MEETING OF THE
MAYOR AND BOARD OF ALDERMAN OF THE
CITY OF RIDGELAND, MISSISSIPPI
July 2, 2019
6:00 PM

INVOCATION

PLEDGE OF ALLEGIANCE

CONSIDERATION OF MINUTES FROM PRIOR BOARD MEETING

June 18, 2019

CONSIDERATION OF MINUTES FROM PRIOR WORK SESSION

June 17, 2019

1. AGENDA ITEMS

a) Petition and Application for Conditional Use Permit for Iglesia Evangelica

b) Site Plan Amendment for Hampton Inn and Suites

2. CONSENT ITEMS

a) Site Plan / Architectural Review for Audi Jaguar Land Rover (Reapproval)

b) Site Plan Architectural Reivew for Holiday Inn Express / Tru by Hilton (Reapproval)

c) Site Plan / Architectural Review for Central Mississippi Realtors Buiding

d) Architectural Review for Ridgeland Place Apartments - Renovation

e) Re-Appoint City Attorney for Period July 1, 2019 thru June 30, 2020

f) Surplus Equipment - Ridgeland Fire Department

g) Declare Surplus Property for the Ridgeland Police Department

h) Approve Budget Amendment Decreasing 001-100-687 (Jail Fees) $2,600 and Increasing 001-100-740 (Capital Vehicles) $2,600

i) Approve Memorandum of Agreement Between MS Bureau of Narcotics, MS Gulf Coast High Intensity Drug Trafficking Area (HIDTA) and the Ridgeland Police Department

j) Authorization to Bid Driver Feedback and Warning Signs

k) Approve Sewer Adjustments

3. PAYMENT OF CLAIMS

a) 154501 - 154768 and June 21, 2019 Payroll ($3,682,870.43)

4. EXECUTIVE SESSION

ADJOURNMENT

INFORMATION FOR MAYOR AND BOARD

City Attorney Statement for Service thru 6/24/2019

MEETING OF THE
MAYOR AND BOARD OF ALDERMAN OF THE
CITY OF RIDGELAND, MISSISSIPPI
June 18, 2019
6:00 PM

The Mayor opened the June 18, 2019 meeting of the Mayor and Board of Aldermen to order. Present were Alderman Chuck Gautier, Alderman Wesley Hamlin, Alderman Ken Heard, Mayor Pro Tempore Kevin Holder, Alderman Brian Ramsey, Alderman D.I. Smith, Alderman Bill Lee, City Attorney Jerry Mills, City Attorney John Scanlon, and City Clerk Paula Tierce. The meeting was opened with an invocation by Alderman Brian Ramsey followed by the pledge of allegiance.

****

The Mayor and Board of Aldermen were provided the May 2019 Financial Statement and the June 2019 Sales Tax Report.

****

Next came the recognition of Corporal Gerald West for being selected "Officer of the Month" for May 2019. Mayor McGee stated that on Wednesday, May 29, 2019, Corporal Gerald West responded to 421 South Wheatley Street in reference to a report of an individual who was unresponsive and not breathing. Upon arrival, Corporal West observed officers diligently performing CPR on an unconscious subject. After learning the individual was unconscious due to an illicit drug overdose, Corporal West immediately administered a dose of Narcan, which ultimately caused the subject to regain consciousness. This subject was subsequently transported to a local hospital and is expected to fully recover. Corporal West's training and quick response in administering Narcan led to the revival of an individual suffering from a drug overdose. His attention to detail, awareness and dedication to his chosen career led to a life being saved. Mayor McGee thanked Corporal Gerald West for his hard work and dedication to the City of Ridgeland and encouraged him to keep up his hard work.

****

Next came the matter of accepting the Minutes of the June 3, 2019 Work Session and the June 4, 2 Board of Aldermen meeting. The Minutes were accepted with no corrections noted.

****

Next came the consideration of the items set out on the Consent Agenda. Alderman Bill Lee moved to approve the Consent Agenda:

a) - Approve Special Event Permit for Pediatric Brain Tumor Foundation - Ride For Kids - Order Attached Hereto As Exhibit "A"

b) - Approve Special Event Permit for Salvation Army Women's Auxiliary - Labor of Love 10K/5K - Order Attached Hereto As Exhibit "B"

c) - Accept Donation for Ridgeland Police Department - Resolution Attached Hereto As Exhibit "C"

d) - Approve Lease Agreement Between City of Ridgeland and Harley-Davidson - Order Attached Hereto As Exhibit "D"

e) - Approve Amendment to Celebrate American Balloon Glow Special Event Permit - Order Attached Hereto As Exhibit "E"

f) - Approve Budget Amendment Decreasing 103-000-003 (Forfeiture & Seizure) and Increasing 001-100-730 (Capital Equipment) - Resolution Attached Hereto As Exhibit "F

g) - Approve Advertisement for Public Works Term Bids for 2019-2020 - Order Attached Hereto As Exhibit "G"

h) - Approve Public Works Surplus Property List - Resolution Attached Hereto As Exhibit "H"

i) - Approve PURF Budget Amendment (Walnut Ridge Sewer Repairs) - Resolution Attached Hereto As Exhibit "I"

j) - Approve Colony Park Speed Limit Ordinance From Highway 51 to Highland Colony Parkway - Ordinance Attached Hereto As Exhibit "J"

k) - Receive April 2019 and May 2019 Business License Reports - Order Attached Hereto As Exhibit "K"

l) - Approve Payment of Contractor Pay Request #1 for Lake Harbour Drive Extension, Phase B - Order Attached Hereto As Exhibit "L"

Alderman D.I. Smith seconded the motion and a vote was taken thereon as follows:

Vote: Aye(s): Alderman Chuck Gautier, Alderman Wesley Hamlin, Alderman Ken Heard, Mayor Pro Tempore Kevin Holder, Alderman Brian Ramsey, Alderman D.I. Smith, Alderman Bill Lee

Nay(s): None

Abstention(s): None

The Mayor then declared the Motion carried.

****

Next came the payment of Claims 154188 - 154500 and June 7, 2019 Payroll ($1,462,699.27). Alderman Kevin Holder moved to approve. The Motion was seconded by Alderman Ken Heard and a vote was taken thereon as follows:

Vote: Aye(s): Alderman Chuck Gautier, Alderman Wesley Hamlin, Alderman Ken

Heard, Mayor Pro Tempore Kevin Holder, Alderman Brian Ramsey, Alderman D.I. Smith, Alderman Bill Lee

Nay(s): None

Abstention(s): None

The Mayor then declared the Motion carried.

****

There being no further business before the Board of Aldermen, the Mayor adjourned the meeting at 6:04 p.m.

WITNESS MY SIGNATURE, this the 19th day of June, 2019.

GENE F. MCGEE, MAYOR

ATTEST:

PAULA TIERCE, CITY CLERK

CITY OF RIDGELAND, MADISON COUNTY, MISS. CORPORATE 1899 SEAL

2019-001308

MINUTES OF THE WORK SESSION
OF THE MAYOR AND BOARD OF ALDERMEN
OF THE CITY OF RIDGELAND
JUNE 17, 2019
6:00 P.M.

The Mayor opened the work session of June 3, 2019 of the Mayor and Board of Aldermen. Present were Alderman Bill Lee, Alderman Brian Ramsey, Alderman Ken Heard, Alderman Kevin Holder, Alderman Wesley Hamlin, Alderman D. I. Smith, City Attorney Jerry Mills, and City Clerk Paula Tierce. Absent was Alderman Chuck Gautier.

The Mayor presented the proposed agenda, which is attached hereto as Exhibit "A". Each item was discussed with no action being taken by the Mayor & Board of Aldermen.

The meeting concluded at 6:13 p.m.

WITNESS MY SIGNATURE, this the 19th day of June, 2019.

GENE F. MCGEE, MAYOR

ATTEST:

Paula Tierce, City Clerk

CITY OF RIDGELAND, MADISON COUNTY, MISS.
CORPORATE
1899
SEAL

BEFORE THE MAYOR AND BOARD OF ALDERMEN OF
THE CITY OF RIDGELAND, MADISON COUNTY, MISSISSIPPI

PETITION AND APPLICATION FOR CONDITIONAL USE PERMIT

(Official Form February 2014)

COMES NOW, Iglesia Evangelica Monte de Sion M.A.V, (the "Petitioner") and
[Name of Petitioner(s)]
respectfully petitions the Mayor and Board of Aldermen of the City of Ridgeland, Mississippi, to grant a conditional use permit as set forth in Section 600.09 of the City of Ridgeland Zoning Ordinance of February, 2014, as more specifically described in this Petition for that real property described in this Petition, and in support of this Petition would show as follows:

1. The name of the Petitioner is Iglesia Evangelica Monte de Sion M.A.V (hereinafter referred to as "Petitioner").

2. The Petitioner's mailing address is 6965 old Canton Rd Ste F Ridgeland, MS 39157 and the Petitioner's attorney or representative's mailing address is Same.

3. The Petitioner's phone number is (601) 594-1846 and the Petitioner's attorney's phone number is (if applicable) N/A.

4. The record title holder of the property is CAPITAL GROUP, LLC and a copy of the property deed with legal description is attached hereto as Exhibit "A". Additionally, digital text version of the legal description shall be provided to the Zoning Administrator for use in advertising the public hearing.

5. If the Petitioner is not the owner of the property, the owner's address and phone number is Insight Group - 731 S. Pear Orchard - Ste 6 - Ridgeland, MS 39157 - 769-300-2651.

6. A copy of the written authority of the owner's representative to act on behalf of the Owner is attached hereto as Exhibit "B", if applicable.

7. The street address of the property is: 6965 Old Canton Rd. - Ste. F

Ridgeland, Mississippi 39157

(and/or) Tax Parcel ID Number(s): 072I-32A-016/01.01

8. A copy of a plat or map of the property certified by a licensed land surveyor is attached as Exhibit "C".

9. A vicinity map or plat depicting an area of at least 300' surrounding the subject property in all directions is attached to this Petition as Exhibit "D". The vicinity map includes the current zoning classification of all lands within 160' of the subject property.

10. The property is presently zoned C-3, according to the official zoning map of Ridgeland, Mississippi.

11. Petitioner requests that it be granted a conditional use permit as authorized by Section 430.03 of the Zoning Ordinance of the City of Ridgeland, Mississippi, dated February. 2014. **(Section of ordinance authorizing the specified conditional use).**

12. Petitioner intends to use the subject property for the following purpose(s) in accord with requested classification: church services

13. A site plan for development of the property as required by Section 600.09 of the Zoning Ordinance is attached as Exhibit "E".

14. Petitioner acknowledges that in order to assure consideration of the request contained in this Petition, Petitioner must present proof as to all matters required to be proved by Section 600.09 of the Zoning Ordinance. Petitioner must answer the following questions before filing this petition. The petition will not be accepted unless petitioner responds to each of the following questions:

a. Why does the Petitioner claim that the requested land use fits the site and is compatible with adjacent properties?

Is currently in use at church, not causing problem for adjacent properties

b. How will the proposed use impact traffic on adjacent streets and highways?

Will not have impact, since it is used Monday + Thursday between 11:00 pm and 1:00 a.m.

c. Will the requested land use cause an adverse effect (noise, glare, odor, traffic, use, encroachment, etc.) on abutting property or the permitted use thereof? Please explain.

No

d. What provision(s) have been made for ingress and egress to the subject property and structures located thereon with particular reference to automobile and pedestrian safety, traffic flow, and fire protection?

Unnecessary to make special provision, as property is easily accessible to traffic

e. What provision(s) have been made to provide adequate off-street parking and loading areas in conformance with Section 37.02 Off-Street Parking of this Ordinance?

Off street parking is adequate during the hours used

f. What provision(s) have been made for refuse storage areas and service areas to be screened from adjoining properties, and are the proposed improvements in conformance with Section 36.07 and Appendix 'D'?

Nothing is cooked on premises. Any refuse created by use is minimal.

g. What provision(s) have been made for controlling drainage and erosion on/from the proposed site?

None necessary as property was already property developed

h. What provision(s) have been made for the availability and connection of utilities?

already connected to utilities

i. What provisions(s) have been made for signage and lighting at the proposed site?

None necessary except for small sign in window. Will request permission for a larger sign.

j. Does the proposed land use comply with required yards, Landscape Ordinance, and Tree Ordinance? If not, please explain.

Use will not affect yard, landscape or trees

k. What provision(s) have been made with respect to hours of operation so as not to cause an adverse effect on neighboring properties?

Property is only used 2 days per week between 11:00 p.m. and 1:00a.m.

l. What provision(s) have been made to adequately address any concern for safety?

Two doors adequately address safety issues

m. What provision(s) have been made to address any negative impact on the capacity of public facilities?

Will no impact on public facilities.

n. What provision(s) have been made to minimize negative environmental and economic impacts?

Economic impact none as building was previously vacant, No environmental impact.

o. Does the proposed land use encroach upon flood hazard zones or airport approach zones?

No - structures, parking, etc. are already in place.

p. Are there any additional issues that should be addressed in this application?

None known to applicant

15. Petitioner acknowledges that prior to approving any petition, a public hearing must be held in accordance with Section 600.15 of the Zoning Ordinance. At the public hearing the petitioner will be required to provide proof in the form of testimony and documents as to each of the matters listed in paragraph 14 of this petition.

16. Petitioner believes that the reasons set forth in this petition justify the granting of the conditional use permit.

17. Petitioner would show that the planned use of the property and the conditional use permit would be in harmony with the general purpose and intent of the land uses permitted in the use district where the property is located, and would not be injurious to the neighborhood or detrimental to the public welfare.

18. The required $150.00 filing fee has been paid with the filing of this Petition.

Respectfully submitted,
Iglesia Evangelica Monte de Sion M.A.V.

by: [signature]
PETITIONER

04/09/19
DATE

EXHIBIT 'A'

BOOK 2126 PAGE 0959

Realty Advantage Title Pd 12.00

Prepared by:
R. Paul Randall, Jr.
Willoughby, McCraney & Randall, PLLC
451 Northpark Dr., Suite A
Ridgeland, Mississippi 39157
(601) 956-2615

#712 (2)

520804

To the Chancery Clerk of Madison County, Mississippi:
The real property described herein is situated in Madison County, Mississippi.

WARRANTY DEED

FOR AND IN CONSIDERATION of the sum of Ten and No/100 Dollars ($10.00), cash in hand paid, and other good and valuable consideration, the receipt, adequacy and sufficiency of all which are hereby acknowledged, **JOHN C. HARRELD**, (the "Grantor"), does hereby sell, convey and warrant unto **CAPITAL GROUP, LLC**, a Mississippi limited liability company (the "Grantee"), that certain parcel of property lying and being situated in Madison County, Mississippi, and being more particularly described on **Exhibit A**, which is attached hereto and incorporated herein by this reference (the "Property").

The Property conveyed herein is subject to, and there is expressly excepted from the special warranty of this conveyance, those certain encumbrances and other matters set forth on **Exhibit B**.

Ad Valorem Taxes on the Property for the year 2006 have been prorated between the Grantor and the Grantee, and the Grantee assumes and agrees to pay the same when they become due and payable. Any adjustments based upon the final ad valorem taxes for 2006 shall be prorated and paid by the party that owes said adjustment.

This conveyance is executed on the day and year hereinafter referenced but is only effective as of the 1st day of December, 2006.

[Signature Page To Follow]

WITNESS THE SIGNATURE OF THE GRANTOR as of the 29th day of November 2006.

John C. Harreld

STATE OF MISSISSIPPI

COUNTY OF MADISON

Personally appeared before me, the undersigned authority in and for the said county and state, on this 29th day of November 2006, within my jurisdiction, the within named John C. Harreld, who acknowledged that he executed the above and foregoing instrument.

NOTARY PUBLIC

MY COMMISSION EXPIRES:
October 13, 2010

My Commission Expires:

[AFFIX NOTARIAL SEAL]

Grantor:
John C. Harreld
PO Box 160
Madison MS 39130
(601) 856 - 8869

Grantee:
Capital Group, LLC
6800 Old Canton Road, Suite 202
Ridgeland, Mississippi 39157
(601) 291-1562

EXHIBIT A

Parcel B Spillway Village North

A certain parcel of land being situated in the Northeast ¼ of the Northeast ¼ of Section 32, T7N-R2E, City of Ridgeland, Madison County, Mississippi, and being more particularly describes as follows:

Commence at the Northeast corner of Section 32, T7N-R2E and run thence West for a distance of 30.00 feet to a point; run thence South for a distance of 30.00 feet to the Point of Intersection of the original South right-of-way line of Lake Harbor Drive with the West right-of-way line of Old Canton Road (as both are now laid out and in use); run thence South 00 degrees 11 minutes 00 seconds East along said West right-of-way line of Old Canton Road for a distance of 177.02 feet to a set ½" iron pin and the POINT OF BEGINNNG of the parcel of land herein described; from said POINT OF BEGINNING and leaving said West right-of-way line of Old Canton Road run thence North 89 degrees 26 minutes 15 seconds West for a distance of 124.37 feet to a point on the edge of an asphalt drive; run thence North 38 degrees 05 minutes 42 seconds West along said asphalt drive for a distance of 25.35 feet to a point on a concrete retaining wall; run thence South 89 degrees 44 minutes 45 seconds West along said concrete retaining wall for a distance of 11.49 feet to the Point of Curvature of a 226.7564 degree curve bearing to the right having a central angel of 79 degrees 10 minutes 25 seconds and a radius of 25.27 feet; run thence along said concrete retaining wall and along the arc of said curve an arc length of 34.92 feet to the Point of Tangency; said curves having a chord bearing of North 47 degrees 19 minutes 37 seconds West and a chord distance of 32.20 feet; run thence North 01 degrees 49 minutes 05 seconds West along said concrete retaining wall for a distance of 12.44 feet to a point; leaving said concrete retaining wall, run thence North 24 degrees 52 minutes 29 seconds West for a distance of 31.41 feet to a point; run thence North 00 degrees 05 minutes 47 seconds East for a distance of 92.86 feet to a point on the aforesaid original South right-of-way line of Lake Harbor Drive run thence South 88 degrees 55 minutes 00 seconds West along said original South right-of-way line Lake Harbor Drive for a distance of 156.63 feet to a set ½" iron pin; leaving said original South right-of-way line of Lake Harbor Drive, run thence South 00 degrees 11 minutes 00 seconds East for a distance of 345.40 feet to a set ½" iron pin; run thence North 89 degrees 55 minutes 00 seconds East for a distance of 334.30 feet to a point on the aforesaid West right-of-way line of Old Canton road; run thence North 00 degrees 11 minutes 00 seconds West along said West right-of-way line of Old Canton Road for a distance of 168.38feet to the PONT OF BEGINNING, containing 2.014 acres, more or less.

And being the same property described in Deed from Larry U. Rose, Trustee unto John C. Harreld recorded in Book 446 at Page 144.

EXHIBIT B BOOK 2126 PAGE 0962

Permitted Exceptions

1. General real estate taxes for the year 2006 and subsequent years not yet due and payable.

2. Rights of way in favor of Mississippi Power & Light recorded in Book 286 at Page 256 and Book 247 at Page 160.

Note: All book and page references are to the land records of the Chancery Clerk of Madison County, Mississippi.

EXHIBIT B

Permitted Exceptions

1. General real estate taxes for the year 2006 and subsequent years not yet due and payable.

2. Rights of way in favor of Mississippi Power & Light recorded in Book 286 at Page 256 and Book 247 at Page 160.

3. All matters shown on survey by H.D. Lang dated _____.

Note: All book and page references are to the land records of the Chancery Clerk of Madison County, Mississippi.

MADISON COUNTY MS This instrument was filed for record November 30, 2006, at 8:00 A.M.
Book 2126 Page 959
ARTHUR JOHNSTON, C. C.
BY: S Cole D.C.

EXHIBIT "B"

INSIGHT GROUP
REAL ESTATE

April 9, 2019

Tenant: iglesia evangelica monte de sion manantiales de agua vivia

Location: 6965 Old Canton Road, Unit EF – Ridgeland, MS 39157

Owner: Capital Group,

To Whom it May Concern

Insight Group, LLC, property management company, acting on behalf of the owner of 6965 Old Canton Rd. Ridgeland, MS, Capital Group, gives permission to the above stated tenant, to apply for a conditional use permit.

Thank you,

Deneen Graves- Property Manager, Licensed REALTOR

Insight Group, LLC.

731 S. Pear Orchard Road #6

Ridgeland, MS 39157

EXHIBIT 'C'

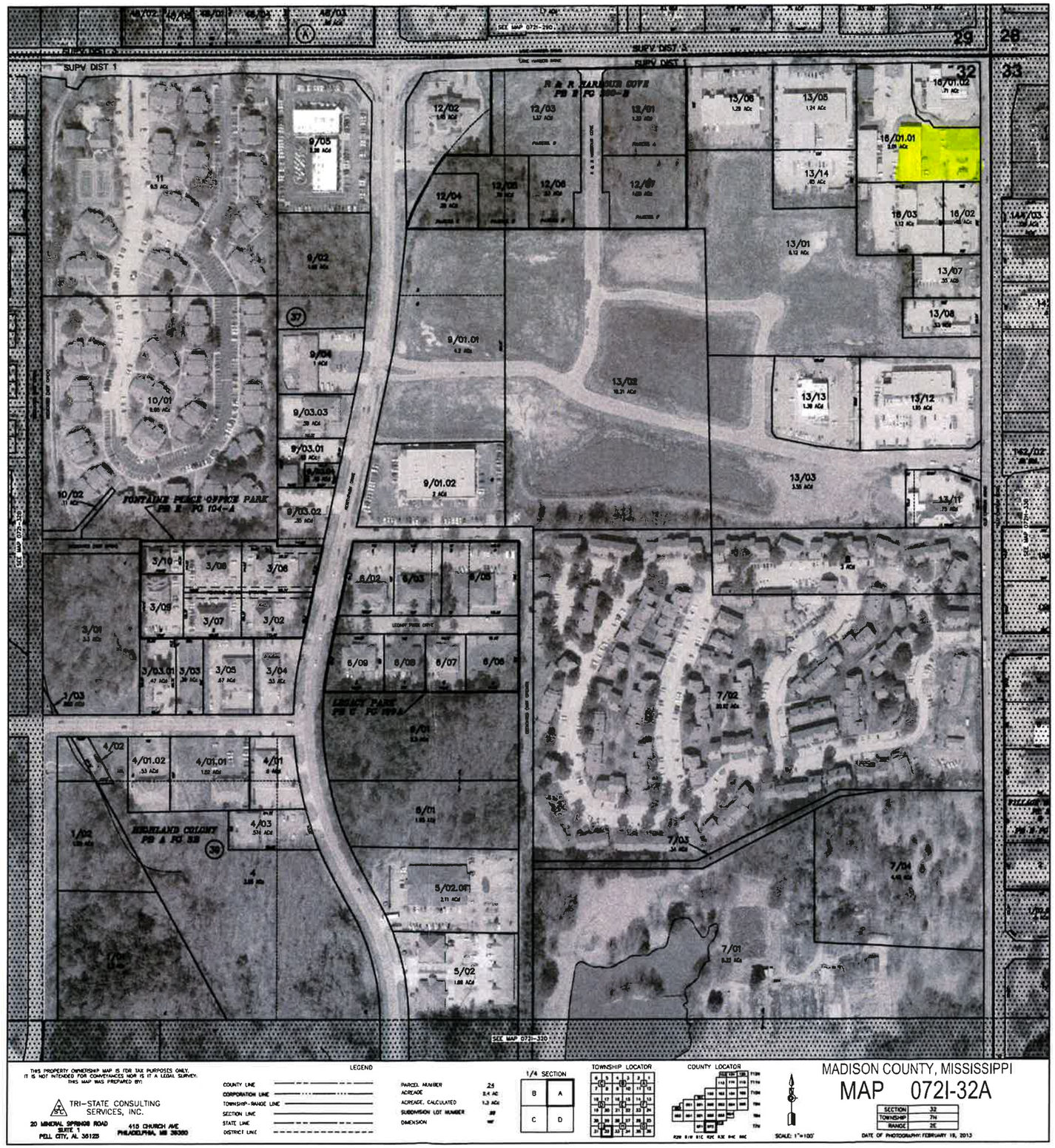

THIS PROPERTY OWNERSHIP MAP IS FOR TAX PURPOSES ONLY. IT IS NOT INTENDED FOR CONVEYANCES NOR IS IT A LEGAL SURVEY. THIS MAP WAS PREPARED BY:

TRI-STATE CONSULTING SERVICES, INC.

20 MINERAL SPRINGS ROAD
SUITE 1
PELL CITY, AL 35125

415 CHURCH AVE
PHILADELPHIA, MS 39350

LEGEND

COUNTY LINE	
CORPORATION LINE	
TOWNSHIP-RANGE LINE	
SECTION LINE	
STATE LINE	
DISTRICT LINE	
PARCEL NUMBER	25
ACREAGE	2.4 AC
ACREAGE, CALCULATED	1.3 AC
SUBDIVISION LOT NUMBER	#
DIMENSION	'

1/4 SECTION

B	A
C	D

TOWNSHIP LOCATOR

COUNTY LOCATOR

SCALE: 1"=100'

MADISON COUNTY, MISSISSIPPI

MAP 072I-32A

SECTION	32
TOWNSHIP	7N
RANGE	2E

DATE OF PHOTOGRAPHY: FEBRUARY 18, 2013

EXHIBIT "D"

City of Ridgeland - GIS Mapping Portal

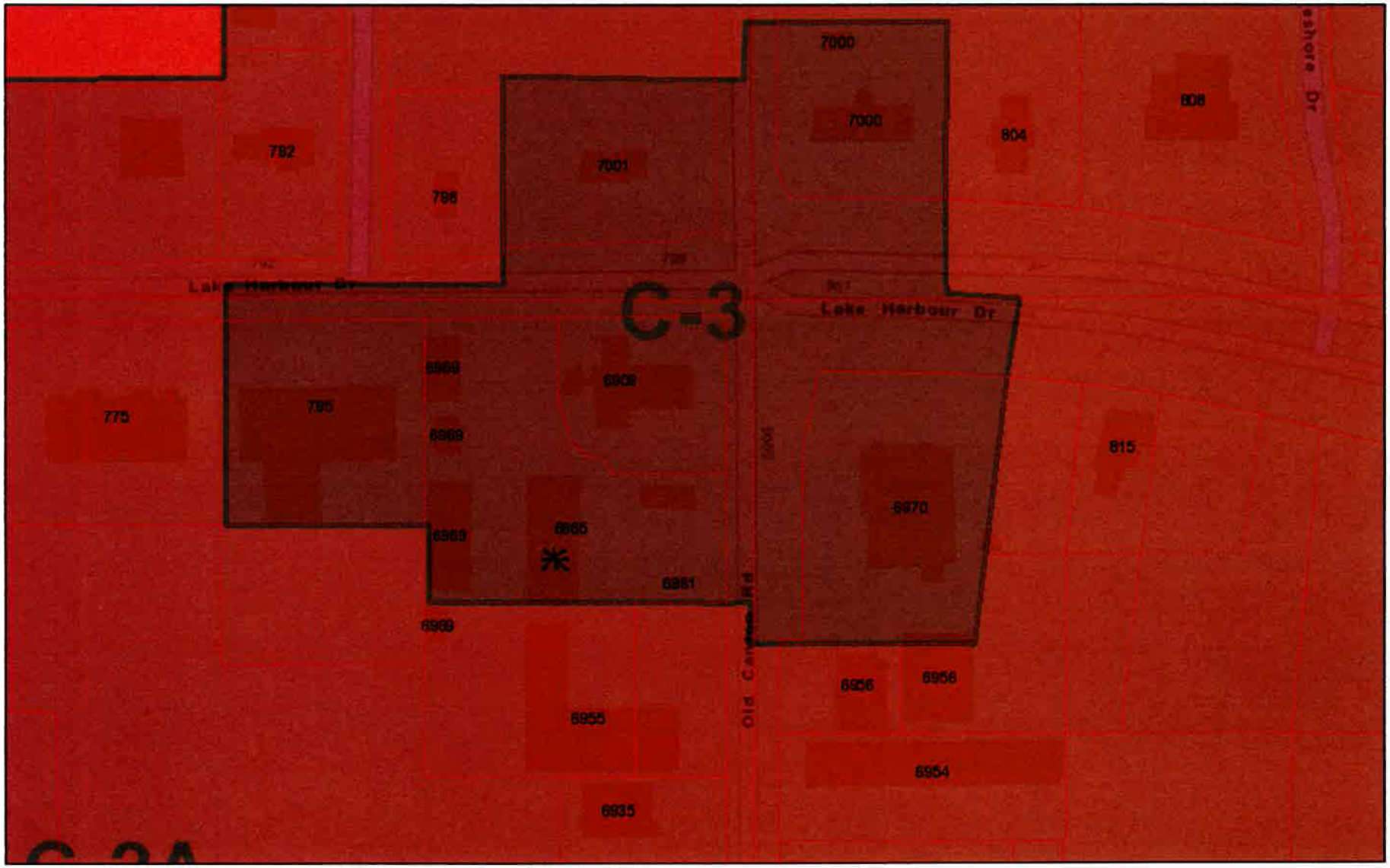

May 14, 2019

1:2,257

0 0.01 0.03 0.06 mi

0 0.03 0.05 0.1 km

Esri, HERE, Garmin, INCREMENT P, NGA, USGS

Google Maps

EXHIBIT 'E'

Imagery ©2019 Google, Map data ©2019 Google 50 ft

F0001 **2019090582**

Fee: $ 50

Business ID: 1172247
Filed: 03/15/2019 11:09 AM
C. Delbert Hosemann, Jr.
Secretary of State

DELBERT HOSEMANN
Secretary of State

P.O. BOX 136
JACKSON, MS 39205-0136

TELEPHONE: (601) 359-1633

Articles of Incorporation

Business Information

Business Type: Non-Profit Corporation
Business Name: iglesia evangelica monte de sion manantiales de agua viva
Business Email: juangasparg@gmail.com
Future Effective Date: 03/15/2019
Period of Duration: Perpetual
Initial planned non-profit activity: Church

NAICS Code/Nature of Business

813110 - Religious Organizations

Registered Agent

Name: Juan Gaspar Gomez
Address: 915 Briarfield Rd
Jackson , MS 39211

Signature

The undersigned certifies that:
1) he/she has notified the above-named registered agent of this appointment;
2) he/she has provided the agent an address for the company, and;
3) the agent has agreed to serve as registered agent for this company

By entering my name in the space provided, I certify that I am authorized to file this document on behalf of this entity, have examined the document and, to the best of my knowledge and belief, it is true, correct and complete as of this day ***03/15/2019***.

Name:
Juan Gaspar Gomez
Incorporator

Address:
915 Briarfield Rd
Jackson, MS 39211-4118

State of Mississippi

Certificate of Incorporation

Acting under the authority vested in me as Secretary of State by the Constitution and Laws of this State, I do hereby certify the following has satisfied all conditions precedent for incorporation in this State.

iglesia evangelica monte de sion manantiales de agua viva

SECRETARY OF STATE ★ STATE OF MISSISSIPPI ★ OFFICIAL

Given this the 15th day of March, Two Thousand and Nineteen, in the Capital City of Jackson, Mississippi under my Hand and Seal,

C. Delbert Hosemann, Jr.

C. Delbert Hosemann, Jr.
Secretary of State

Mills, Scanlon, Dye & Pittman

ATTORNEYS AT LAW
800 Avery Boulevard North, Suite 101
Ridgeland, Mississippi 39157

Jerry L. Mills
John P. Scanlon
John T. Wakeland

Brad Dye, Of Counsel
Edwin L. Pittman, Of Counsel

Telephone:
(601) 957-2600
Facsimile:
(601) 957-7440

James H. Gabriel (1948-2016)
Carolyn B. Mills (1947-2017)

June 24, 2019

Mayor Gene McGee
Alderman Ken Heard
Alderman Chuck Gautier
Alderman Kevin Holder
Alderman Brian Ramsey
Alderman Bill Lee
Alderman Wesley Hamlin
Alderman D. I. Smith
Post Office Box 217
Ridgeland, MS 39158

RE: Zoning Report for June 20, 2019

Dear Mayor and Board:

We report on the Zoning Board meeting of June 20, 2019. Enclosed for your consideration, please find the following:

1. Minutes of the June 20, 2019, Zoning Board meeting;

2. Ordinance Approving the Petition and Application for Conditional Use Permit for Iglesia Evangelica Monte desion M.A.V.;

3. Resolution Denying the Petition and Application for Conditional Use Permit for Iglesia Evangelica Monte desion M.A.V.

If you have any questions or require additional information, please do not hesitate to call us.

Sincerely,

Mills, Scanlon, Dye & Pittman

Jerry L. Mills

JLM/mmh
Enclosure(s)
cc: Zoning Board Members

MINUTES OF THE MEETING
OF THE ZONING BOARD
OF THE CITY OF RIDGELAND, MISSISSIPPI

A meeting of the Zoning Board of the City of Ridgeland, Mississippi (the "Board") was duly called, held and conducted on Thursday, June 20, 2019, at 6:00 o'clock p.m. in the Ridgeland City Hall in the City of Ridgeland, Madison County, Mississippi.

The following members were present, to-wit:

Larry Miller
Tracy Bailey
Bernie Giessner
Drew Malone
Michelle Caballero
Judy Rice
Jim Collette

Absent:

Walter Cox

Also present:

Jerry L. Mills, Attorney
Jordan Lohman, City of Ridgeland

* * * * * * * * * * * * *

Chairman Bernie Giessner called the meeting to order. Roll was called and it was announced that a majority of the voting members of the Board were present and that said number constituted a quorum to conduct business.

Chairman Bernie Giessner led the Pledge of Allegiance and the meeting was opened with prayer.

All members of the Board acknowledged receipt of the agenda and the agenda was as follows:

1. Call to Order/Invocation.

2. Adoption of Minutes.

3. Public Hearing for Petition and Application for Conditional Use Permit for Iglesia Evangelica Monte desion M.A.V. - *Petitioner*

   Property Address/Description:
   6965 Old Canton Road, Suite F, Ridgeland, MS 39157

   Tax Parcel No.:
   072I-32A-016/01.01

   (June 20, 2019)

4. Old Business/New Business.

5. Adjourn

The Board considered the Minutes of the May 9, 2019 meeting. Mr. Malone moved to approve the minutes as written. The motion was seconded by Ms. Caballero and approved unanimously.

Public Hearing for Petition and Application for Conditional Use Permit for Iglesia Evangelica Monte desion M.A.V.

Chairman Giessner opened the Public Hearing on the Petition and Application for Conditional Use Permit for Iglesia Evangelica Monte desion M.A.V. for property located at 6965 Old Canton Road in Ridgeland identified as Tax Parcel No. 072I-32A-016/01.01. The subject property is presently zoned C-3 Convenience Commercial District. The Pastor and Chairman of the Board appeared and spoke on behalf of the Petition confirming notice was sent. The Pastor, through an interpreter spoke in support of the petition and answered questions of the Board. Petitioner intends to use the property to conduct church services. The Church proposes to hold services two to three times a week between 11:00 p.m. and 1:00 a.m. The Church indicated that it had received notice of the concerns of the Shell station and had signed a waiver regarding distances found as provided by the City's ordinance. On further discussion, the question of impact on other businesses presently operating and that may desire to locate in the shopping center or in others within the prescribed distances was raised. Representatives of the Church indicated that they would have no problem with future business being located in the surrounding commercial area.

Chairman Giessner called for anyone that wished to speak for or in opposition of the Petition.

A representative of the Shell station, Joe Morris advised that they had no problem with the proposed land use except as it would impact their longstanding business's ability to continue

the sale of beer. In fact, they stated that otherwise they felt the Church would be a positive influence. A letter was presented raising the concerns of the business, a copy of which is attached hereto as Exhibit "A". In addition, Charles Hughes, an attorney representing the business, spoke and confirmed the concerns raised in Exhibit "A".

The matter was then before the board for discussion. Concern was raised as to the impact on other businesses, specifically, Ding How. The board discussed fairness to current and future tenant and neighbors of the Church. The Church stated that it was willing to make its waiver effect not only as to existing businesses, but also to any that would later locate within the restricted distances.

The concern of existing businesses regarding the loss of the right to continue in the event of discontinuance of business for a period of time was discussed. They were advised that they would not be adversely impacted under the City of Ridgeland's interpretation of its ordinances and the law in general.

Some concern was raised as to the authority of the Church for the signatures on the waiver. It was requested that the governing body of the Church authorize the signing of an additional waiver that included other existing businesses and future business that might locate restricted distance.

Chairman Giessner closed the Public Hearing and called for a vote on the Petition. On motion by Mr. Malone, subject to the conditions set out below and seconded by Ms. Caballero, the Board voted unanimously to recommend to the Mayor and Board of Aldermen that they approve a conditional use for Petitioner's intended use to conduct church services on the subject property.

1. That the waiver be expanded to include all other existing business, present or future, located within the otherwise restricted distance.

2. That the revised waiver be presented to all legally required boards or persons for ratification and approval.

3. That a condition of this approval distance requirements for the sale of alcohol as contained in any Ridgeland ordinance are specifically waived by the applicant, its successor and assigns so long as the property is conditionally used as a church.

OLD BUSINESS

None.

NEW BUSINESS

None.

There was no further business to be presented.

ADJOURNMENT

Mr. Malone moved that the meeting be adjourned. The motion was seconded by Mr. Miller and approved unanimously.

WITNESS OUR HANDS, this the _____ day of _____, 2019.

_____
BERNIE GIESSNER, Chairman

_____
MICHELLE CABALLERO, Vice Chairman/Secretary

P.O. Box 227
Ridgeland, MS 39158

June 11, 2019

HAND DELIVERED THIS DATE

City of Ridgeland
Mr. Alan Hart, Director
Community Development
304 Highway 51
Ridgeland, MS 39157

Re: Application for Conditional Use
Iglesia Evangelica Mongte de Sion M.A.V. Church
6965 Old Canton Rd.
Ridgeland, MS 39157

Dear Mr. Hart:

I am writing you on behalf of Morris Properties, L.P., Morris Petroleum, Inc. and Victory Marketing, LLC.

Morris Properties owns the real property situated at the Southwest corner of the intersection of Old Canton Road and Lake Harbour Drive, Ridgeland, Mississippi, the same having an address of 6909 Old Canton Road, Ridgeland, Mississippi and being commonly known as Q & M Shell which it leases to Morris Petroleum, Inc. for the operation of a Shell/Sprint Mart convenience store. Victory Marketing operates the facility as a Sprint Mart branded store and actually holds the beer/light wine license. This property and store have been a part of our family business for more than 30 years. The store sells beer/light wine legally.

It is our understanding that a church has filed a "Petition and Application for Conditional Use Permit" and proposes to locate in the shopping center at 6965 Old Canton Rd., which is adjacent to and behind our store. Its location would be within a prohibited distance from our store for the sale of beer/light wine under City ordinances.

Although we welcome the church to the area and believe that it will have a positive impact on our community, we are apprehensive that its location will adversely affect the ability or right that we currently have to use our property for beer/light wine sales.

Under current city ordinances, it is inferred but unclear that a church locating in close proximity to our property may disqualify the property for beer/light wine sale under certain conditions in the future including discontinuance of use, expansion, alteration enlargement or sale of the property.

We have discussed with the City the possibility, in the future, of razing and rebuilding the store or undertaking a major remodeling. A temporary secession of our business at the property for such purposes could be caused by any casualty including, but not limited to, storm; natural disaster; any Act

EXHIBIT "A"

of God; fire OR remodeling; expansion; renovation; repair; razing and rebuilding the store and/or improvements, any of which could continue for a time in excess of six (6) months.

As stated above, we believe that a church will have a positive impact on our community. Although we would like to cooperate with both the church and the City, we are constrained to **object** to and **oppose** the location of the church in the shopping center unless and until:

(i) the church waives in writing any rights it may have to object to the sale of beer at our store property either now or at any time in the future and agrees not to object to the continued or future sale of beer/light wine on the property regardless of whether such sales are interrupted for any reason for any length of time, or it may, at some point, be considered a nonconforming use of the property or the property is sold; and

(ii) the City of Ridgeland accepts the church's waiver and agreement; and concerning the property at 6909 Old Canton Road, the City interprets it ordinances such that neither a church's location within the beer/light wine sale prohibited distance from said property nor any temporary secession of beer sales at the property caused by storm; natural disaster; any Act of God; fire OR remodeling; expansion; renovation; repair; razing and rebuilding the store and/or improvements, for any length of time nor sale of the store property will adversely affect any condition or right to sell beer/light wine at the property now or in the future regardless of any interruptions in such sales including, but not limited to, periods of time of six (6) months or more.

If the church and the City agree, each should acknowledge such agreement by executing a copy hereof by an authorized representative and return the executed copy to me. For validity, both the church and the City should adopt resolutions authorizing the agreement spread on their respective minutes and authorizing the execution hereof and furnish us certified copies.

Yours truly,

Joe C. Morris, Jr., on behalf of Morris Properties, L.P., Morris Petroleum, Inc. and Victory Marketing, LLC

cc: Jerry L. Mills, Esquire (hand delivered)
Iglesia Evangelica Mongte de Sion M.A.V. Church (hand delivered)

APPROVED AND AGREED:

Iglesia Evangelica Mongte de Sion M.A.V. Church	City of Ridgeland, Mississippi
By	By_____
Date: 6-19-19	Date:_____

ORDINANCE OF THE MAYOR AND BOARD OF ALDERMEN OF THE CITY OF RIDGELAND, MADISON COUNTY, MISSISSIPPI APPROVING AND GRANTING A CONDITIONAL USE PERMIT FOR PROPERTY LOCATED AT 6965 OLD CANTON ROAD, TAX PARCEL NO. 072I-32A-016/01.01 CITY OF RIDGELAND, MADISON COUNTY, MISSISSIPPI

WHEREAS, Iglesia Evangelica Monte desion M.A.V. (the "Petitioner"), did file a Petition and Application for a Conditional Use Permit as permitted by Section 600.09 for the property described herein, which property is located in a C-3, Convenience Commercial District Classification under the City of Ridgeland Zoning Regulations Ordinance of February, 2014, (the "Petition"); and,

WHEREAS, the Mayor and Board of Aldermen referred the Petition to the Zoning Board of the City of Ridgeland (the Zoning "Board") which Board scheduled a hearing on said Petition for June 20, 2019, at 6:00 o'clock p.m.; and,

WHEREAS, the City Clerk did cause notice of the June 20, 2019, hearing to be published in the Madison County Journal, a newspaper published in the City of Ridgeland, Madison County, Mississippi, in the manner and for the time required by law, and the Zoning Administrator did post notice of same upon the affected property in the manner and for the time required by law; and,

WHEREAS, at the time, date and place specified in the notice, the Zoning Board of the City of Ridgeland, Mississippi, did conduct a full and complete hearing on the Petition, and received comments and heard evidence presented by the Petitioner and thereafter forwarded its recommendation thereon to the Mayor and Board of Aldermen; and,

WHEREAS, the Mayor and Board of Aldermen are familiar with the property and existing land uses within the City of Ridgeland and in the area of the City where the property is located, and in acting on this Ordinance, have duly considered the matters and facts within their personal knowledge as same affect the land uses required in the Petition; and,

WHEREAS, the Mayor asked whether the Board of Aldermen desired to take any action regarding the Petition and the recommendation of the Zoning Board, and after discussion thereof, Alderman _____ offered the following Ordinance and moved that it be adopted, to-wit:

NOW, THEREFORE, be it ordained by the Mayor and Board of Aldermen of the City of Ridgeland, Madison County, Mississippi, as follows, to-wit:

SECTION 1. That the matters and facts stated in the preamble hereof are found, determined and adjudicated to be true and correct.

SECTION 2. That the findings of fact contained in the Zoning Board's June 20, 2019, Minutes in regard to the Petition be, and same are hereby adopted as and for the findings of fact of the Mayor and Board of Aldermen in support of the zoning decision contained herein.

SECTION 3. That it is hereby found and determined that the conditions precedent to the granting of a Conditional Use Permit in regard to the herein described property as required in Section 600.09 of the City of Ridgeland Zoning Regulations Ordinance of February, 2014, exist, and have been satisfied, and the granting of a Conditional Use Permit for the purpose of allowing the Petitioner to conduct church

services on the subject property within the C-3 zoning district, subject to the following conditions:

1. That the waiver be expanded to include all other existing business, present or future, located within the otherwise restricted distance.
2. That the revised waiver be presented to all legally required boards or persons for ratification and approval.
3. That a condition of this approval distance requirements for the sale of alcohol as contained in any Ridgeland ordinance are specifically waived by the applicant, its successor and assigns so long as the property is conditionally used as a church.

SECTION 4. That the Mayor and Board of Aldermen of the City of Ridgeland, Mississippi, do hereby grant from and after the effective date of this Ordinance a Conditional Use Permit for the purpose of allowing Petitioner to conduct church services on the subject property within the C-3 zoning district, subject to the following conditions:

1. That the waiver be expanded to include all other existing business, present or future, located within the otherwise restricted distance.
2. That the revised waiver be presented to all legally required boards or persons for ratification and approval.
3. That a condition of this approval distance requirements for the sale of alcohol as contained in any Ridgeland ordinance are specifically waived by the applicant, its successor and assigns so long as the property is conditionally used as a church.

SECTION 5. The property affected by this Ordinance (the "property") is located in the City of Ridgeland, Madison County, Mississippi, and described as follows:

<u>Parcel B Spillway Village North</u>

A certain parcel of land being situated in the Northeast 1/4 of the Northeast 1/4 of Section 32, T7NR2E, City of Ridgeland, Madison County, Mississippi, and being more particularly describes as follows:

Commence at the Northeast corner of Section 32, T7N-R2E and run thence West for a distance of 30.00 feet to a point; run thence South for a distance of 30.00 feet to the Point of Intersection of the original South right-of-way line of Lake Harbor Drive with the West right-of-way line of Old Canton Road (as both are now laid out and in use); run thence South 00 degrees 1 1 minutes 00 seconds East along said West right-of-way line of Old Canton Road for a distance of 177.02 feet to a set h" iron pin and the POINT OF BEGINNNG of the parcel of land herein described; from said POINT OF BEGINNING and leaving said West right-of-way line of Old Canton Road run thence North 89 degrees 26 minutes 15 seconds West for a distance of 124.37 feet to a point on the edge of an asphalt drive; run thence North 38 degrees 05 minutes 42 seconds West along said asphalt drive for a distance of 25.35 feet to a point on a concrete retaining wall; run thence South 89 degrees 44 minutes 45 seconds West along said concrete retaining wall for a distance of 11.49 feet to the Point of Curvature of a 226.7564 degree curve bearing to the right having a central angel of 79 degrees 1 0 minutes 25 seconds and a radius of 25.27 feet; run thence along said concrete retaining wall and along the arc of said curve an arc length of 34.92 feet to the Point of Tangency; said curves having a chord bearing of North 47 degrees 19 minutes 37 seconds West and a chord distance of 32.20 feet; run thence North 01 degrees 49 minutes 0.5 seconds West along said concrete retaining wall for a distance of 12.44 feet to a point; leaving said concrete retaining wall, run thence North 24 degrees 52 minutes 29 seconds West for a distance of 31.41 feet to a point; run thence North 00 degrees 05 minutes 47 seconds East for a distance of 92.86 feet to a point on the aforesaid original South right of-way line of Lake Harbor Drive run thence South 88 degrees 55 minutes 00 seconds West along said original South right-of-way line Lake Harbor Drive for a distance of 156.63 feet to a set ½" iron pin; leaving said original South right-of-way line of Lake Harbor Drive, run thence South 00 degrees 11 minutes 00 seconds East for a distance of 345.40 feet to a set ½" iron pin; run thence North 89 degrees 55 minutes 00 seconds East for a distance of 334.30 feet to a point on the aforesaid West right-of-way line of Old Canton road; run thence North 00 degrees 11 minutes 00 seconds West along said West right-of-way line of Old Canton Road for a distance of 168.38 feet to the POINT OF BEGINNING, containing 2.014 acres, more or less.

And being the same property described in Deed from Larry U. Rose, Trustee unto John C. Harreld recorded in Book 446 at Page 144.

SECTION 6. That the City of Ridgeland Zoning Regulations Ordinance of February, 2014, and the Use District Map accompanying said Ordinance be, and same

hereby are amended to the extent necessary to reflect the foregoing change in land use in regard to the property.

ORDAINED, ADOPTED AND APPROVED by the Mayor and Board of Aldermen of the City of Ridgeland, Madison County, Mississippi, at a regular meeting thereof held on the _____ day of _____, 2019.

The motion for adoption was seconded by Alderman _____ and the foregoing Ordinance having been first reduced to writing, was submitted to the Board of Aldermen for passage or rejection on roll call vote with the following results:

Alderman Ken Heard (Ward 1) voted: _____
Alderman Chuck Gautier (Ward 2) voted: _____
Alderman Kevin Holder (Ward 3) voted: _____
Alderman Brian Ramsey (Ward 4) voted: _____
Alderman Bill Lee (Ward 5) voted: _____
Alderman Wesley Hamlin (Ward 6) voted: _____
Alderman D. I. Smith (At large) voted: _____

Whereupon, the Mayor declared the motion carried and the Ordinance adopted.

The foregoing ordinance is approved, this the ____ day of _____, 2019.

_____
Mayor Gene F. McGee
City of Ridgeland, Mississippi

Attest:

_____
Paula Tierce, City Clerk

[S E A L]

RESOLUTION OF THE MAYOR AND BOARD OF ALDERMEN OF THE CITY OF RIDGELAND, MADISON COUNTY, MISSISSIPPI DENYING A CONDITIONAL USE PERMIT FOR PROPERTY LOCATED AT 6965 OLD CANTON ROAD, TAX PARCEL NO. 072I-32A-016/01.01, CITY OF RIDGELAND, MADISON COUNTY, MISSISSIPPI

WHEREAS, Iglesia Evangelica Monte desion M.A.V. (the "Petitioner"), did file a Petition and Application for a Conditional Use Permit on property described herein, which property is located in a C-3, Convenience Commercial District Classification under the City of Ridgeland Zoning Regulations Ordinance of February, 2014 (the "Petition"); and,

WHEREAS, the Mayor and Board of Aldermen referred the Petition to the Zoning Board of the City of Ridgeland (the Zoning "Board"), which Board scheduled a hearing on said Petition for June 20, 2019, at 6:00 o'clock p.m.; and did thereafter forward its recommendation to the Mayor and Board or Aldermen; and,

WHEREAS, the Mayor and Board of Aldermen are familiar with the property and existing land uses within the City of Ridgeland and in the area of the City where the property is located, and in acting on this Resolution, have duly considered the matters and facts within their personal knowledge as same affects the land uses requested in the Petition filed herein; and,

WHEREAS, at the conclusion of the discussion of the Zoning Board's recommendation, the Mayor asked whether the Board of Aldermen desired to take any action regarding the Petition and the recommendation of the Zoning Board and after discussion thereof, Alderman _____ offered the following Resolution and moved that it be adopted, to-wit:

IT IS, THEREFORE, RESOLVED by the Mayor and Board of Aldermen of the City of Ridgeland, Madison County, Mississippi, as follows, to-wit;

SECTION 1. That the matters and facts stated in the preamble hereof are found, determined and adjudicated to be true and correct.

SECTION 2. That it is hereby found and determined that the conditions precedent to the granting of a Conditional Use Permit as required by Section 600.09 of the City of Ridgeland Zoning Regulations Ordinance of February, 2014, do not exist, and have not been satisfied by the Petitioner in regard to the granting of a Conditional Use Permit.

SECTION 3. That the Petition to grant a Conditional Use Permit pursuant to Section 600.09 of the City of Ridgeland Zoning Regulations Ordinance of February, 2014, on the following described property, be and same is hereby denied. The property referenced in the Petition (the "property") is described as follows:

Parcel B Spillway Village North

A certain parcel of land being situated in the Northeast 1/4 of the Northeast 1/4 of Section 32, T7NR2E, City of Ridgeland, Madison County, Mississippi, and being more particularly describes as follows:

Commence at the Northeast corner of Section 32, T7N-R2E and run thence West for a distance of 30.00 feet to a point; run thence South for a distance of 30.00 feet to the Point of Intersection of the original South right-of-way line of Lake Harbor Drive with the West right-of-way line of Old Canton Road (as both are now laid out and in use); run thence South 00 degrees 1 1 minutes 00 seconds East along said West right-of-way line of Old Canton Road for a distance of 177.02 feet to a set h" iron pin and the POINT OF BEGINNNG of the parcel of land herein described; from said POINT OF BEGINNING and leaving said West right-of-way line of Old Canton Road run thence North 89 degrees 26 minutes 15 seconds West for a distance of 124.37 feet to a point on the edge of an

asphalt drive; run thence North 38 degrees 05 minutes 42 seconds West along said asphalt drive for a distance of 25.35 feet to a point on a concrete retaining wall; run thence South 89 degrees 44 minutes 45 seconds West along said concrete retaining wall for a distance of 11.49 feet to the Point of Curvature of a 226.7564 degree curve bearing to the right having a central angel of 79 degrees 1 0 minutes 25 seconds and a radius of 25.27 feet; run thence along said concrete retaining wall and along the arc of said curve an arc length of 34.92 feet to the Point of Tangency; said curves having a chord bearing of North 47 degrees 19 minutes 37 seconds West and a chord distance of 32.20 feet; run thence North 01 degrees 49 minutes 0.5 seconds West along said concrete retaining wall for a distance of 12.44 feet to a point; leaving said concrete retaining wall, run thence North 24 degrees 52 minutes 29 seconds West for a distance of 31.41 feet to a point; run thence North 00 degrees 05 minutes 47 seconds East for a distance of 92.86 feet to a point on the aforesaid original South right of-way line of Lake Harbor Drive run thence South 88 degrees 55 minutes 00 seconds West along said original South right-of-way line Lake Harbor Drive for a distance of 156.63 feet to a set ½" iron pin; leaving said original South right-of-way line of Lake Harbor Drive, run thence South 00 degrees 11 minutes 00 seconds East for a distance of 345.40 feet to a set ½" iron pin; run thence North 89 degrees 55 minutes 00 seconds East for a distance of 334.30 feet to a point on the aforesaid West right-of-way line of Old Canton road; run thence North 00 degrees 11 minutes 00 seconds West along said West right-of-way line of Old Canton Road for a distance of 168.38 feet to the POINT OF BEGINNING, containing 2.014 acres, more or less.

And being the same property described in Deed from Larry U. Rose, Trustee unto John C. Harreld recorded in Book 446 at Page 144.

SO RESOLVED by the Mayor and Board of Aldermen of the City of Ridgeland, Madison County, Mississippi, at a regular meeting held on ____ day of _____, 2018.

The motion for adoption was seconded by Alderman _____, and the foregoing Resolution having been first reduced to writing, was submitted to the Board of Aldermen for passage or rejection on roll call vote with the following results:

Alderman Ken Heard (Ward 1) voted: _____

Alderman Chuck Gautier (Ward 2) voted: _____

Alderman Kevin Holder (Ward 3) voted: _____

Alderman Brian Ramsey (Ward 4) voted: _____

Alderman Bill Lee (Ward 5) voted: _____

Alderman Wesley Hamlin (Ward 6) voted: _____

Alderman D.I. Smith (At large) voted: _____

Whereupon, the Mayor declared the motion carried and the Resolution adopted.

The foregoing Resolution is approved, this the _____ day of _____, 2018.

_____
Gene F. McGee, Mayor of the City of
Ridgeland, Mississippi

Attest:

_____
Paula Tierce, City Clerk

[S E A L]

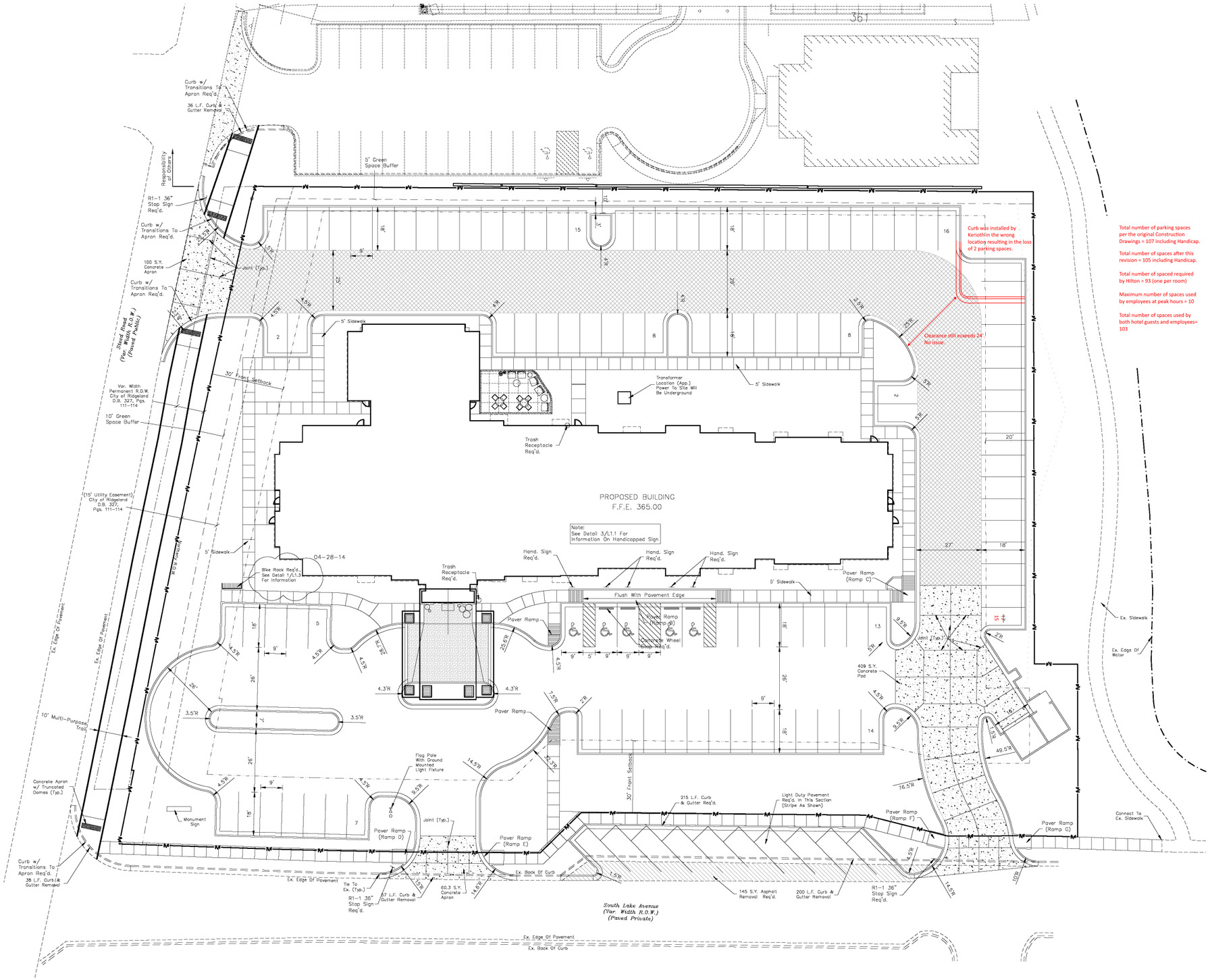

Curb was installed by Kerlochlin the wrong location resulting in the loss of 2 parking spaces.

Clearance still exceeds 24'. No issue.

Total number of parking spaces per the original Construction Drawings = 107 including Handicap.

Total number of spaces after this revision = 105 including Handicap.

Total number of spaced required by Hilton = 93 (one per room)

Maximum number of spaces used by employees at peak hours = 10

Total number of spaces used by both hotel guests and employees= 103

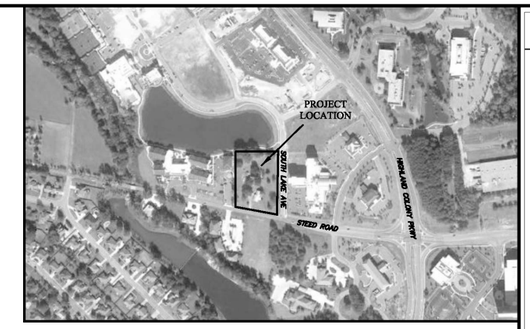

VICINITY MAP

LEGEND

- PROPERTY LINE
- MINIMUM BUILDING SETBACK LINES
- LANDSCAPING BUFFER
- EASEMENT LINE (TYPE AND WIDTH AS SHOWN)
- PROPOSED SIDEWALK
- PROPOSED CONCRETE PAVING
- PROPOSED HEAVY DUTY ASPHALT

PROJECT SITE INFORMATION:

CURRENT ZONING – C-2, GENERAL COMMERCIAL DISTRICT

MINIMUM SETBACK REQUIREMENTS:

FRONT – 30', SIDE – 10, REAR – 20' (ABUTS RES. DISTRICT)

TOTAL ACREAGE: 2.19 ac (95,256 ± s.f.)

ACREAGE BREAKDOWN:

HOTEL – GROUND FLOOR 0.39 ac (16,988.4 s.f.), 19%
STORAGE BLDG. – 0.01 ac (435 s.f.), <1%
SIDEWALKS – 0.11 ac (4,791.6 s.f.), 5%
NEW DRIVES/PARKING – 1.13 ac (49518.6 s.f.), 47%
GREEN AREA – 0.54 ac (23,522.4 s.f.), 27%

PARKING COUNT – 107 INCLUDING 6 HANDICAPPED

NOTE:

1. RADIAL DIMENSIONS ARE MEASURED FROM THE BACK OF CURB.
2. SEE ARCHITECTURAL PLANS FOR MORE DETAILS ON THE BUILDINGS AND DUMPSTER ENCLOSURE.
3. SEE LANDSCAPE ARCHITECTURE SHEETS L1.0–L1.2 FOR DETAILS ON THE SIDEWALK, PAVER RAMPS SITE SIGNAGE (HANDICAPPED, STOP SIGNS, ETC.).
4. ALL PAVING NOT SHOWN AS CONCRETE WILL BE ASPHALT. SEE TYPICAL SECTIONS FOR MORE DETAILS ON PAVING REQUIREMENTS.
5. THIS PARCEL IS LOCATED IN FLOOD ZONE X (NOT SHADED) ACCORDING TO FLOOD INSURANCE RATE MAP NO. 28089C0559F, COMMUNITY PANEL NO. 28089 0559 F, EFFECTIVE DATE: MARCH 17, 2012.
6. IT IS THE OWNER'S RESPONSIBILITY TO OBTAIN PERMISSION TO PERFORM WORK ON ADJACENT PROPERTY FROM THE PROPERTY OWNER SHOULD IT BE NECESSARY TO COMPLETELY INSTALL IMPROVEMENTS.
7. PAVEMENT NOT SHOWN AS HEAVY DUTY OR CONCRETE WILL BE LIGHT DUTY ASPHALT PAVING.
8. EXISTING PAVEMENT SHALL BE SAWCUT IN STRAIGHT LINES WHERE NOTED TO BE REMOVED.
9. **JOINT LAYOUT SHALL BE INSTALLED AS SHOWN TO MEET THE STANDARDS OF THE TOWNSHIP. CONTRACTOR SHALL TAKE SPECIAL CARE WHEN LAYING OUT JOINTS TO INSURE THAT IT IS LAID OUT PER THE PATTERN SHOWN. BENCHMARK WILL PROVIDE A DIMENSIONED PLAN FOR CONTRACTOR AT HIS REQUEST.**

ALLEN DOUGLAS HENDERSON
REGISTERED PROFESSIONAL ENGINEER
No. 15337
Gregory L. Douglas
04/16/14

GRAPHIC SCALE

20 0 10 20 40 80

(IN FEET)
1 inch = 20 ft.

For Construction December 02, 2014

BENCHMARK
Engineering & Surveying, LLC
101 Highpointe Court, Suite B, Brandon, Mississippi 39042
Office: 601-591-1077 Fax: 601-591-0711
E-mail: benchmark@benchmarkms.net

REVISIONS:
04-28-14 – PER ORD PLAN REVIEW, 04/16/14

DATE: 04/09/14	DRAWN: CBA		
CHECKED: GAB	SCALE: 1"=20'		
REF C/L:			
EG SURFACE:			
FG SURFACE:			

PROJECT LOCATION:
STEED ROAD
CITY LIMITS OF RIDGELAND, MS 39157

CLIENT:
DESAI HOTEL GROUP
WINONA, MS

PROJECT:
HAMPTON INN

SHEET CONTENTS:
SITE PLAN

SHEET NUMBER
C2.0

PROJECT NUMBER
B-3337

Audi ~ Jaguar ~ Land Rover

CIVIL CONSTRUCTION DRAWINGS
FOR
AUDI ~ JAGUAR ~ LAND ROVER

Ridgeland, Mississippi

-

RIDGELAND, MS 39158

SYMBOL LEGEND

- POWER POLE
- LIGHT POLE
- FIBER OPTIC MARKER
- TELEPHONE PEDESTAL
- GAS MARKER
- GAS HOOK UP
- GAS METER
- DRAINAGE MANHOLE
- CURB INLET (SS-2)
- GRATE INLET (SS-3)
- CLEAN OUT
- SANITARY SEWER MANHOLE
- WATER VALVE
- WATER METER
- FIRE HYDRANT
- WATER MANHOLE
- IRRIGATION CONTROL VALVE
- WATER FAUCET
- POWER METER
- FLOW ARROW
- FOUND IRON PIN

ABBREVIATIONS

EP	EDGE OF PAVEMENT
R.O.W.	RIGHT OF WAY
℄	CENTERLINE
RCP	REINFORCED CONCRETE PIPE
CONC.	CONCRETE
CMP	CORRUGATED METAL PIPE
HDPE	HIGH DENSITY POLYETHYLENE
	DRAINAGE PIPE
ℙ	SUBJECT PROPERTY LINE
TC	TOP OF CURB
BC	BOTTOM OF CURB
POB	POINT OF BEGINNING
	HANDICAP PARKING/ACCESS
MIN	MINIMUM
TYP	TYPICAL
EXIST	EXISTING
INT	INTERSECTION
ME	MATCH EXISTING
SW	SIDEWALK
BR	BOTTOM OF RAMP
TR	TOP OF RAMP
GRND	GROUND
PVMT	PAVEMENT

LINE LEGEND

— OHE — — — — — OHE — ·	EXISTING OVERHEAD ELECTRIC LINES
— UGE — — — — — UGE —	EXISTING UNDERGROUND ELECTRIC LINES
- — G — — — — — G — — -	EXISTING GAS LINE
- — W — — — — — W — — -	EXISTING WATER LINE
— SS — — — — — SS — —	EXISTING SANITARY SEWER LINE
- — FM — — — — — FM — — -	EXISTING FORCE MAIN
- — — T — — — — — T — —	EXISTING OVERHEAD TELEPHONE LINE
— UGT — — — — — UGT — ·	EXISTING UNDERGROUND TELEPHONE LINE
— UFO — — — — — UFO — ·	EXISTING UNDERGROUND FIBER OPTIC
- — — — — D — — — — —	EXISTING DRAINAGE/STORM SEWER LINE
OHE	OVERHEAD ELECTRIC LINES
UGE	UNDERGROUND ELECTRIC LINES
— G — G —	GAS LINE
IRR W	IRRIGATION LINE
1.5" W	1.5" WATER LINE
2" W	2" WATER LINE
4" W	4" WATER LINE
6" W	6" WATER LINE
8" W	8" WATER LINE
12" W	12" WATER LINE
6" SS	6" SANITARY SEWER LINE
8" SS	8" SANITARY SEWER LINE
T	OVERHEAD TELEPHONE LINE
UGT	UNDERGROUND TELEPHONE LINE
	DRAINAGE/STORM SEWER LINE
SF	SILT FENCE
	TOP OF DETENTION POND
	STORM WATER QUALITY SWALE
	SUBJECT PROPERTY
	LOT LINE
	RIGHT-OF-WAY
	PROPERTY LINE
20	EXISTING 1' CONTOUR
21	EXISTING 5' CONTOUR
22	PROPOSED 1' CONTOUR
25	PROPOSED 5' CONTOUR

NOTE: ALL SYMBOLS, ABBREVIATIONS, OR LINESTYLES DO NOT NECESSARILY APPEAR ON DRAWING(S). USE ONLY AS APPLICABLE.

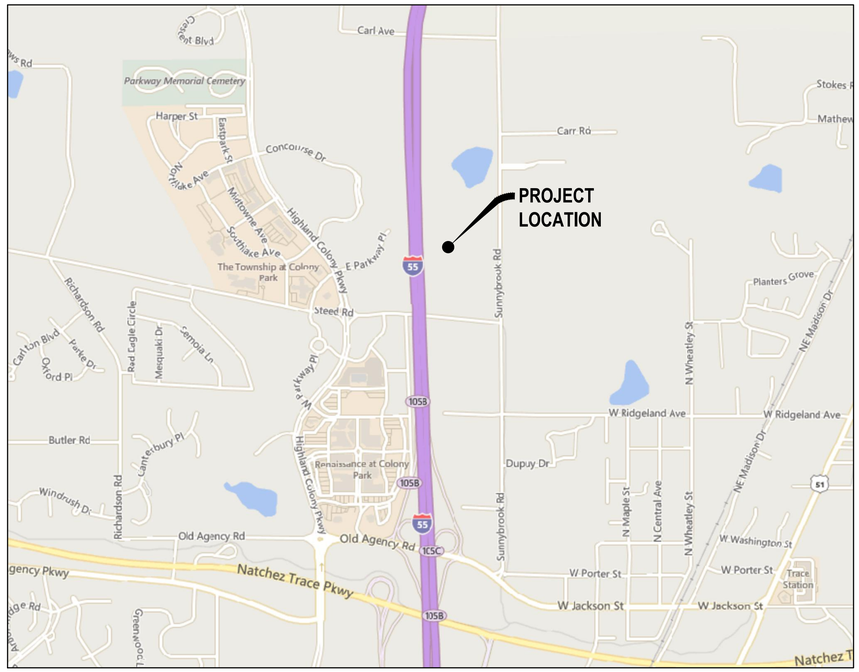

VICINITY MAP

1"=1000'

SCHEDULE OF DRAWINGS

SHEET	TITLE
C0.0	Cover Sheet
C1.0	General Notes
C1.1	Existing Conditions and Demolition Plan
C2.0	Site Plan
C3.0	Grading and Drainage Plan
C4.0	Spot Elevation Plan - JLR West
C4.1	Spot Elevation Plan - JLR East
C4.2	Spot Elevation Plan - Audi
C5.0	Erosion Control Plan
C6.0	Utility Plan
C7.0	Paving Plan
C8.0	Construction Details-Site
C8.1	Construction Details-Sanitary Sewer
C8.2	Construction Details-Water
C8.3	Construction Details-Storm Sewer
C8.4	Construction Details-Erosion Control
322	MDOT Storm Sewer Structure Type SS-2
323	MDOT Storm Sewer Structure Type SS-3
6503	MDOT Concrete Pipe Collar

REVISIONS:

PROJECT #:	25022.00
DATE:	02-04-19
DRAWN BY:	JB
DESIGNER:	JJ
CHECKED BY:	JJ

Pickering
Pickering Firm, Inc.
Facility Design • Civil Engineering • Surveying • Transportation • Natural / Water Resources
2001 Airport Road, Suite 201
Flowood, MS 39232
601.956.3663

Audi ~ Jaguar ~ Land Rover
Ridgeland, Mississippi

SEAL:

JONATHAN A. JOHNSON
LICENSED PROFESSIONAL ENGINEER
STATE OF MISSISSIPPI
DRAFT

SHEET NUMBER:

C0.0

DESCRIPTION:
Cover Sheet

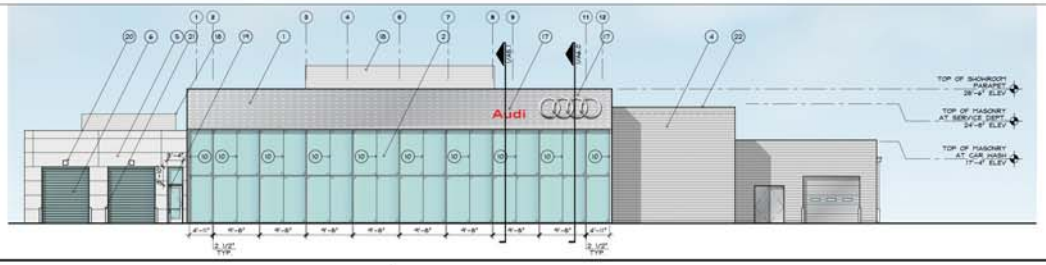

1 WEST ELEVATION
SCALE: 3/32" = 1'-0"

2 SOUTH ELEVATION
SCALE: 3/32" = 1'-0"

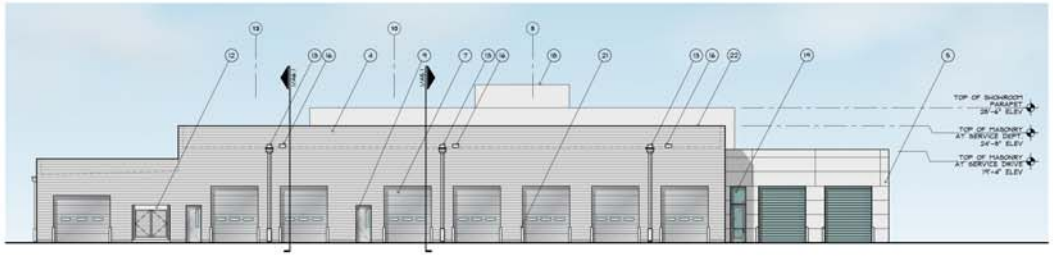

3 EAST ELEVATION
SCALE: 3/32" = 1'-0"

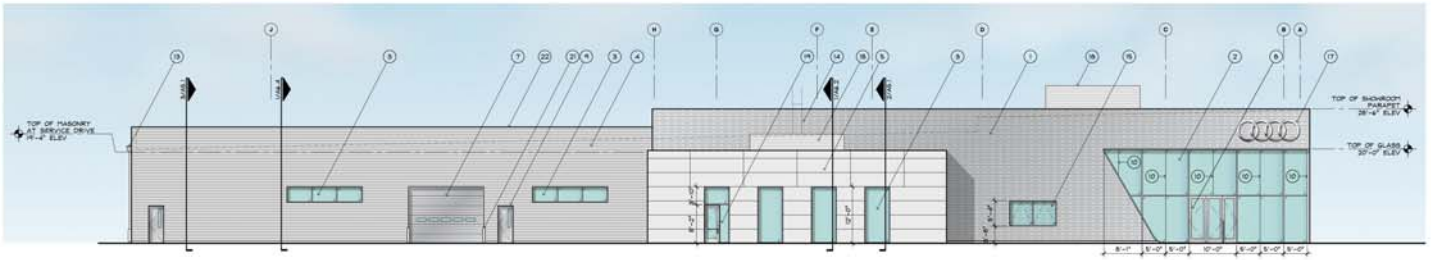

4 NORTH ELEVATION
SCALE: 3/32" = 1'-0"

ELEVATION KEY NOTES:

1. PERFORATED AND PROFILE METAL PANEL RAINSCREEN SYSTEM
2. CURTAIN WALL GLAZING SYSTEM
3. FIXED ALUMINUM WINDOW TO MATCH CURTAIN WALL SYSTEM WITH 1" INSULATED CLEAR GLAZING
4. 4" HORIZONTAL PROFILE METAL PANEL SYSTEM
5. ACM "DRY-JOINT" RAINSCREEN SYSTEM
6. FULL VISION GLAZED SPIRAL FV OVERHEAD RAPID COILING DOOR
7. HIGH LIFT OVERHEAD DOORS WITH VISN LITES
8. NANAWALL ALUM CAR ENTRY DOORS W/ 1" INSULATED GLAZING AND LOW PROFILE SADDLE SILL TRACK.
9. HOLLOW METAL FRAME AND INSULATED DOOR. PAINTED (EP-1)
10. BUTT-GLAZED JOINT BETWEEN VERTICAL MULLIONS AND AT CORNER.
11. COILING DOOR
12. COMPRESSOR ROOM GATE WITH COMPOSITE WOOD PANELS. REFER TO 1/A8.3
13. PREFINISHED SHOP-FABRICATED ALUMINUM SCUPPER CONDUCTOR HEAD AND DOWNSPOUT (SENTRICLAD: SILVERSMITH SIS.) WITH BENT STEEL PROTECTION PLATE AT BASE. (PAINTED EP-1). REFER TO 1,2,3/A8.1
14. ROOF ACCESS LADDER. SEE ROOF PLAN.
15. OPERABLE STOREFRONT WINDOWS. INSIDE OPENING AS MANUFACTURED BY CURTAIN WALL MFGR.
16. PREFINISHED ALUMINUM OVERFLOW SCUPPER.
17. SIGNAGE BY OTHERS. COORDINATE ELECTRICAL REQUIREMENTS WITH ELECTRICAL ENGINEER. CONTRACTOR TO PROVIDE/COORDINATE BLOCKING WITH SIGN MANUFACTURER.
18. MECHANICAL UNIT SCREEN. 4" HORIZONTAL PROFILE METAL PANEL SYSTEM. REFER TO 4/A8.1
19. FULL GLASS MEDIUM STILE ALUMINUM ENTRY DOOR W/ 1" INSULATED GLASS AND TRANSOM ABOVE. PROVIDE IN CURTAIN WALL SYSTEM. SEE DOOR SCHEDULE.
20. LANE CONTROL LIGHTS. SEE ELECTRICAL.
21. PAINTED CONCRETE BOLLARD. (EP-1). REFER TO 4/A8.0
22. METAL COPING TO BE SENTRICLAD (SILVERSMITH SIS). REFER TO WALL SECTIONS, TYP.

EXTERIOR FINISH LEGEND:

	EP-1	EXTERIOR GRADE PAINT. PAINT TYPE TO BE PAIRED WITH SUBSTRATE AND SUBMITTED FOR APPROVAL TO THE ARCHITECT. COLOR TO BE RAL 9006, SILVERSMITH.
	PERFORATED PROFILE METAL PANEL SYSTEM	SOBOTEC PANEL SYSTEM: AUDI TERMINAL FACADE INCLUDING HONEY COMB (HEX) PANEL (WITH ANODIZED FINISH RAL 9006) AND PROFILE ARCHITECTURAL SIDING (RAL 9007)
	ALUMINUM COMPOSITE PANELS	ACM "DRY-JOINT" RAINSCREEN SYSTEM BY ALUCOBOND. FINISH: SILVER METALLIC PVDF 3
	4" TRAPEZOIDAL PROFILE METAL SIDING PANELS	ALCOA ARCHITECTURAL PRODUCTS: REYNOLUX-4HC (HORIZONTAL CONCEALED). WEATHER BARRIER AS RECOMMENDED BY PANEL SYSTEM MANUFACTURER. FINISH: SILVER SMITH
	GLASS CURTAIN WALL STOREFRONT & WINDOWS	CURTAIN WALL SYSTEM BY SHUCO USA (OR APPROVED SUBSTITUTE) WITH 2-1/2" MULLIONS, VERTICAL AND HORIZONTAL. FINISH: CLEAR ANODIZED ALUMINUM.
	OPERABLE STOREFRONT WINDOWS	OPERABLE HINGED WINDOWS TO MATCH GLASS CURTAIN WALL SYSTEM WITH 1" CLEAR INSULATED GLAZING.

NOTE: EXTERIOR SIGNAGE TO BE PERMITTED SEPARATELY

REDLINE
DESIGN GROUP

1023 w. morehead st.
suite 220
charlotte, nc 28208

p. 704 . 377 . 2990
f. 704 . 377 . 2909

www.redlinedg.com

AUDI

AUTOMOTIVE DEALERSHIP

SUNNYBROOK ROAD
RIDGELAND, MS 39213

ISSUE	DESCRIPTION	DATE
1	ARB Submittal	11.06.18

ARCH. PROJECT CODE
ARCH. PROJECT # 17-170

EXTERIOR ELEVATIONS

SCALE: 3/32" = 1'-0"

SHEET # **A5.0**

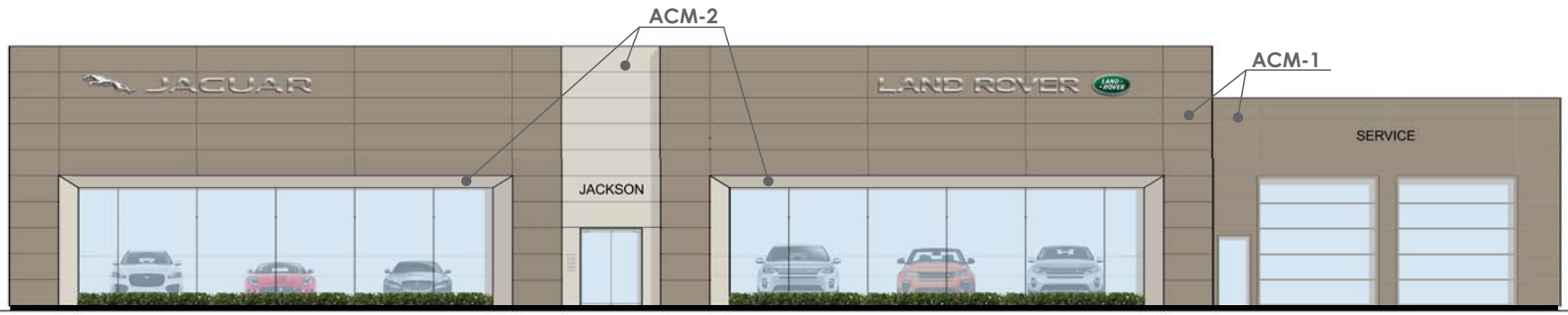

FRONT Elevation
Scale: 3/16" = 1'-0"

ACM-1:
JLR Sunshine Gray

ACM-2:
JLR Champagne Metallic

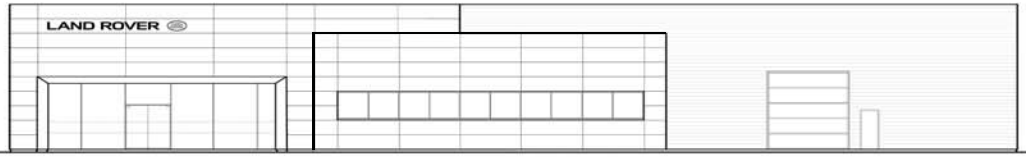

SIDE Elevation (south)
Scale: 3/32" = 1'-0"

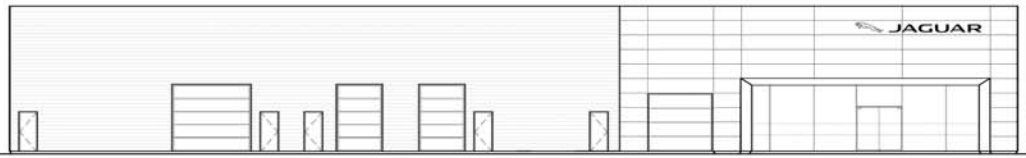

SIDE Elevation (north)
Scale: 3/32" = 1'-0"

REAR Elevation
Scale: 3/32" = 1'-0"

RITCHEY
AUTOMOTIVE

JAGUAR JACKSON

Land Rover Jackson

JBHM
Architecture
601.352.2699 • www.jbhm.com • Jackson, Mississippi

FRONT ELEVATION

SERVICE DEPT. COPING & DOWNSPOUTS

SERVICE RECEPTION WALL PANELS

SERVICE DEPT. DOORS & FRAMES



S-11 9/17

SOLARBAN® 70XL (2) Clear + Clear Glass Insulating Glass Unit

Exterior Reflectance	Interior Reflectance	U-Value Imperial (Winter)		SHGC	LSG
VLT		Air	Argon		
64%	12%	0.28	0.24	0.27	2.37

Solarban® 70XL glass (2) can be used in a 1" (24.7mm) insulating glass unit with *Atlantica®, Azurite®, Solarblue®, Solargray®, Solatrocron®, Solexia®, Starphire®, Grayalite®, Optigray®* and *Pacifica®* glasses, as well as *Vistacool®* and *Solarcool®* reflective glasses.

GLAZING

COMPRESSOR ROOM GATES

CURTAIN WALL

SHOWROOM WALL PANELS

SERVICE DEPARTMENT & DUMPSTER ENCLOSURE PANELS

11.09.18

© 2018 All Rights Reserved

AUDI DEALERSHIP - RIDGELAND, MS | MATERIAL BOARD

REDLINE | DESIGN GROUP

ACM Panel - JLR Champagne Metallic

ACM Panel - JLR Sunshine Gray



ACM Panel Colors used at front of facility
at showroom and service drive.

JBHM
Architecture

Metal Panel Profile for back portion of building. Mounted in horizontal orientation.

JBHM
Architecture

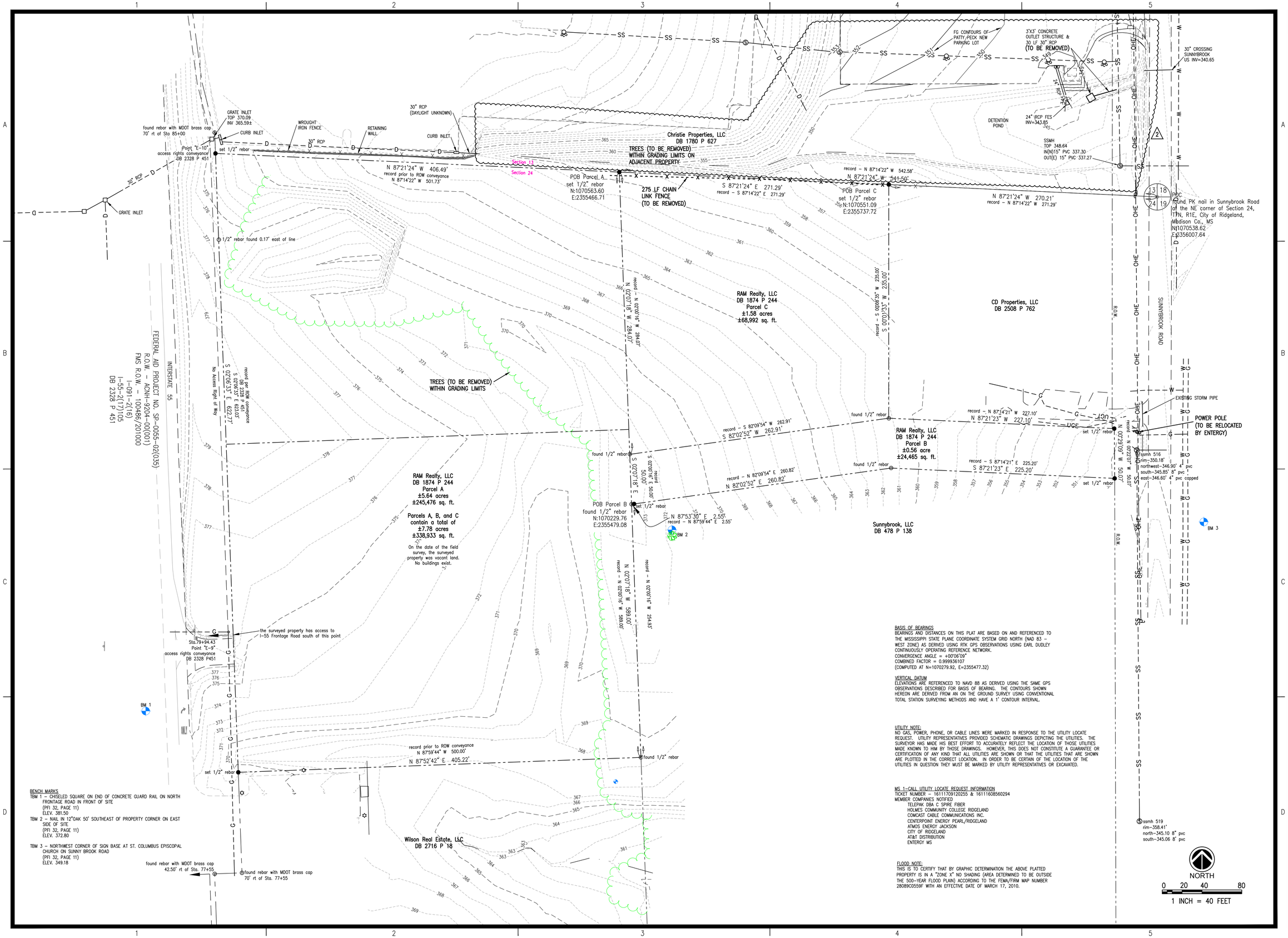

BASIS OF BEARINGS
BEARINGS AND DISTANCES ON THIS PLAT ARE BASED ON AND REFERENCED TO THE MISSISSIPPI STATE PLANE COORDINATE SYSTEM GRID NORTH (NAD 83 - WEST ZONE) AS DERIVED USING RTK GPS OBSERVATIONS USING EARL DUDLEY CONTINUOUSLY OPERATING REFERENCE NETWORK.
CONVERGENCE ANGLE = +00°06'09"
COMBINED FACTOR = 0.999936107
(COMPUTED AT N=1070279.92, E=2355477.32)

VERTICAL DATUM
ELEVATIONS ARE REFERENCED TO NAVD 88 AS DERIVED USING THE SAME GPS OBSERVATIONS DESCRIBED FOR BASIS OF BEARING. THE CONTOURS SHOWN HEREON ARE DERIVED FROM AN ON THE GROUND SURVEY USING CONVENTIONAL TOTAL STATION SURVEYING METHODS AND HAVE A 1' CONTOUR INTERVAL.

UTILITY NOTE:
NO GAS, POWER, PHONE, OR CABLE LINES WERE MARKED IN RESPONSE TO THE UTILITY LOCATE REQUEST. UTILITY REPRESENTATIVES PROVIDED SCHEMATIC DRAWINGS DEPICTING THE UTILITIES. THE SURVEYOR HAS MADE HIS BEST EFFORT TO ACCURATELY REFLECT THE LOCATION OF THOSE UTILITIES MADE KNOWN TO HIM BY THOSE DRAWINGS. HOWEVER, THIS DOES NOT CONSTITUTE A GUARANTEE OR CERTIFICATION OF ANY KIND THAT ALL UTILITIES ARE SHOWN OR THAT THE UTILITIES THAT ARE SHOWN ARE PLOTTED IN THE CORRECT LOCATION. IN ORDER TO BE CERTAIN OF THE LOCATION OF THE UTILITIES IN QUESTION THEY MUST BE MARKED BY UTILITY REPRESENTATIVES OR EXCAVATED.

MS 1-CALL UTILITY LOCATE REQUEST INFORMATION
TICKET NUMBER – 161117091202 55 & 161116085602 94
MEMBER COMPANIES NOTIFIED
TELEPAK DBA C SPIRE FIBER
HOLMES COMMUNITY COLLEGE RIDGELAND
COMCAST CABLE COMMUNICATIONS INC.
CENTERPOINT ENERGY PEARL/RIDGELAND
ATMOS ENERGY JACKSON
CITY OF RIDGELAND
AT&T DISTRIBUTION
ENTERGY MS

FLOOD NOTE:
THIS IS TO CERTIFY THAT BY GRAPHIC DETERMINATION THE ABOVE PLATTED PROPERTY IS IN A "ZONE X" NO SHADING (AREA DETERMINED TO BE OUTSIDE THE 500-YEAR FLOOD PLAIN) ACCORDING TO THE FEMA/FIRM MAP NUMBER 28089C0559F WITH AN EFFECTIVE DATE OF MARCH 17, 2010.

BENCH MARKS
TBM 1 – CHISELED SQUARE ON END OF CONCRETE GUARD RAIL ON NORTH FRONTAGE ROAD IN FRONT OF SITE
(PFI 32, PAGE 11)
ELEV. 381.50
TBM 2 – NAIL IN 12"OAK 50' SOUTHEAST OF PROPERTY CORNER ON EAST SIDE OF SITE
(PFI 32, PAGE 11)
ELEV. 372.80

TBM 3 – NORTHWEST CORNER OF SIGN BASE AT ST. COLUMBUS EPISCOPAL CHURCH ON SUNNY BROOK ROAD
(PFI 32, PAGE 11)
ELEV. 349.18

REVISIONS:

2	06-07-19	NORTH OFFSITE DETENTION & ARCH. COORDINATION

PROJECT #:	25022.00
DATE:	02-04-19
DRAWN BY:	JB
DESIGNER:	JJ
CHECKED BY:	JJ

Pickering
Pickering Firm, Inc.
Facility Design • Civil Engineering • Surveying •
Transportation • Natural / Water Resources
2001 Airport Road, Suite 201
Flowood, MS 39232
601.956.3663

Audi ~ Jaguar ~ Land Rover
Ridgeland, Mississippi

SEAL:

JONATHAN A. JOHNSON
REGISTERED PROFESSIONAL ENGINEER
No. 15-0-0-0

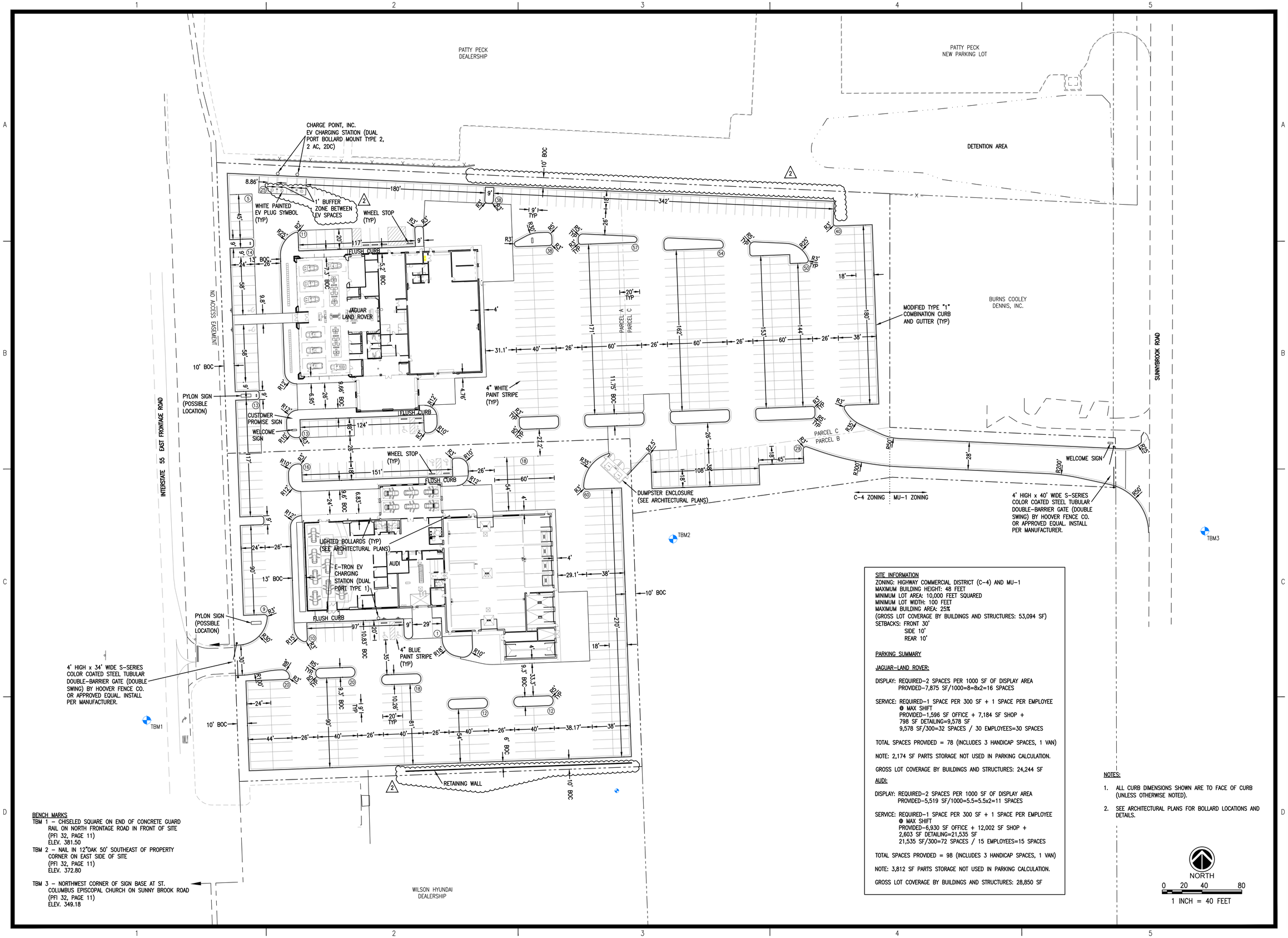

BENCH MARKS

TBM 1 – CHISELED SQUARE ON END OF CONCRETE GUARD RAIL ON NORTH FRONTAGE ROAD IN FRONT OF SITE (PFI 32, PAGE 11) ELEV. 381.50

TBM 2 – NAIL IN 12"OAK 50' SOUTHEAST OF PROPERTY CORNER ON EAST SIDE OF SITE (PFI 32, PAGE 11) ELEV. 372.80

TBM 3 – NORTHWEST CORNER OF SIGN BASE AT ST. COLUMBUS EPISCOPAL CHURCH ON SUNNY BROOK ROAD (PFI 32, PAGE 11) ELEV. 349.18

SITE INFORMATION

ZONING: HIGHWAY COMMERCIAL DISTRICT (C-4) AND MU-1
MAXIMUM BUILDING HEIGHT: 48 FEET
MINIMUM LOT AREA: 10,000 FEET SQUARED
MINIMUM LOT WIDTH: 100 FEET
MAXIMUM BUILDING AREA: 25%
(GROSS LOT COVERAGE BY BUILDINGS AND STRUCTURES: 53,094 SF)
SETBACKS: FRONT 30'
SIDE 10'
REAR 10'

PARKING SUMMARY

JAGUAR-LAND ROVER:

DISPLAY: REQUIRED-2 SPACES PER 1000 SF OF DISPLAY AREA
PROVIDED-7,875 SF/1000=8=8x2=16 SPACES

SERVICE: REQUIRED-1 SPACE PER 300 SF + 1 SPACE PER EMPLOYEE @ MAX SHIFT
PROVIDED-1,596 SF OFFICE + 7,184 SF SHOP + 798 SF DETAILING=9,578 SF
9,578 SF/300=32 SPACES / 30 EMPLOYEES=30 SPACES

TOTAL SPACES PROVIDED = 78 (INCLUDES 3 HANDICAP SPACES, 1 VAN)

NOTE: 2,174 SF PARTS STORAGE NOT USED IN PARKING CALCULATION.

GROSS LOT COVERAGE BY BUILDINGS AND STRUCTURES: 24,244 SF

AUDI:

DISPLAY: REQUIRED-2 SPACES PER 1000 SF OF DISPLAY AREA
PROVIDED-5,519 SF/1000=5.5=5.5x2=11 SPACES

SERVICE: REQUIRED-1 SPACE PER 300 SF + 1 SPACE PER EMPLOYEE @ MAX SHIFT
PROVIDED-6,930 SF OFFICE + 12,002 SF SHOP + 2,603 SF DETAILING=21,535 SF
21,535 SF/300=72 SPACES / 15 EMPLOYEES=15 SPACES

TOTAL SPACES PROVIDED = 98 (INCLUDES 3 HANDICAP SPACES, 1 VAN)

NOTE: 3,812 SF PARTS STORAGE NOT USED IN PARKING CALCULATION.

GROSS LOT COVERAGE BY BUILDINGS AND STRUCTURES: 28,850 SF

NOTES:

1. ALL CURB DIMENSIONS SHOWN ARE TO FACE OF CURB (UNLESS OTHERWISE NOTED).
2. SEE ARCHITECTURAL PLANS FOR BOLLARD LOCATIONS AND DETAILS.

REVISIONS:

2	06-07-19	NORTH OFFSITE DETENTION & ARCH. COORDINATION

PROJECT #:	25022.00
DATE:	02-04-19
DRAWN BY:	JB
DESIGNER:	JJ
CHECKED BY:	JJ

Pickering
Pickering Firm, Inc.
Facility Design • Civil Engineering • Surveying • Transportation • Natural / Water Resources
2001 Airport Road, Suite 201
Flowood, MS 39232
601.956.3663

Audi ~ Jaguar ~ Land Rover
Ridgeland, Mississippi

SEAL:

JONATHAN A. JOHNSON LICENSED PROFESSIONAL ENGINEER STATE OF MISSISSIPPI
DRAFT

SHEET NUMBER:

C2.0

DESCRIPTION:

Site Plan

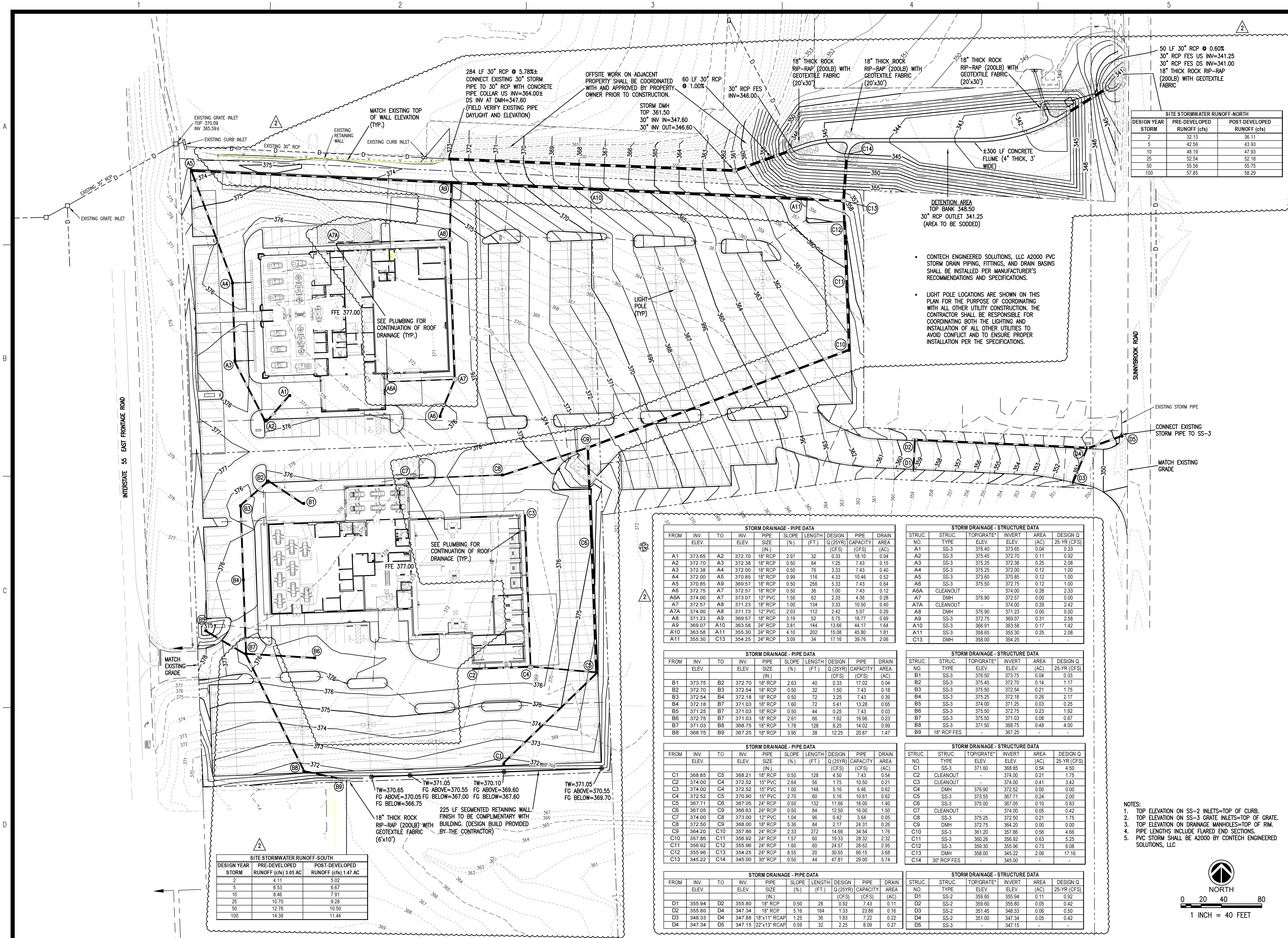

- CONTECH ENGINEERED SOLUTIONS, LLC A2000 PVC STORM DRAIN PIPING, FITTINGS, AND DRAIN BASINS SHALL BE INSTALLED PER MANUFACTURER'S RECOMMENDATIONS AND SPECIFICATIONS.
- LIGHT POLE LOCATIONS ARE SHOWN ON THIS PLAN FOR THE PURPOSE OF COORDINATING WITH ALL OTHER UTILITY CONSTRUCTION. THE CONTRACTOR SHALL BE RESPONSIBLE FOR COORDINATING BOTH THE LIGHTING AND INSTALLATION OF ALL OTHER UTILITIES TO AVOID CONFLICT AND TO ENSURE PROPER INSTALLATION PER THE SPECIFICATIONS.

SITE STORMWATER RUNOFF-NORTH

DESIGN YEAR STORM	PRE-DEVELOPED RUNOFF (cfs)	POST-DEVELOPED RUNOFF (cfs)
2	32.13	36.11
5	42.56	43.93
10	48.19	47.93
25	52.54	52.18
50	55.56	55.75
100	57.85	58.29

SITE STORMWATER RUNOFF-SOUTH

DESIGN YEAR STORM	PRE-DEVELOPED RUNOFF (cfs) 3.05 AC	POST-DEVELOPED RUNOFF (cfs) 1.47 AC
2	4.11	5.02
5	6.53	6.67
10	8.46	7.91
25	10.70	9.28
50	12.76	10.50
100	14.38	11.44

STORM DRAINAGE - PIPE DATA

FROM	INV. ELEV.	TO	INV. ELEV.	PIPE SIZE (IN.)	SLOPE (%)	LENGTH (FT.)	DESIGN Q (25YR) (CFS)	PIPE CAPACITY (CFS)	DRAIN AREA (AC)
A1	373.65	A2	372.70	18" RCP	2.97	32	0.33	18.10	0.04
A2	372.70	A3	372.38	18" RCP	0.50	64	1.25	7.43	0.15
A3	372.38	A4	372.00	18" RCP	0.50	76	3.33	7.43	0.40
A4	372.00	A5	370.85	18" RCP	0.99	116	4.33	10.46	0.52
A5	370.85	A9	369.57	18" RCP	0.50	256	5.33	7.43	0.64
A6	372.75	A7	372.57	18" RCP	0.50	36	1.00	7.43	0.12
A6A	374.00	A7	373.07	12" PVC	1.50	62	2.33	4.36	0.28
A7	372.57	A8	371.23	18" RCP	1.00	134	3.33	10.50	0.40
A7A	374.00	A8	371.73	12" PVC	2.03	112	2.42	5.07	0.29
A8	371.23	A9	369.57	18" RCP	3.19	52	5.75	18.77	0.69
A9	369.07	A10	363.58	24" RCP	3.81	144	13.66	44.17	1.64
A10	363.58	A11	355.30	24" RCP	4.10	202	15.08	45.80	1.81
A11	355.30	C13	354.25	24" RCP	3.09	34	17.16	39.76	2.06

STORM DRAINAGE - STRUCTURE DATA

STRUC. NO.	STRUC. TYPE	TOP/GRATE* ELEV.	INVERT ELEV.	AREA (AC)	DESIGN Q 25-YR (CFS)
A1	SS-3	376.40	373.65	0.04	0.33
A2	SS-3	375.45	372.70	0.11	0.92
A3	SS-3	375.25	372.38	0.25	2.08
A4	SS-3	375.25	372.00	0.12	1.00
A5	SS-3	373.60	370.85	0.12	1.00
A6	SS-3	375.50	372.75	0.12	1.00
A6A	CLEANOUT	-	374.00	0.28	2.33
A7	DMH	376.90	372.57	0.00	0.00
A7A	CLEANOUT	-	374.00	0.29	2.42
A8	DMH	376.90	371.23	0.00	0.00
A9	SS-3	372.75	369.07	0.31	2.58
A10	SS-3	366.91	363.58	0.17	1.42
A11	SS-3	358.65	355.30	0.25	2.08
C13	DMH	358.00	354.25	-	-

STORM DRAINAGE - PIPE DATA

FROM	INV. ELEV.	TO	INV. ELEV.	PIPE SIZE (IN.)	SLOPE (%)	LENGTH (FT.)	DESIGN Q (25YR) (CFS)	PIPE CAPACITY (CFS)	DRAIN AREA (AC)
B1	373.75	B2	372.70	18" RCP	2.63	40	0.33	17.02	0.04
B2	372.70	B3	372.54	18" RCP	0.50	32	1.50	7.43	0.18
B3	372.54	B4	372.18	18" RCP	0.50	72	3.25	7.43	0.39
B4	372.18	B7	371.03	18" RCP	1.60	72	5.41	13.28	0.65
B5	371.25	B7	371.03	18" RCP	0.50	44	0.25	7.43	0.03
B6	372.75	B7	371.03	18" RCP	2.61	66	1.92	16.96	0.23
B7	371.03	B8	368.75	18" RCP	1.78	128	8.25	14.02	0.99
B8	368.75	B9	367.25	18" RCP	3.95	38	12.25	20.87	1.47

STORM DRAINAGE - STRUCTURE DATA

STRUC. NO.	STRUC. TYPE	TOP/GRATE* ELEV.	INVERT ELEV.	AREA (AC)	DESIGN Q 25-YR (CFS)
B1	SS-3	376.50	373.75	0.04	0.33
B2	SS-3	375.45	372.70	0.14	1.17
B3	SS-3	375.50	372.54	0.21	1.75
B4	SS-3	375.25	372.18	0.26	2.17
B5	SS-3	374.00	371.25	0.03	0.25
B6	SS-3	375.50	372.75	0.23	1.92
B7	SS-3	375.50	371.03	0.08	0.67
B8	SS-3	371.50	368.75	0.48	4.00
B9	18" RCP FES	-	367.25	-	-

STORM DRAINAGE - PIPE DATA

FROM	INV. ELEV.	TO	INV. ELEV.	PIPE SIZE (IN.)	SLOPE (%)	LENGTH (FT.)	DESIGN Q (25YR) (CFS)	PIPE CAPACITY (CFS)	DRAIN AREA (AC)
C1	368.85	C5	368.21	18" RCP	0.50	128	4.50	7.43	0.54
C2	374.00	C4	372.52	15" PVC	2.64	56	1.75	10.50	0.21
C3	374.00	C4	372.52	15" PVC	1.00	148	5.16	6.46	0.62
C4	372.52	C5	370.90	15" PVC	2.70	60	5.16	10.61	0.62
C5	367.71	C6	367.05	24" RCP	0.50	132	11.66	16.00	1.40
C6	367.05	C9	366.63	24" RCP	0.50	84	12.50	16.00	1.50
C7	374.00	C8	373.00	12" PVC	1.04	96	0.42	3.64	0.05
C8	372.50	C9	368.00	18" RCP	5.36	84	2.17	24.31	0.26
C9	364.20	C10	357.86	24" RCP	2.33	272	14.66	34.54	1.76
C10	357.86	C11	356.92	24" RCP	1.57	60	19.33	28.32	2.32
C11	356.92	C12	355.96	24" RCP	1.60	60	24.57	28.62	2.95
C12	355.96	C13	354.25	24" RCP	8.55	20	30.65	66.15	3.68
C13	345.22	C14	345.00	30" RCP	0.50	44	47.81	29.00	5.74

STORM DRAINAGE - STRUCTURE DATA

STRUC. NO.	STRUC. TYPE	TOP/GRATE* ELEV.	INVERT ELEV.	AREA (AC)	DESIGN Q 25-YR (CFS)
C1	SS-3	371.60	368.85	0.54	4.50
C2	CLEANOUT	-	374.00	0.21	1.75
C3	CLEANOUT	-	374.00	0.41	3.42
C4	DMH	376.90	372.52	0.00	0.00
C5	SS-3	373.55	367.71	0.24	2.00
C6	SS-3	375.00	367.05	0.10	0.83
C7	CLEANOUT	-	374.00	0.05	0.42
C8	SS-3	375.25	372.50	0.21	1.75
C9	DMH	372.75	364.20	0.00	0.00
C10	SS-3	361.20	357.86	0.56	4.66
C11	SS-3	360.26	356.92	0.63	5.25
C12	SS-3	359.30	355.96	0.73	6.08
C13	DMH	358.00	345.22	2.06	17.16
C14	30" RCP FES	-	345.00	-	-

STORM DRAINAGE - PIPE DATA

FROM	INV. ELEV.	TO	INV. ELEV.	PIPE SIZE (IN.)	SLOPE (%)	LENGTH (FT.)	DESIGN Q (25YR) (CFS)	PIPE CAPACITY (CFS)	DRAIN AREA (AC)
D1	355.94	D2	355.80	18" RCP	0.50	28	0.92	7.43	0.11
D2	355.80	D4	347.34	18" RCP	5.16	164	1.33	23.86	0.16
D3	348.33	D4	347.88	18"x11" RCAP	1.25	36	1.83	7.22	0.22
D4	347.34	D5	347.15	22"x13" RCAP	0.59	32	2.25	8.09	0.27

STORM DRAINAGE - STRUCTURE DATA

STRUC. NO.	STRUC. TYPE	TOP/GRATE* ELEV.	INVERT ELEV.	AREA (AC)	DESIGN Q 25-YR (CFS)
D1	SS-2	359.60	355.94	0.11	0.92
D2	SS-2	359.60	355.80	0.05	0.42
D3	SS-2	351.45	348.33	0.06	0.50
D4	SS-2	351.00	347.34	0.05	0.42
D5	SS-3	-	347.15	-	-

NOTES:
1. TOP ELEVATION ON SS-2 INLETS=TOP OF CURB.
2. TOP ELEVATION ON SS-3 GRATE INLETS=TOP OF GRATE.
3. TOP ELEVATION ON DRAINAGE MANHOLES=TOP OF RIM.
4. PIPE LENGTHS INCLUDE FLARED END SECTIONS.
5. PVC STORM SHALL BE A2000 BY CONTECH ENGINEERED SOLUTIONS, LLC

REVISIONS:

1	02-27-19	UTILITY/UG DETENTION COORDINATION CHANGES
2	06-07-19	NORTH OFFSITE DETENTION & ARCH. COORDINATION

PROJECT #: 25022.00
DATE: 02-04-19
DRAWN BY: JB
DESIGNER: JJ
CHECKED BY: JJ

Pickering
Pickering Firm, Inc.
Facility Design • Civil Engineering • Surveying • Transportation • Natural / Water Resources
2001 Airport Road, Suite 201
Flowood, MS 39232
601.956.3663

Audi ~ Jaguar ~ Land Rover
Ridgeland, Mississippi

SEAL: JONATHAN A. JOHNSON LICENSED PROFESSIONAL ENGINEER STATE OF MISSISSIPPI DRAFT

SHEET NUMBER: **C3.0**

DESCRIPTION: Grading and Drainage Plan

325.50 PROPOSED SPOT ELEVATION

ABBREVIATION LEGEND

PV=PAVEMENT
TR=TOP OF RAMP
BR=BOTTOM OF RAMP
TC=TOP OF CURB
BC=BOTTOM OF CURB

NOTE:

1. THE MAXIMUM LONGITUDINAL (DIRECTION OF TRAVEL) SLOPE IS TO BE 2% AND THE MAXIMUM CROSS (PERPENDICULAR TO TRAFFIC) SLOPE IS TO BE 2% FOR ALL HANDICAP PARKING AREAS.
2. THE MAXIMUM LONGITUDINAL (DIRECTION OF TRAVEL) SLOPE IS TO BE 5% AND THE MAXIMUM CROSS (PERPENDICULAR TO TRAFFIC) SLOPE IS TO BE 2% FOR ALL WALKWAYS.
3. ALL SPOT ELEVATIONS ALONG CURBLINE ARE TOP OF CURB ELEVATION UNLESS NOTED OTHERWISE.
4. ALL ELEVATIONS SHOWN ARE TO FINISHED GRADE INCLUDING SEEDING, SOD AND PAVEMENT.

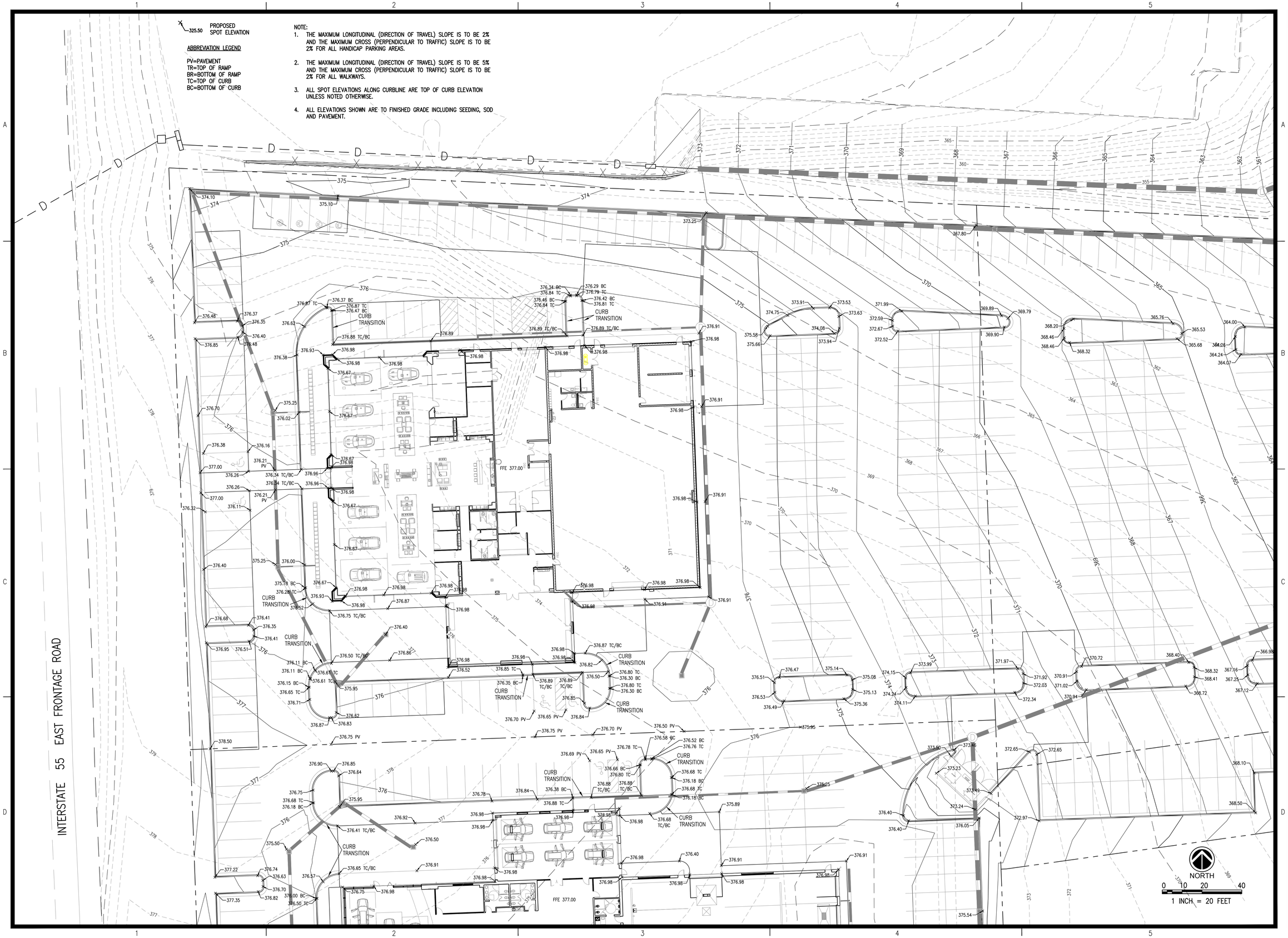

REVISIONS:

PROJECT #:	25022.00
DATE:	02-04-19
DRAWN BY:	JB
DESIGNER:	JJ
CHECKED BY:	JJ

Pickering
Pickering Firm, Inc.
Facility Design • Civil Engineering • Surveying • Transportation • Natural / Water Resources
2001 Airport Road, Suite 201
Flowood, MS 39232
601.956.3863

Audi ~ Jaguar ~ Land Rover
Ridgeland, Mississippi

SEAL:

JONATHAN A. JOHNSON
LICENSED PROFESSIONAL ENGINEER
STATE OF MISSISSIPPI

SHEET NUMBER:

C4.0

DESCRIPTION:

Spot Elevation Plan – JLR West

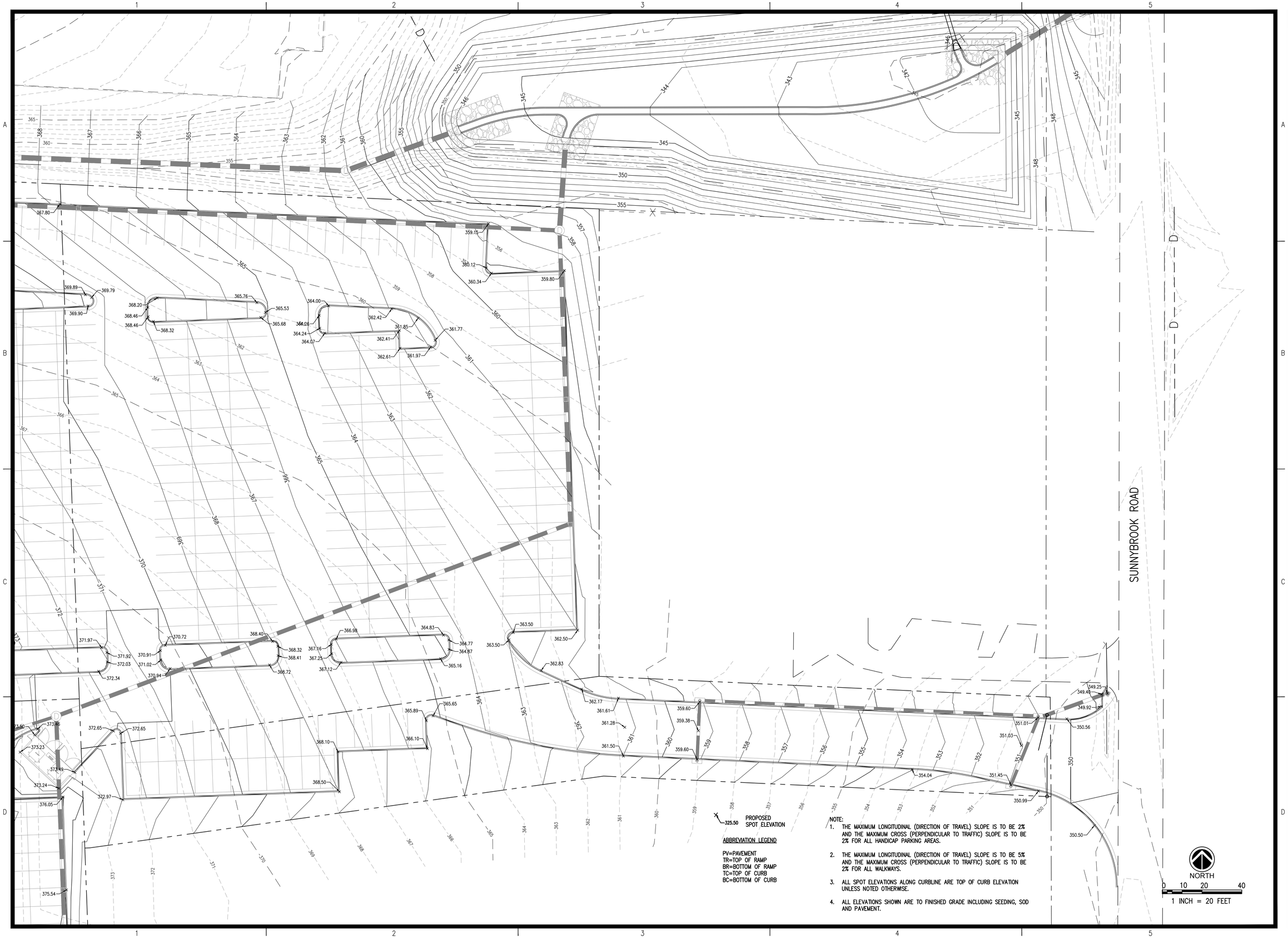

PROPOSED SPOT ELEVATION

ABBREVIATION LEGEND

PV=PAVEMENT
TR=TOP OF RAMP
BR=BOTTOM OF RAMP
TC=TOP OF CURB
BC=BOTTOM OF CURB

NOTE:

1. THE MAXIMUM LONGITUDINAL (DIRECTION OF TRAVEL) SLOPE IS TO BE 2% AND THE MAXIMUM CROSS (PERPENDICULAR TO TRAFFIC) SLOPE IS TO BE 2% FOR ALL HANDICAP PARKING AREAS.
2. THE MAXIMUM LONGITUDINAL (DIRECTION OF TRAVEL) SLOPE IS TO BE 5% AND THE MAXIMUM CROSS (PERPENDICULAR TO TRAFFIC) SLOPE IS TO BE 2% FOR ALL WALKWAYS.
3. ALL SPOT ELEVATIONS ALONG CURBLINE ARE TOP OF CURB ELEVATION UNLESS NOTED OTHERWISE.
4. ALL ELEVATIONS SHOWN ARE TO FINISHED GRADE INCLUDING SEEDING, SOD AND PAVEMENT.

REVISIONS:

PROJECT #:	25022.00
DATE:	02-04-19
DRAWN BY:	JB
DESIGNER:	JJ
CHECKED BY:	JJ

Pickering
Pickering Firm, Inc.
Facility Design • Civil Engineering • Surveying • Transportation • Natural / Water Resources
2001 Airport Road, Suite 201
Flowood, MS 39232
601.956.3663

Audi ~ Jaguar ~ Land Rover
Ridgeland, Mississippi

SEAL:

JONATHAN A. JOHNSON
LICENSED PROFESSIONAL ENGINEER
STATE OF MISSISSIPPI
DRAFT

SHEET NUMBER:

C4.1

DESCRIPTION:
Spot Elevation Plan – JLR East

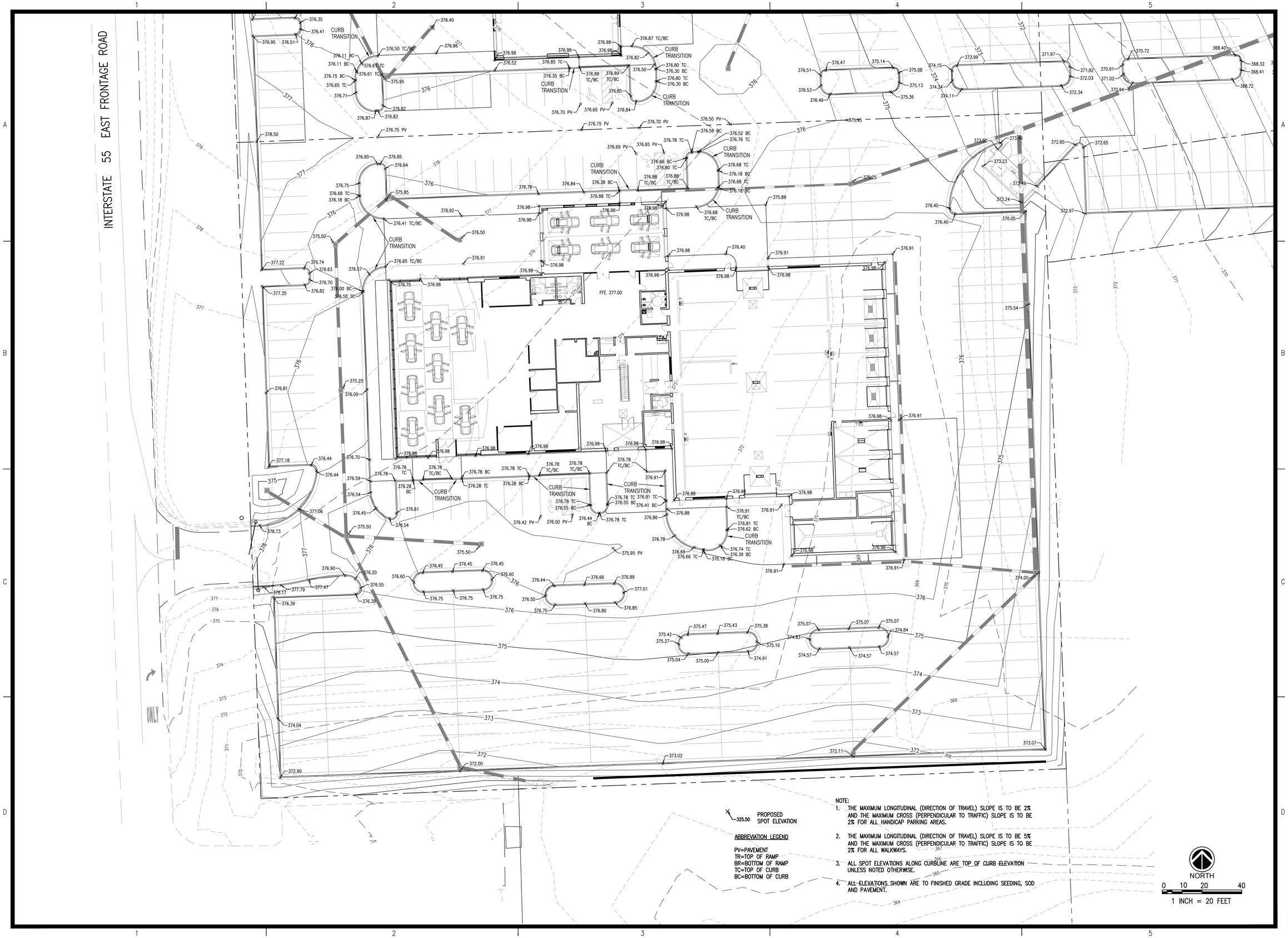

325.50 PROPOSED SPOT ELEVATION

ABBREVIATION LEGEND

PV=PAVEMENT
TR=TOP OF RAMP
BR=BOTTOM OF RAMP
TC=TOP OF CURB
BC=BOTTOM OF CURB

NOTE:

1. THE MAXIMUM LONGITUDINAL (DIRECTION OF TRAVEL) SLOPE IS TO BE 2% AND THE MAXIMUM CROSS (PERPENDICULAR TO TRAFFIC) SLOPE IS TO BE 2% FOR ALL HANDICAP PARKING AREAS.
2. THE MAXIMUM LONGITUDINAL (DIRECTION OF TRAVEL) SLOPE IS TO BE 5% AND THE MAXIMUM CROSS (PERPENDICULAR TO TRAFFIC) SLOPE IS TO BE 2% FOR ALL WALKWAYS.
3. ALL SPOT ELEVATIONS ALONG CURBLINE ARE TOP OF CURB ELEVATION UNLESS NOTED OTHERWISE.
4. ALL ELEVATIONS SHOWN ARE TO FINISHED GRADE INCLUDING SEEDING, SOD AND PAVEMENT.

NORTH

0 10 20 40

1 INCH = 20 FEET

REVISIONS:

PROJECT #:	25022.00
DATE:	02-04-19
DRAWN BY:	JB
DESIGNER:	JJ
CHECKED BY:	JJ

Pickering
Pickering Firm, Inc.
Facility Design • Civil Engineering • Surveying • Transportation • Natural / Water Resources
2001 Airport Road, Suite 201
Flowood, MS 39232
601.956.3663

Audi ~ Jaguar ~ Land Rover
Ridgeland, Mississippi

SEAL:

JONATHAN A. JOHNSON
LICENSED PROFESSIONAL ENGINEER
STATE OF MISSISSIPPI
DRAFT

SHEET NUMBER:

C4.2

DESCRIPTION:

Spot Elevation Plan – Audi

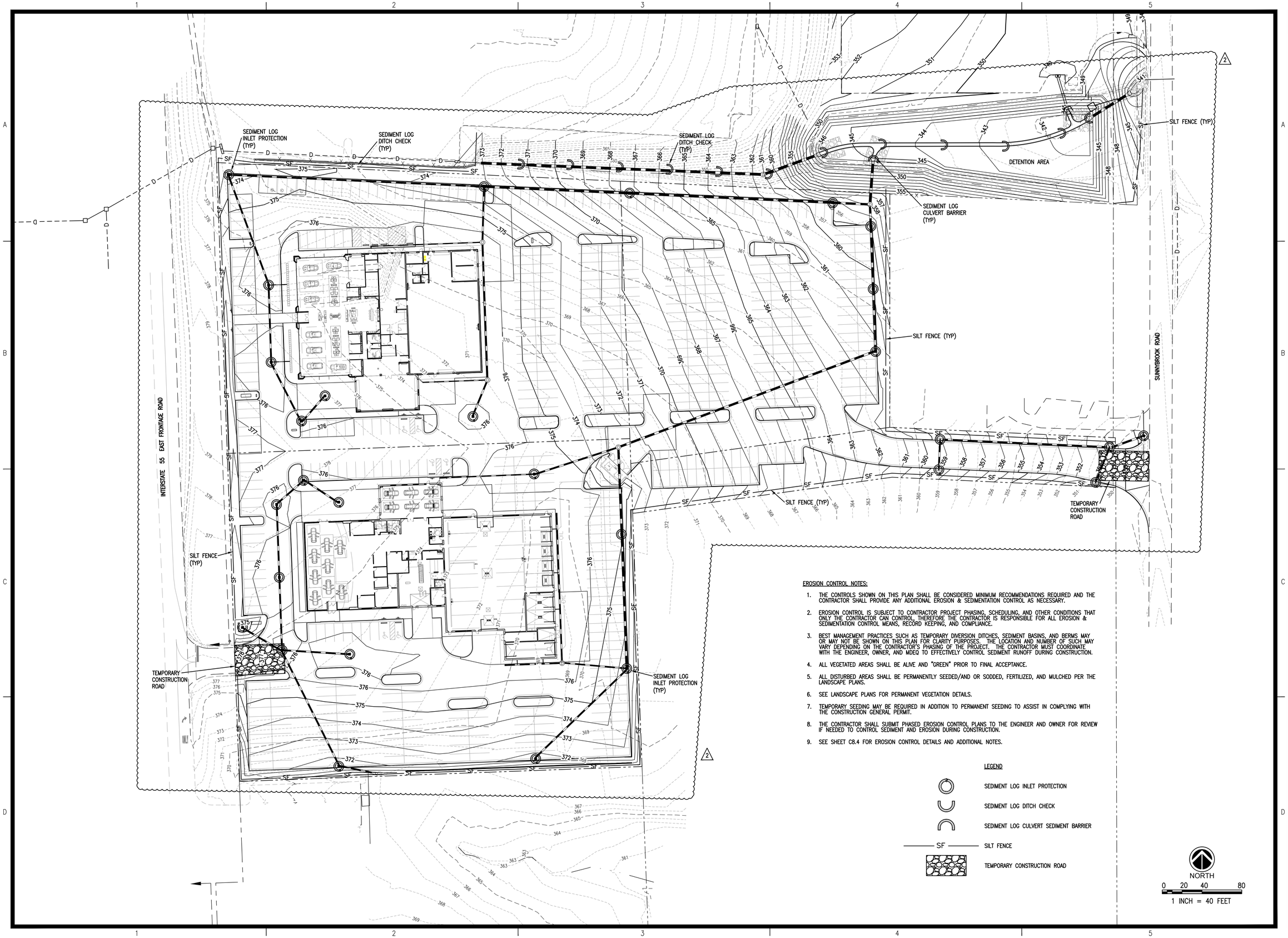

EROSION CONTROL NOTES:

1. THE CONTROLS SHOWN ON THIS PLAN SHALL BE CONSIDERED MINIMUM RECOMMENDATIONS REQUIRED AND THE CONTRACTOR SHALL PROVIDE ANY ADDITIONAL EROSION & SEDIMENTATION CONTROL AS NECESSARY.
2. EROSION CONTROL IS SUBJECT TO CONTRACTOR PROJECT PHASING, SCHEDULING, AND OTHER CONDITIONS THAT ONLY THE CONTRACTOR CAN CONTROL. THEREFORE THE CONTRACTOR IS RESPONSIBLE FOR ALL EROSION & SEDIMENTATION CONTROL MEANS, RECORD KEEPING, AND COMPLIANCE.
3. BEST MANAGEMENT PRACTICES SUCH AS TEMPORARY DIVERSION DITCHES, SEDIMENT BASINS, AND BERMS MAY OR MAY NOT BE SHOWN ON THIS PLAN FOR CLARITY PURPOSES. THE LOCATION AND NUMBER OF SUCH MAY VARY DEPENDING ON THE CONTRACTOR'S PHASING OF THE PROJECT. THE CONTRACTOR MUST COORDINATE WITH THE ENGINEER, OWNER, AND MDEQ TO EFFECTIVELY CONTROL SEDIMENT RUNOFF DURING CONSTRUCTION.
4. ALL VEGETATED AREAS SHALL BE ALIVE AND "GREEN" PRIOR TO FINAL ACCEPTANCE.
5. ALL DISTURBED AREAS SHALL BE PERMANENTLY SEEDED/AND OR SODDED, FERTILIZED, AND MULCHED PER THE LANDSCAPE PLANS.
6. SEE LANDSCAPE PLANS FOR PERMANENT VEGETATION DETAILS.
7. TEMPORARY SEEDING MAY BE REQUIRED IN ADDITION TO PERMANENT SEEDING TO ASSIST IN COMPLYING WITH THE CONSTRUCTION GENERAL PERMIT.
8. THE CONTRACTOR SHALL SUBMIT PHASED EROSION CONTROL PLANS TO THE ENGINEER AND OWNER FOR REVIEW IF NEEDED TO CONTROL SEDIMENT AND EROSION DURING CONSTRUCTION.
9. SEE SHEET C8.4 FOR EROSION CONTROL DETAILS AND ADDITIONAL NOTES.

LEGEND

- SEDIMENT LOG INLET PROTECTION
- SEDIMENT LOG DITCH CHECK
- SEDIMENT LOG CULVERT SEDIMENT BARRIER
- SF — SILT FENCE
- TEMPORARY CONSTRUCTION ROAD

NORTH

0 20 40 80

1 INCH = 40 FEET

REVISIONS:

2	06-07-19	NORTH OFFSITE DETENTION & ARCH. COORDINATION

PROJECT #:	25022.00
DATE:	02-04-19
DRAWN BY:	JB
DESIGNER:	JJ
CHECKED BY:	JJ

Pickering
Pickering Firm, Inc.
Facility Design • Civil Engineering • Surveying • Transportation • Natural / Water Resources
2001 Airport Road, Suite 201
Flowood, MS 39232
601.956.3663

Audi ~ Jaguar ~ Land Rover
Ridgeland, Mississippi

SEAL:

SHEET NUMBER:

C5.0

DESCRIPTION:

Erosion Control Plan

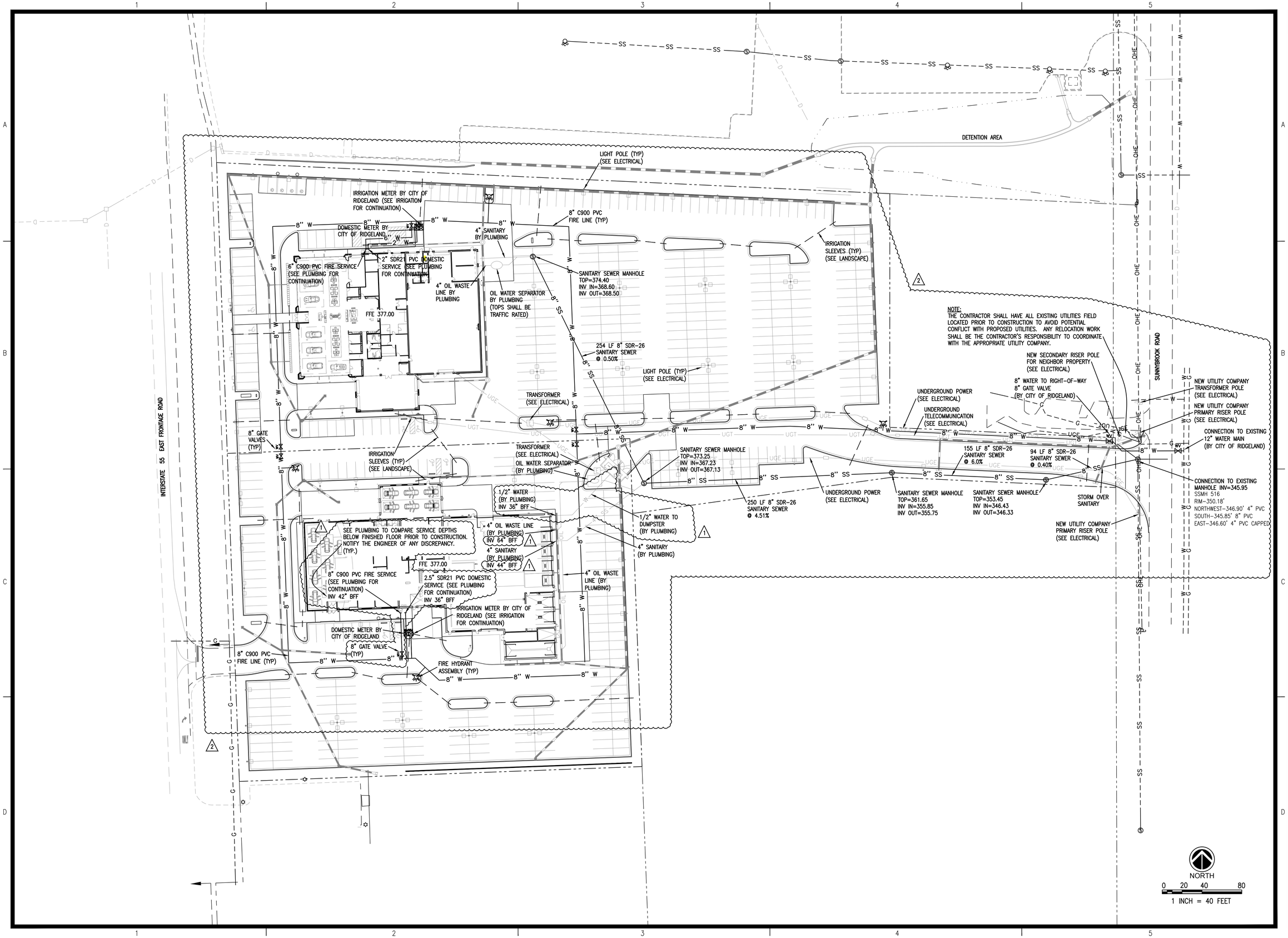

REVISIONS:

1	02-27-19	UTILITY/UG DETENTION COORDINATION CHANGES
2	06-07-19	NORTH OFFSITE DETENTION & ARCH. COORDINATION

PROJECT #:	25022.00
DATE:	02-04-19
DRAWN BY:	JB
DESIGNER:	JJ
CHECKED BY:	JJ

Pickering
Pickering Firm, Inc.
Facility Design • Civil Engineering • Surveying • Transportation • Natural / Water Resources
2001 Airport Road, Suite 201
Flowood, MS 39232
601.956.3663

Audi ~ Jaguar ~ Land Rover
Ridgeland, Mississippi

SEAL:

JONATHAN A. JOHNSON
LICENSED PROFESSIONAL ENGINEER
STATE OF MISSISSIPPI
DRAFT

SHEET NUMBER:

C6.0

DESCRIPTION:
Utility Plan

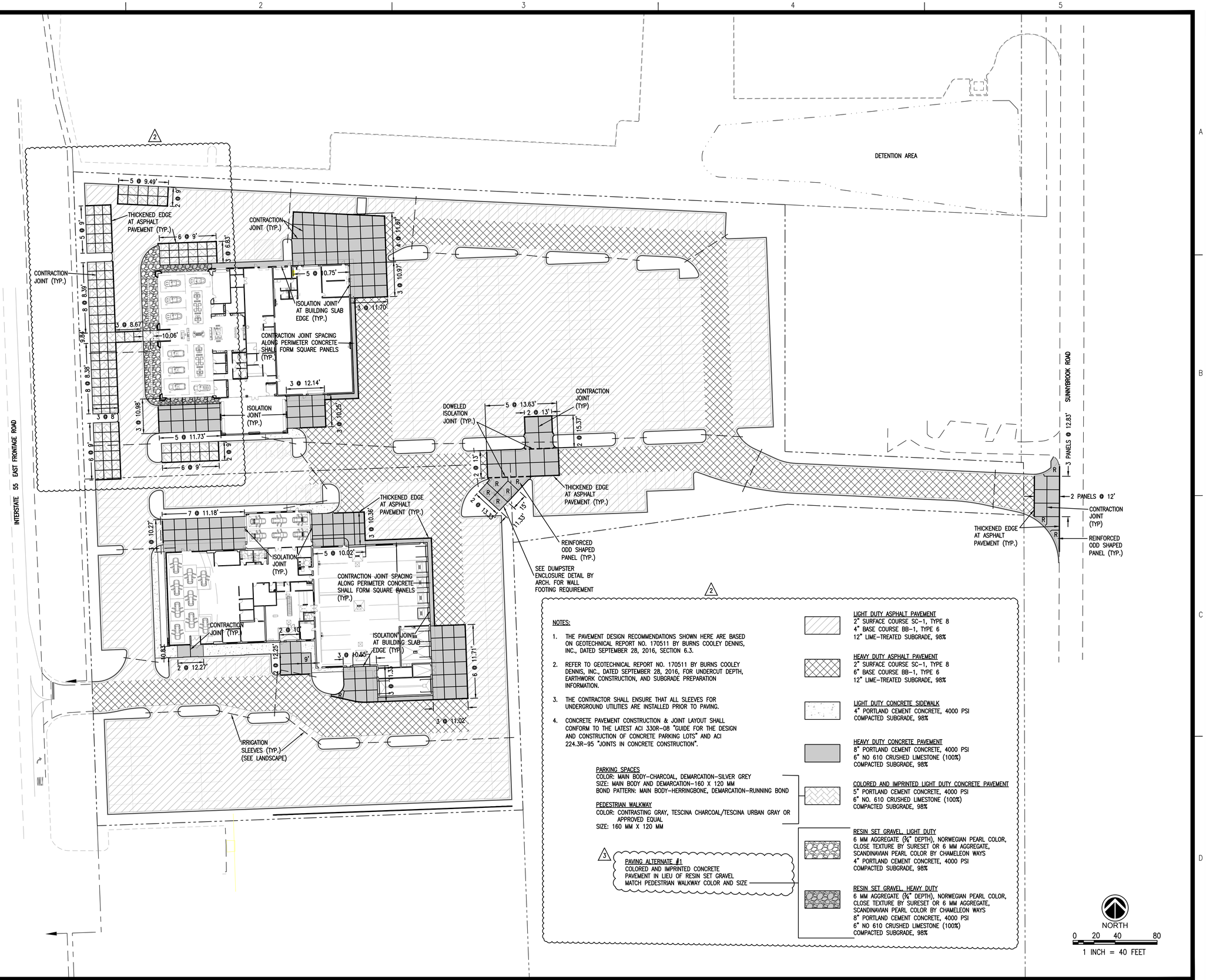

NOTES:

1. THE PAVEMENT DESIGN RECOMMENDATIONS SHOWN HERE ARE BASED ON GEOTECHNICAL REPORT NO. 170511 BY BURNS COOLEY DENNIS, INC., DATED SEPTEMBER 28, 2016, SECTION 6.3.
2. REFER TO GEOTECHNICAL REPORT NO. 170511 BY BURNS COOLEY DENNIS, INC., DATED SEPTEMBER 28, 2016, FOR UNDERCUT DEPTH, EARTHWORK CONSTRUCTION, AND SUBGRADE PREPARATION INFORMATION.
3. THE CONTRACTOR SHALL ENSURE THAT ALL SLEEVES FOR UNDERGROUND UTILITIES ARE INSTALLED PRIOR TO PAVING.
4. CONCRETE PAVEMENT CONSTRUCTION & JOINT LAYOUT SHALL CONFORM TO THE LATEST ACI 330R-08 "GUIDE FOR THE DESIGN AND CONSTRUCTION OF CONCRETE PARKING LOTS" AND ACI 224.3R-95 "JOINTS IN CONCRETE CONSTRUCTION".

PARKING SPACES
COLOR: MAIN BODY-CHARCOAL, DEMARCATION-SILVER GREY
SIZE: MAIN BODY AND DEMARCATION-160 X 120 MM
BOND PATTERN: MAIN BODY-HERRINGBONE, DEMARCATION-RUNNING BOND

PEDESTRIAN WALKWAY
COLOR: CONTRASTING GRAY, TESCINA CHARCOAL/TESCINA URBAN GRAY OR APPROVED EQUAL
SIZE: 160 MM X 120 MM

PAVING ALTERNATE #1
COLORED AND IMPRINTED CONCRETE PAVEMENT IN LIEU OF RESIN SET GRAVEL MATCH PEDESTRIAN WALKWAY COLOR AND SIZE

LIGHT DUTY ASPHALT PAVEMENT
2" SURFACE COURSE SC-1, TYPE 8
4" BASE COURSE BB-1, TYPE 6
12" LIME-TREATED SUBGRADE, 98%

HEAVY DUTY ASPHALT PAVEMENT
2" SURFACE COURSE SC-1, TYPE 8
6" BASE COURSE BB-1, TYPE 6
12" LIME-TREATED SUBGRADE, 98%

LIGHT DUTY CONCRETE SIDEWALK
4" PORTLAND CEMENT CONCRETE, 4000 PSI
COMPACTED SUBGRADE, 98%

HEAVY DUTY CONCRETE PAVEMENT
8" PORTLAND CEMENT CONCRETE, 4000 PSI
6" NO 610 CRUSHED LIMESTONE (100%)
COMPACTED SUBGRADE, 98%

COLORED AND IMPRINTED LIGHT DUTY CONCRETE PAVEMENT
5" PORTLAND CEMENT CONCRETE, 4000 PSI
6" NO. 610 CRUSHED LIMESTONE (100%)
COMPACTED SUBGRADE, 98%

RESIN SET GRAVEL, LIGHT DUTY
6 MM AGGREGATE (¾" DEPTH), NORWEGIAN PEARL COLOR, CLOSE TEXTURE BY SURESET OR 6 MM AGGREGATE, SCANDINAVIAN PEARL COLOR BY CHAMELEON WAYS
4" PORTLAND CEMENT CONCRETE, 4000 PSI
COMPACTED SUBGRADE, 98%

RESIN SET GRAVEL, HEAVY DUTY
6 MM AGGREGATE (¾" DEPTH), NORWEGIAN PEARL COLOR, CLOSE TEXTURE BY SURESET OR 6 MM AGGREGATE, SCANDINAVIAN PEARL COLOR BY CHAMELEON WAYS
8" PORTLAND CEMENT CONCRETE, 4000 PSI
6" NO 610 CRUSHED LIMESTONE (100%)
COMPACTED SUBGRADE, 98%

REVISIONS:

2	06-07-19	NORTH OFFSITE DETENTION & ARCH. COORDINATION
3	06-21-19	PAVING ALTERNATE #1

PROJECT #:	25022.00
DATE:	02-04-19
DRAWN BY:	JB
DESIGNER:	JJ
CHECKED BY:	JJ

Pickering
Pickering Firm, Inc.
Facility Design • Civil Engineering • Surveying • Transportation • Natural / Water Resources
2001 Airport Road, Suite 201
Flowood, MS 39232
601.956.3663

Audi ~ Jaguar ~ Land Rover
Ridgeland, Mississippi

SEAL:

SHEET NUMBER:

C7.0

DESCRIPTION:
Paving Plan

1 L1.0 TREE MITIGATION EXHIBIT

NORTH

0 60 120 180 feet

1" = 60'

TRENT RHODES, LANDSCAPE ARCHITECT P.A.
P.O. Box 465 Brandon, Mississippi 39043
Tel: 601-992-0070

SITE DEVELOPMENT

SYMBOL	NOTES	QTY
	TREE CANOPY TO BE REMOVED	217,277 sf

R1-103

Mitigation Table for use with Sites less than 10 acres

Line	Item	Quantity	Unit
A	Total Existing Canopy Coverage of site	217277	(Square Feet)
B	Baseline for Mitigation (Line A times 20 divided by 43,560SF)	100	(Mitigation Units)
C	Existing Canopy Coverage to be Preserved	0	(Square Feet)
D	Preservation Tree Credit (Line C divided by 1000 SF)	0	(Mitigation Units)
E	Total Mitigation Requirement (Line B minus Line D)	100	(Mitigation Units)
F	Mitigation Option A - On-site Mitigation (Number of Mitigation Units Applicant prefers to use for On-site Mitigation)	66	(Trees)
G	Mitigation Option B - Contribution to the In-Lieu Fund (Line E minus Line F times $300.00)	$ 10,200.00	(Dollars)

Note: Preservation, On-Site Mitigation, Contribution to the In-Lieu Fund, or a combination thereof can be used at the discretion of the Applicant to satisfy the Mitigation requirements.

R1-103

R1-103

TOTAL TREES REQUIRED=172
TOTAL TREES PROVIDED=138
TREES PAID TO IN LIEU FUND=34

R1-103

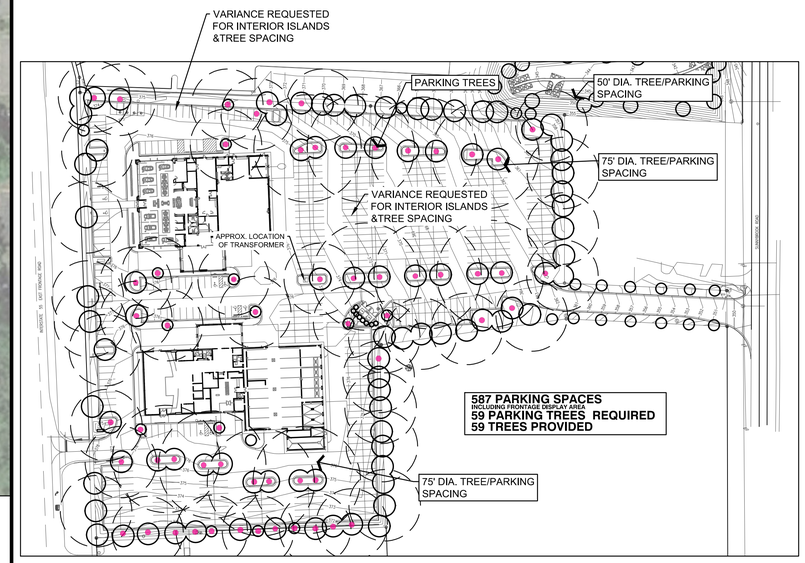

NORTH

3 L1.0 PARKING TREE DIAGRAM

0 100 200 300 feet

1" = 100'

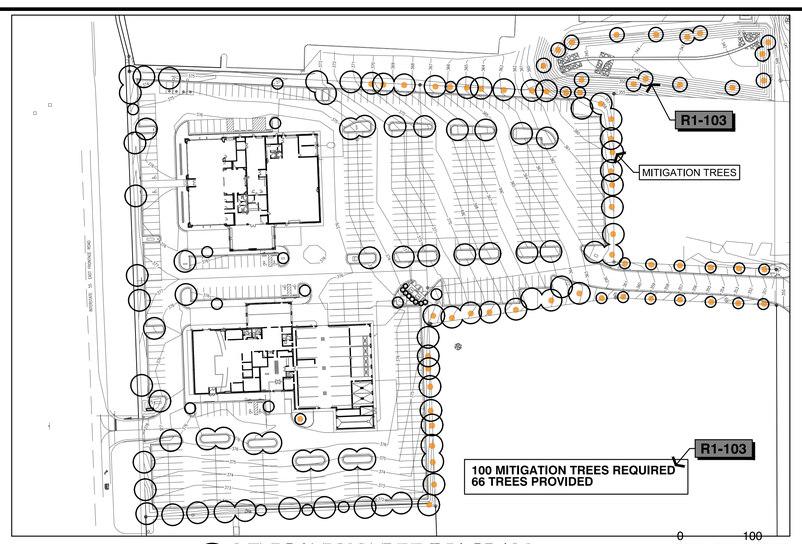

2 L1.0 MITIGATION TREE DIAGRAM

NORTH

0 100 200 300 feet

1" = 100'

R1 REVISIONS SCHEDULE

CODE	DESCRIPTION
R1-101	REVISION #1 (2/1/19) PARKING ISLAND SHIFTED TO EAST
R1-102	REVISION #2 (2/28/19) PLANTING AND IRRIGATION REVISIONS DUE TO SIGN LOCATION SHIFT REQUESTED BY AUDI
R1-103	REVISION #3 (6/25/19) MITIGATION AREA REVISION BASED ON NEW DISTURBANCE AREA

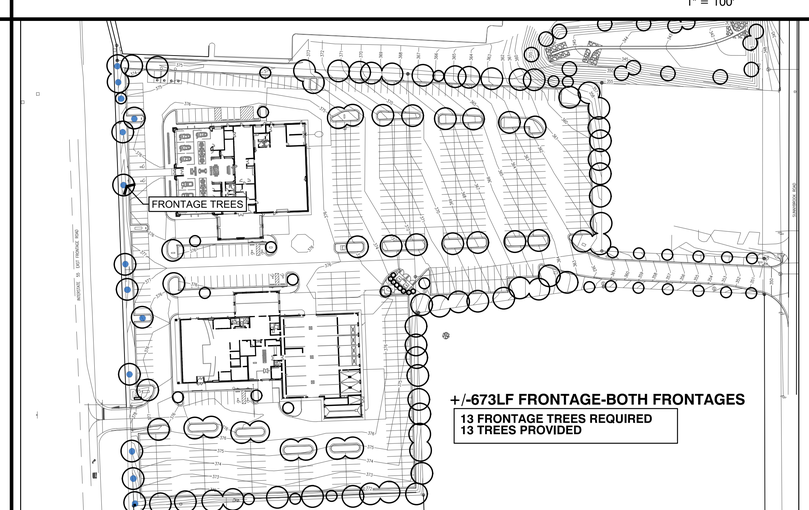

NORTH

4 L1.0 FRONTAGE TREE DIAGRAM

0 100 200 300 feet

1" = 100'

REVISIONS:

3	6-25-19	REVISED TREE MITIGATION AREA

PROJECT #:	25022.00
DATE:	12-12-18
DRAWN BY:	TR
DESIGNER:	TR
CHECKED BY:	TR

Pickering
Pickering Firm, Inc.
Facility Design • Civil Engineering • Surveying • Transportation • Natural / Water Resources
2001 Airport Road, Suite 201
Flowood, MS 39232
601.956.3663

Audi ~ Jaguar ~ Land Rover
Ridgeland, Mississippi

SEAL:



SHEET NUMBER:

L1.0

DESCRIPTION:
TREE MITIGATION EXHIBIT

Cree Edge™ Series

LED High Output Area/Flood Luminaire featuring Cree TrueWhite® Technology

#18110-Audi-Ridgeland, MS

Product Description

The Cree Edge™ High Output Area/Flood luminaire is designed to deliver high lumen packages with precise optical control. The unit features a slim, low profile design that minimizes wind load and is available with two mounting options made with rugged die cast aluminum. The HV mount tenon is an adjustable arm that mounts to a horizontal or vertical 2" (51mm) IP, 2.375-2.50" (60-64mm) O.D. steel tenon. Tenon length must be a minimum of 3.75" (95mm). The direct mount bracket accessory allows for further mounting flexibility. The AA mount is an adjustable arm that mounts to a vertical 2" (51mm) IP, 2.375-3" (60-76mm) O.D. minimum 3.75" (95mm) tall tenon. The adjustable arm mount is for use in applications which have a vertical tenon and require a NEMA® Photocell Receptacle. Available with Cree TrueWhite® Technology, the Cree Edge™ High Output helps to beautifully render true colors and deliver value beyond energy savings.

Applications: Auto dealerships, parking lots, campuses, facade lighting, high-mast and general site lighting applications

Performance Summary

- Utilizes Cree TrueWhite® Technology on 5000K Luminaires
- Patented NanoOptic® Product Technology
- Made in the U.S.A. of U.S. and imported parts
- **CRI:** Minimum 70 CRI (4000K & 5700K); 90 CRI (5000K)
- **CCT:** 4000K (+/- 300K), 5000K (+/- 300K), 5700K (+/- 500K) standard
- **Limited Warranty†:** 10 years on luminaire/10 years on Colorfast DeltaGuard® finish

† See http://lighting.cree.com/warranty for warranty terms

Accessories

Field-Installed

Bird Spikes
XA-BRDSPKXAK12
- 120 LED

XA-BRDSPKXAK24
- 240 LED

Direct Mount Bracket
EHO-UNV
- Mounts to minimum 4" (102mm) round or square; aluminum or steel pole or can be surface-mounted directly to a vertical or horizontal surface
- For use with HV mount only
- Must specify finish color
- See Direct Mount Configurations table on page 15
- Poles must be field-drilled for direct mount EHO-UNV

Backlight Control Shields
XA-30BLS-4
- Four-pack for 120 LED
- Unpainted stainless steel

XA-30BLS-8
- Eight-pack for 240 LED
- Unpainted stainless steel

AA Mount

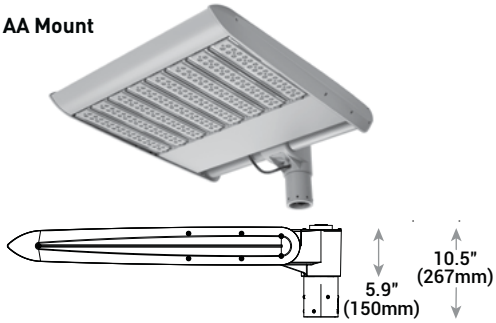

120 LED

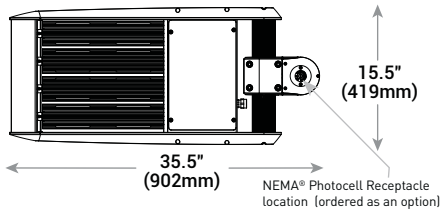

240 LED

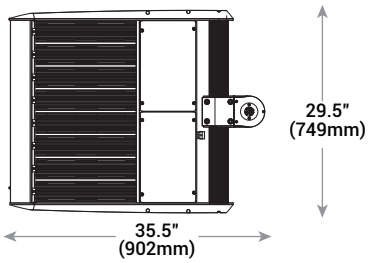

LED Count (x10)	Weight
12	45.3 lbs. (20.5kg)
24	80.5 lbs. (36.5kg)

HV Mount and Direct Mount Bracket - see page 16 for weight & dimensions

Ordering Information

Example: ARE-EHO-2M-HV-12-E-UL-SV-700

Product	Optic			Mounting*	LED Count (x10)	Series	Voltage	Color Options	Drive Current	Options		
						E						
ARE-EHO	**1S** Type I Short **2M** Type II Medium **2MB** Type II Medium w/BLS **2MP** Type II Medium w/Partial BLS **2S** Type II Short	**2SB** Type II Short w/BLS **2SP** Type II Short w/ Partial BLS **3M** Type III Medium **3MB** Type III Medium w/BLS **3MP** Type III Medium w/ Partial BLS	**4M** Type IV Medium **4MB** Type IV Medium w/BLS **4MP** Type IV Medium w/ Partial BLS **5M** Type V Medium **5S** Type V Short **AF** Automotive Frontline-Optic™	**AA** Adjustable Arm - For use in applications which require a vertical tenon and a NEMA® Photocell Receptacle **HV** Horizontal/ Vertical Tenon - Available with Direct Mount Bracket when ordered with EHO-UNV field-installed accessory (see table above) **- Not for use with NEMA receptacle when mounted to vertical tenon**	**12** **24**	**E**	**UL** Universal 120-277V **UH** Universal 347-480V	**BK** Black **BZ** Bronze **SV** Silver **WH** White	**700** 700mA **1000** 1000mA	**DIM 0-10V Dimming** - Control by others - Refer to Dimming spec sheet for details - Can't exceed specified drive current **F Fuse** - When code dictates fusing, use time delay fuse - Refer to ML spec sheet for availability with ML options - Available for U.S. applications only	**ML Multi-Level** - Refer to ML spec sheet for details - Intended for downlight applications at 0° tilt - Not available with UH voltage or 240 LEDs with 1000mA drive current **R NEMA® Photocell Receptacle** - 3-pin receptacle per ANSI C136.10 - Vertical tenon applications require use of AA mount - Photocell and shorting cap by others - Refer to ML spec sheet for availability with ML options 7-Pin Receptacle	**RL Rotate Left** - Optic is rotated to the left **RR Rotate Right** - Optic is rotated to the right **40K 4000K Color Temperature** - Minimum 70 CRI - Color temperature per luminaire **50K 5000K Color Temperature** - Minimum 90 CRI - Utilizes Cree TrueWhite® Technology - Color temperature per luminaire
FLD-EHO	**15** 15° Flood **25** 25° Flood	**40** 40° Flood **70** 70° Flood	**SN** Sign **N6** NEMA® 6									

* Reference EPA and pole configuration suitability data beginning on page 14

Product Specifications

CREE TRUEWHITE® TECHNOLOGY

A revolutionary way to generate high-quality white light, Cree TrueWhite® Technology is a patented approach that delivers an exclusive combination of 90+ CRI, beautiful light characteristics and lifelong color consistency, all while maintaining high luminous efficacy – a true no compromise solution.

CONSTRUCTION & MATERIALS

- Slim, low profile, minimizing wind load
- Luminaire sides are rugged die cast aluminum with integral, weathertight LED driver compartments and high performance heat sinks
- HV mount – adjustable arm that mounts to a horizontal or vertical 2" (51mm) IP, 2.375-2.50" (60-64mm) O.D. steel tenon. Tenon length must be a minimum of 3.75" (95mm). **Not for use with NEMA receptacle when mounted to vertical tenon**
- AA mount – adjustable mounting arm is rugged die cast aluminum and mounts to 2" (51mm) IP, 2.375–3" (60–76mm) O.D. minimum 3.75" (95mm) tall vertical tenon
- Surface-mount directly to a vertical or horizontal surface with field-installed EHO-UNV direct mount bracket (accessory (refer to table on page 1)
- Luminaire may be field adjusted for use in uplight position. Please refer to installation instructions for details
- Extruded aluminum adjustable mounting shaft
- Luminaire is adjustable from horizontal 90˚ towards pole and 120˚ away from pole
- Exclusive Colorfast DeltaGuard® finish features an E-Coat epoxy primer with an ultra-durable powder topcoat, providing excellent resistance to corrosion, ultraviolet degradation and abrasion. Silver, bronze, black, and white are available
- **Weight:** See weight charts on pages 1 and 16

ELECTRICAL SYSTEM

- **Input Voltage:** 120-277V or 347-480V, 50/60Hz, Class 1 drivers
- **Power Factor:** > 0.9 at full load
- **Total Harmonic Distortion:** < 20% at full load
- Integral 10kV surge suppression protection standard
- When code dictates fusing, a slow blow fuse or type C/D breaker should be used to address inrush current
- **Maximum 10V Source Current:** 120 LED: 0.40mA; 240 LED: 0.80mA

REGULATORY & VOLUNTARY QUALIFICATIONS

- cULus Listed
- Suitable for wet locations
- Consult factory for CE Certified products
- 10kV surge suppression protection tested in accordance with IEEE/ANSI C62.41.2
- Meets FCC Part 15, Subpart B, Class A standards for conducted and radiated emissions
- Certified to ANSI C136.31-2001, 3G bridge and overpass vibration standards
- Luminaire and finish endurance tested to withstand 5,000 hours of elevated ambient salt fog conditions as defined in ASTM Standard B 117
- Meets Buy American requirements within ARRA
- RoHS compliant. Consult factory for additional details

Electrical Data*

LED Count (x10)	System Watts 120-480V	Total Current (A)					
		120V	208V	240V	277V	347V	480V
700mA							
12	267	2.24	1.29	1.12	0.99	0.80	0.58
24	533	4.49	2.57	2.24	1.97	1.62	1.16
1000mA							
12	421	3.61	2.06	1.80	1.61	1.25	0.90
24	831	7.16	4.04	3.54	3.14	2.50	1.81

* Electrical data at 25˚C (77˚F). Actual wattage may differ by +/- 10% when operating between 120-480V +/- 10%

Recommended Cree Edge™ High Output Series Lumen Maintenance Factors (LMF)[1]

Ambient	Initial LMF	25K hr Projected[2] LMF	50K hr Projected[2] LMF	75K hr Calculated[3] LMF	100K hr Calculated[3] LMF
5˚C (41˚F)	1.04	1.01	0.99	0.98	0.96
10˚C (50˚F)	1.03	1.00	0.98	0.97	0.95
15˚C (59˚F)	1.02	0.99	0.97	0.96	0.94
20˚C (68˚F)	1.01	0.98	0.96	0.95	0.93
25˚C (77˚F)	1.00	0.97	0.95	0.94	0.92

[1] Lumen maintenance values at 25˚C are calculated per TM-21 based on LM-80 data and in-situ luminaire testing
[2] In accordance with IESNA TM-21-11, Projected Values represent interpolated value based on time durations that are within six times (6X) the IESNA LM-80-08 total test duration (in hours) for the device under testing ((DUT) i.e. the packaged LED chip)
[3] In accordance with IESNA TM-21-11, Calculated Values represent time durations that exceed six times (6X) the IESNA LM-80-08 total test duration (in hours) for the device under testing ((DUT) i.e. the packaged LED chip)

XSP Series

XSPW™ LED Wall Mount Luminaire featuring Cree TrueWhite® Technology

TYPE "W"

Product Description

The XSPW™ LED wall mount luminaire has a slim, low profile design intended for outdoor wall mounted applications. The rugged lightweight aluminum housing and mounting box are designed for installation over standard single gang J-Boxes and mud ring single gang J-Boxes. The luminaire allows for through-wired or conduit entry from the top, bottom, sides and rear. The housing design is intended specifically for LED technology including a weathertight LED driver compartment and thermal management. Optic design features industry-leading NanoOptic® Precision Delivery Grid™ system in multiple distributions.

Applications: General area and security lighting

Performance Summary

- NanoOptic® Precision Delivery Grid™ optic
- Assembled in the U.S.A. of U.S. and imported parts
- **CRI:** Minimum 70 CRI (3000K, 4000K & 5700K); 90 CRI (5000K)
- **CCT:** 3000K, 4000K, 5000K, 5700K
- **Limited Warranty†:** 10 years on luminaire/10 years on Colorfast DeltaGuard® finish

† See http://lighting.cree.com/warranty for warranty terms

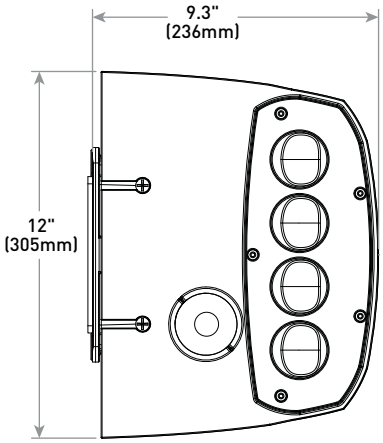

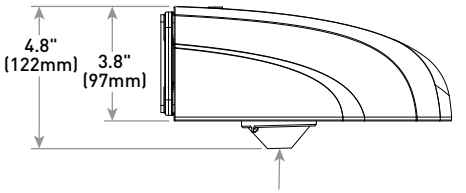

Multi-Level Sensor location (ordered as an option)

Lumen Package	Weight
2L, 4L, 6L	11.0 lbs. (5.0kg)
8L	11.8 lbs. (5.4kg)

Accessories

Field-Installed	
Beauty Plate WM-PLT12** - 12" (305mm) Square WM-PMT14** - 14" (356mm) Square - Covers holes left by incumbent wall packs	**Hand-Held Remote** XA-SENSREM - For successful implementation of the programmable multi-level option, a minimum of one hand-held remote is required

** Must specify color

Ordering Information

Example: XSPW-B-WM-2ME-2L-30K-UL-BK

XSPW	B	WM						
Product	**Version**	**Mounting**	**Optic**	**Lumen Package***	**CCT**	**Voltage**	**Color Options**	**Options**
XSPW	**B**	**WM** Wall	**2ME** Type II Medium **3ME** Type III Medium **4ME** Type IV Medium	**2L** 2,490 lumens **4L** 4,270 lumens **6L** 6,100 lumens **8L** 8,475 lumens	**30K** 3000K - 70 CRI **40K** 4000K - 70 CRI **50K** 5000K - 90 CRI **57K** 5700K - 70 CRI	**UL** Universal 120-277V **UH** Universal 347-480V **34**** 347V - For use with P option only	**BK** Black **BZ** Bronze **SV** Silver **WH** White	**ML Multi-Level** - Refer to ML spec sheet for details - Available with UL voltage only **P Button Photocell** - Not available with ML or PML option - Available with UL and 34 voltages only **PML Programmable Multi-Level** - Refer to PML spec sheet for details - Available with UL voltage only

* Lumen Package selection codes identify approximate light output only. Actual lumen output levels may vary depending on CCT and optic selection. Refer to Initial Delivered Lumen tables for specific lumen values
** Consult factory for availability

Product Specifications

CREE TRUEWHITE® TECHNOLOGY

A revolutionary way to generate high-quality white light, Cree TrueWhite® Technology is a patented approach that delivers an exclusive combination of 90+ CRI, beautiful light characteristics and lifelong color consistency, all while maintaining high luminous efficacy – a true no compromise solution.

CONSTRUCTION & MATERIALS

- Slim, low profile design
- Luminaire housing specifically designed for LED applications with advanced LED thermal management and driver
- Luminaire mounting box designed for installation over standard single gang J-Boxes and mud ring single gang J-Boxes
- Luminaire can also be direct mounted to a wall and surface wired
- Secures to wall with four 3/16" (5mm) screws (by others)
- Conduit entry from top, bottom, sides, and rear
- Exclusive Colorfast DeltaGuard® finish features an E-coat epoxy primer with an ultra-durable powder topcoat, providing excellent resistance to corrosion, ultraviolet degradation and abrasion. Silver, black, white and bronze are available
- **Weight:** 2L, 4L, 6L - 11.0 lbs. (5.0kg); 8L - 11.8 lbs. (5.4kg)

ELECTRICAL SYSTEM

- **Input Voltage:** 120-277V or 347-480V, 50/60Hz
- **Power Factor:** > 0.9 at full load
- **Total Harmonic Distortion:** < 20% at full load
- Integral 10kV surge suppression protection standard
- When code dictates fusing, a slow blow fuse or type C/D breaker should be used to address inrush current
- Designed with 0-10V dimming capabilities. Controls by others
- **10V Source Current:** 0.15 mA
- **Operating Temperature Range:** -40˚C - +50˚C (-40˚F - +122˚F)

REGULATORY & VOLUNTARY QUALIFICATIONS

- cULus Listed
- Suitable for wet locations
- Designed for downlight applications only
- Enclosure rated IP66 per IEC 60598
- 10kV surge suppression protection tested in accordance with IEEE/ANSI C62.41.2
- Meets FCC Part 15, Subpart B, Class A standards for conducted and radiated emissions
- Luminaire and finish endurance tested to withstand 5,000 hours of elevated ambient salt fog conditions as defined in ASTM Standard B 117
- Meets Buy American requirements within ARRA
- RoHS compliant. Consult factory for additional details
- Dark Sky Friendly, IDA Approved when ordered with 30K CCT
- ⚠ **"WARNING**: Cancer and Reproductive Harm - www.p65warnings.ca.gov"

Electrical Data*

Lumen Package	CCT/CRI	System Watts 120-480V	Efficacy	Total Current (A) 120V	208V	240V	277V	347V	480V
2L	30K/70 CRI	20	125	0.17	0.10	0.08	0.07	0.06	0.05
	40K/70 CRI	19	131	0.16	0.09	0.08	0.07	0.06	0.04
	50K/90 CRI	24	104	0.20	0.11	0.10	0.08	0.07	0.05
	57K/70 CRI	19	131	0.16	0.09	0.08	0.07	0.06	0.04
4L	30K/70 CRI	33	129	0.28	0.16	0.14	0.13	0.10	0.07
	40K/70 CRI	31	138	0.27	0.15	0.13	0.12	0.09	0.07
	50K/90 CRI	40	107	0.34	0.20	0.17	0.16	0.12	0.09
	57K/70 CRI	31	138	0.26	0.15	0.13	0.12	0.09	0.07
6L	30K/70 CRI	51	120	0.43	0.25	0.22	0.19	0.14	0.11
	40K/70 CRI	47	130	0.40	0.23	0.20	0.18	0.14	0.10
	50K/90 CRI	60	102	0.51	0.29	0.25	0.23	0.17	0.13
	57K/70 CRI	47	130	0.40	0.23	0.20	0.17	0.14	0.10
8L	30K/70 CRI	77	110	0.65	0.38	0.32	0.28	0.22	0.16
	40K/70 CRI	72	118	0.61	0.35	0.31	0.27	0.21	0.15
	50K/90 CRI	78	89	0.66	0.37	0.33	0.29	0.22	0.16
	57K/70 CRI	71	119	0.60	0.35	0.30	0.26	0.20	0.15

* Electrical data at 25˚C (77˚F). Actual wattage may differ by +/- 10% when operating between 120-480V +/- 10%

XSPW Series Ambient Adjusted Lumen Maintenance Factors[1]

Ambient	Initial LMF	25K hr Projected[2] LMF	50K hr Projected[2] LMF	75K hr Calculated[3] LMF	100K hr Calculated[3] LMF
0˚C (32˚F)	1.05	1.00	0.98	0.96	0.94
5˚C (41˚F)	1.04	1.00	0.98	0.96	0.94
10˚C (50˚F)	1.03	0.99	0.97	0.95	0.93
15˚C (59˚F)	1.02	0.98	0.96	0.94	0.92
20˚C (68˚F)	1.01	0.97	0.95	0.93	0.91
25˚C (77˚F)	1.00	0.96	0.94	0.92	0.90
30˚C (86˚F)	0.99	0.95	0.93	0.91	0.89
35˚C (95˚F)	0.98	0.94	0.92	0.90	0.88
40˚C (104˚F)	0.97	0.93	0.91	0.89	0.87

[1] Lumen maintenance values at 25˚C (77˚F) are calculated per TM-21 based on LM-80 data and in-situ luminaire testing. Luminaire ambient temperature factors (LATF) have been applied to all lumen maintenance factors. Please refer to the Temperature Zone Reference Document for outdoor average nighttime ambient conditions

[2] In accordance with IESNA TM-21-11, Projected Values represent interpolated value based on time durations that are within six times (6X) the IESNA LM-80-08 total test duration (in hours) for the device under testing ((DUT) i.e. the packaged LED chip)

[3] In accordance with IESNA TM-21-11, Calculated Values represent time durations that exceed six times (6X) the IESNA LM-80-08 total test duration (in hours) for the device under testing ((DUT) i.e. the packaged LED chip)

MINUTES OF A MEETING OF THE ARCHITECTURAL REVIEW BOARD OF THE CITY OF RIDGELAND, MISSISSIPPI

A meeting of the Architectural Review Board of the City of Ridgeland, Mississippi, (the "Board"), was duly called, held, and conducted on Tuesday, June 25, 2019, at 6:00 o'clock P.M. in the Ridgeland City Hall in the City of Ridgeland, Madison County, Mississippi.

The following members were present, to-wit:
Bill Dicken, Chairman
Tay Morgan
Robert Moore
Leigh Sullivan
Randy Lynn
Connie Suber
Lynette Praytor

Members Absent:
David Dunbar

Also attending:
Jordan Lohman, City Planner

The meeting was called to order by Chairman Dicken. Chairman Dicken led the invocation. It was determined by the members present that there was a quorum.

The first item on the agenda was **RIDGELAND PLACE - RENOVATIONS.** The project was presented by **Mr. Mike Duffey** with Balfour Beatty. The project is located at **879 William Blvd.** The applicant is requesting approval of architecture and site plan revisions to their existing location.

Chairman Dicken opened the floor for a motion. Lynette Praytor made a motion to approve the architectural review of the project as a 'major' agenda item with the recommendation that the first building be inspected and approved after painting prior to painting the entire property. Leigh Sullivan seconded the motion and a vote was taken thereon as follows:

Randy Lynn	Aye
Robert Moore	Aye
Lynette Praytor	Aye
Leigh Sullivan	Aye
Tay Morgan	Aye
Connie Suber	Aye
David Dunbar	Absent

Chairman Dicken then declared the motion to approve the architectural review of the project carried.

The second item on the agenda was **KFC - REMODEL.** The project was presented by **Mr. Joseph Cross** with Summit Properties. The project is located at **1068 E County Line Road.** The applicant is requesting approval of architectural renovations to their existing location.

Chairman Dicken opened the floor for a motion. Robert Moore made a motion to approve the architectural review of the project as a 'minor' agenda item. Randy Lynn seconded the motion and a vote was taken thereon as follows:

Randy Lynn	Aye
Robert Moore	Aye
Lynette Praytor	Aye
Leigh Sullivan	Aye
Tay Morgan	Aye
Connie Suber	Aye
David Dunbar	Absent

Chairman Dicken then declared the motion to approve the architectural review of the project carried.

The third item on the agenda was **HORNE BUILDING – PARKING CANOPIES.** The project was presented by **Mr. Alan Grant** with Dean and Dean. The project is located at **661 Sunnybrook Road.** The applicant is requesting approval of architectural site elements at a previously approved project.

Chairman Dicken opened the floor for a motion. Tay Morgan made a motion to approve the architectural review of the project as a 'minor' agenda item. Connie Suber seconded the motion and a vote was taken thereon as follows:

Randy Lynn	Aye
Robert Moore	Aye
Lynette Praytor	Aye
Leigh Sullivan	Aye
Tay Morgan	Aye
Connie Suber	Aye
David Dunbar	Absent

Chairman Dicken then declared the motion to approve the architectural review of the project carried.

The fourth item on the agenda was **ODYSSEY SHOPPING CENTER.** The project was presented by **Mr. Michael Wimberly** with Insight Group. The project is located at **731 S Pear Orchard Road.** The applicant is requesting approval of aesthetic revisions to an existing building.

Chairman Dicken opened the floor for a motion. Robert Moore made a motion to approve the architectural review of the project as a 'minor' agenda item. Leigh Sullivan seconded the motion and a vote was taken thereon as follows:

Randy Lynn	Aye
Robert Moore	Aye
Lynette Praytor	Aye
Leigh Sullivan	Aye
Tay Morgan	Aye
Connie Suber	Aye
David Dunbar	Absent

Chairman Dicken then declared the motion to approve the architectural review of the project carried.

The fifth item on the agenda was **HOLIDAY INN & TRU BY HILTON - RESUBMITTAL.** The project was presented by **Mr. Bobby Gill** with Gill, Ladner, and Priest. The project is located at **I-55 Frontage Road.** The applicant is requesting re-approval of a previously approved project.

Chairman Dicken opened the floor for a motion. Randy Lynn made a motion to approve the architectural review of the project as a 'major' agenda item. Tay Morgan seconded the motion and a vote was taken thereon as follows:

Randy Lynn	Aye
Robert Moore	Aye
Lynette Praytor	Aye
Leigh Sullivan	Aye
Tay Morgan	Aye
Connie Suber	Aye
David Dunbar	Absent

Chairman Dicken then declared the motion to approve the architectural review of the project carried.

The sixth item on the agenda was **AUDI JAGUAR LANDROVER - RESUBMITTAL.** The project was presented by **Mr. John Wilke** with White Construction. The project is located at **I-55 Frontage Road.** The applicant is requesting re-approval and approval of revisions to a previously approved project.

Chairman Dicken opened the floor for a motion. Leigh Sullivan made a motion to approve the architectural review of the project as a 'major' agenda item. Robert Moore seconded the motion and a vote was taken thereon as follows:

Randy Lynn	Aye
Robert Moore	Aye
Lynette Praytor	Aye
Leigh Sullivan	Aye

Tay Morgan	Aye
Connie Suber	Aye
David Dunbar	Absent

Chairman Dicken then declared the motion to approve the architectural review of the project carried.

The seventh item on the agenda was **CENTRAL MISSISSIPPI REALTORS.** The project was presented by **Mr. Daniel Wooldridge** with Wooldridge Architecture. The project is located at **Sunnybrook Road.** The applicant is requesting approval architecture and site plan for a new office building.

Chairman Dicken opened the floor for a motion. Lynette Praytor made a motion to approve the architectural review of the project as a 'major' agenda item with the recommendation that the site lighting be coordinated and approved prior to permitting. Randy Lynn seconded the motion and a vote was taken thereon as follows:

Randy Lynn	Aye
Robert Moore	Aye
Lynette Praytor	Aye
Leigh Sullivan	Aye
Tay Morgan	Aye
Connie Suber	Aye
David Dunbar	Absent

Chairman Dicken then declared the motion to approve the architectural review of the project carried.

The minutes from the May 14, 2019 meeting were then read and approved by the board. There being no further business to come before the board, the meeting was adjourned.

_____
Bill Dicken, Chairman

ATTEST:

_____
Connie Suber, Secretary

MINUTES OF A MEETING OF THE ARCHITECTURAL REVIEW BOARD OF THE CITY OF RIDGELAND, MISSISSIPPI

A meeting of the Architectural Review Board of the City of Ridgeland, Mississippi, (the "Board"), was duly called, held, and conducted on Tuesday, June 25, 2019, at 6:00 o'clock P.M. in the Ridgeland City Hall in the City of Ridgeland, Madison County, Mississippi.

The following members were present, to-wit:
Bill Dicken, Chairman
Tay Morgan
Robert Moore
Leigh Sullivan
Randy Lynn
Connie Suber
Lynette Praytor

Members Absent:
David Dunbar

Also attending:
Jordan Lohman, City Planner

The meeting was called to order by Chairman Dicken. Chairman Dicken led the invocation. It was determined by the members present that there was a quorum.

The first item on the agenda was **RIDGELAND PLACE - RENOVATIONS.** The project was presented by **Mr. Mike Duffey** with Balfour Beatty. The project is located at **879 William Blvd.** The applicant is requesting approval of architecture and site plan revisions to their existing location.

Chairman Dicken opened the floor for a motion. Lynette Praytor made a motion to approve the architectural review of the project as a 'major' agenda item with the recommendation that the first building be inspected and approved after painting prior to painting the entire property. Leigh Sullivan seconded the motion and a vote was taken thereon as follows:

Randy Lynn	Aye
Robert Moore	Aye
Lynette Praytor	Aye
Leigh Sullivan	Aye
Tay Morgan	Aye
Connie Suber	Aye
David Dunbar	Absent

Chairman Dicken then declared the motion to approve the architectural review of the project carried.

The second item on the agenda was **KFC - REMODEL.** The project was presented by **Mr. Joseph Cross** with Summit Properties. The project is located at **1068 E County Line Road.** The applicant is requesting approval of architectural renovations to their existing location.

Chairman Dicken opened the floor for a motion. Robert Moore made a motion to approve the architectural review of the project as a 'minor' agenda item. Randy Lynn seconded the motion and a vote was taken thereon as follows:

Randy Lynn	Aye
Robert Moore	Aye
Lynette Praytor	Aye
Leigh Sullivan	Aye
Tay Morgan	Aye
Connie Suber	Aye
David Dunbar	Absent

Chairman Dicken then declared the motion to approve the architectural review of the project carried.

The third item on the agenda was **HORNE BUILDING – PARKING CANOPIES.** The project was presented by **Mr. Alan Grant** with Dean and Dean. The project is located at **661 Sunnybrook Road.** The applicant is requesting approval of architectural site elements at a previously approved project.

Chairman Dicken opened the floor for a motion. Tay Morgan made a motion to approve the architectural review of the project as a 'minor' agenda item. Connie Suber seconded the motion and a vote was taken thereon as follows:

Randy Lynn	Aye
Robert Moore	Aye
Lynette Praytor	Aye
Leigh Sullivan	Aye
Tay Morgan	Aye
Connie Suber	Aye
David Dunbar	Absent

Chairman Dicken then declared the motion to approve the architectural review of the project carried.

The fourth item on the agenda was **ODYSSEY SHOPPING CENTER.** The project was presented by **Mr. Michael Wimberly** with Insight Group. The project is located at **731 S Pear Orchard Road.** The applicant is requesting approval of aesthetic revisions to an existing building.

Chairman Dicken opened the floor for a motion. Robert Moore made a motion to approve the architectural review of the project as a 'minor' agenda item. Leigh Sullivan seconded the motion and a vote was taken thereon as follows:

Randy Lynn	Aye
Robert Moore	Aye
Lynette Praytor	Aye
Leigh Sullivan	Aye
Tay Morgan	Aye
Connie Suber	Aye
David Dunbar	Absent

Chairman Dicken then declared the motion to approve the architectural review of the project carried.

The fifth item on the agenda was **HOLIDAY INN & TRU BY HILTON - RESUBMITTAL.** The project was presented by **Mr. Bobby Gill** with Gill, Ladner, and Priest. The project is located at **I-55 Frontage Road.** The applicant is requesting re-approval of a previously approved project.

Chairman Dicken opened the floor for a motion. Randy Lynn made a motion to approve the architectural review of the project as a 'major' agenda item. Tay Morgan seconded the motion and a vote was taken thereon as follows:

Randy Lynn	Aye
Robert Moore	Aye
Lynette Praytor	Aye
Leigh Sullivan	Aye
Tay Morgan	Aye
Connie Suber	Aye
David Dunbar	Absent

Chairman Dicken then declared the motion to approve the architectural review of the project carried.

The sixth item on the agenda was **AUDI JAGUAR LANDROVER - RESUBMITTAL.** The project was presented by **Mr. John Wilke** with White Construction. The project is located at **I-55 Frontage Road.** The applicant is requesting re-approval and approval of revisions to a previously approved project.

Chairman Dicken opened the floor for a motion. Leigh Sullivan made a motion to approve the architectural review of the project as a 'major' agenda item. Robert Moore seconded the motion and a vote was taken thereon as follows:

Randy Lynn	Aye
Robert Moore	Aye
Lynette Praytor	Aye
Leigh Sullivan	Aye

Tay Morgan	Aye
Connie Suber	Aye
David Dunbar	Absent

Chairman Dicken then declared the motion to approve the architectural review of the project carried.

The seventh item on the agenda was **CENTRAL MISSISSIPPI REALTORS.** The project was presented by **Mr. Daniel Wooldridge** with Wooldridge Architecture. The project is located at **Sunnybrook Road.** The applicant is requesting approval architecture and site plan for a new office building.

Chairman Dicken opened the floor for a motion. Lynette Praytor made a motion to approve the architectural review of the project as a 'major' agenda item with the recommendation that the site lighting be coordinated and approved prior to permitting. Randy Lynn seconded the motion and a vote was taken thereon as follows:

Randy Lynn	Aye
Robert Moore	Aye
Lynette Praytor	Aye
Leigh Sullivan	Aye
Tay Morgan	Aye
Connie Suber	Aye
David Dunbar	Absent

Chairman Dicken then declared the motion to approve the architectural review of the project carried.

The minutes from the May 14, 2019 meeting were then read and approved by the board. There being no further business to come before the board, the meeting was adjourned.

_____
Bill Dicken, Chairman

ATTEST:

_____
Connie Suber, Secretary

Holiday Inn
Express
& Suites
Holiday Inn
Express
& Suites

GENERAL NOTES (EXT ELEV)

1. REFER TO CIVIL PLAN FOR FINISHED GRADE
2

Finish Schedule

EXT_ WHITE	EIFS White SW 7006 Extra White
EXT_AL	Aluminum Thermal Broken Frame - Clear Anodized Finish
EXT_BR 1	Brick Veneer, Color Slate Gray
EXT_BR 2	Brick Veneer, Color Steel Gray
EXT_BR 3	Brick Veneer, Color Glacier White
EXT_BR 4	Brick Veneer, Color Mocha Brown Ironspot

KEY NOTE EXT ELEVATIONS

- Key Number	Key Note
03.01	PRECAST CONCRETE BASE
05.01	ALUMINUM SUNSHADE
05.02	HOLLOW METAL DOOR SYSTEM
06.01	EIFS BAND (WHITE)
06.02	WOOD GUARDRAIL / FENCE
07.01	ALUM COPING GRAVEL STOP, KYNAR FINISHED, MILL FINISH. TYP.
08.01	ALUM FIXED WINDOW, THERMALLY BROKEN FRAME, INSULATED GLAZING, ALUM LOUVER. TYP.
08.02	ALUM FIXED WINDOW, THERMAL BROKEN FRAMES, INSULATED GLAZING. TYP.
08.03	ALUM STOREFRONT SYSTEM WITH THERMAL BROKEN FRAME AND INSULATED GLAZING. TYP.
08.04	ALUM PTAC LOUVER, ANODIZED ALUM FINISH. TYP.
08.05	ALUM SLIDING ENTRY DOOR WITH MILL FINISH AND INSUL GLAZING. TYP.
09.01	2" REVEAL, TYP.
10.01	EXTERIOR SIGNAGE - REFER TO IHG EXTERIOR SIGNAGE SPECS. TYP.
11.01	ELEVATOR PENTHOUSE
22.01	COW TONGUE
22.02	WATER FEATURE
23.01	HEIGHT OF RTU VISUAL SCREEN SHALL HIDE VIEWS OF RTU FROM SURROUNDING ROADS. TYP.
26.01	EXT. LIGHTING. REFER TO ELEC LIGHTING PLANS. TYP.
31.01	APPROXIMATE LOCATION OF GRADE.

1 A400 **North Elevation**
3/32" = 1'-0"

2 A400 **West Elevation**
3/32" = 1'-0"

MISSISSIPPI COA: 4220

No.	DESCRIPTION	DATE

Holiday Inn Express Hotel West Ridgeland Avenue Ridgeland, Mississippi 39157 Heritage Hospitality Group

InterContinental Hotels Group

dlw architects
542 Douglas Avenue
Dunedin, FL 34698
727.736.6000
www.dlwarchitects.com
established 1981

Copyright Davis, Walker and Associates, P.A. Duplication or reproduction by any means without the express written consent of Davis, Walker and Associates, P.A. is a violation of Federal and International law. The information contained on this document are the intellectual property of Davis, Walker and Associates, P.A. and all rights thereto are Reserved.

DRAWN	TC
EDIT DATE	2/21/2018 3:43:07 PM
ISSUE DATE	01/08/18
SCALE	3/32" = 1'-0"
JOB NUMBER	16-033
PROJECT STATUS	BID AND PERMIT SET
SHEET NAME	BUILDING ELEVATIONS
LOCATION / INNCODE	**L18990 / JNSAR**
SHEET NUMBER	**A400**

GENERAL NOTES (EXT ELEV)

1. REFER TO CIVIL PLAN FOR FINISHED GRADE
2

Finish Schedule

EXT_ WHITE	EIFS White SW 7006 Extra White
EXT_AL	Aluminum Thermal Broken Frame - Clear Anodized Finish
EXT_BR 1	Brick Veneer, Color Slate Gray
EXT_BR 2	Brick Veneer, Color Steel Gray
EXT_BR 3	Brick Veneer, Color Glacier White
EXT_BR 4	Brick Veneer, Color Mocha Brown Ironspot

KEY NOTE EXT ELEVATIONS

Key Number	Key Note
03.01	PRECAST CONCRETE BASE
05.01	ALUMINUM SUNSHADE
05.02	HOLLOW METAL DOOR SYSTEM
06.01	EIFS BAND (WHITE)
06.02	WOOD GUARDRAIL / FENCE
07.01	ALUM COPING GRAVEL STOP, KYNAR FINISHED, MILL FINISH. TYP.
08.01	ALUM FIXED WINDOW, THERMALLY BROKEN FRAME, INSULATED GLAZING, ALUM LOUVER. TYP.
08.02	ALUM FIXED WINDOW, THERMAL BROKEN FRAMES, INSULATED GLAZING. TYP.
08.03	ALUM STOREFRONT SYSTEM WITH THERMAL BROKEN FRAME AND INSULATED GLAZING. TYP.
08.04	ALUM PTAC LOUVER, ANODIZED ALUM FINISH. TYP.
08.05	ALUM SLIDING ENTRY DOOR WITH MILL FINISH AND INSUL GLAZING. TYP.
09.01	2" REVEAL, TYP.
10.01	EXTERIOR SIGNAGE - REFER TO IHG EXTERIOR SIGNAGE SPECS. TYP.
11.01	ELEVATOR PENTHOUSE
22.01	COW TONGUE
22.02	WATER FEATURE
23.01	HEIGHT OF RTU VISUAL SCREEN SHALL HIDE VIEWS OF RTU FROM SURROUNDING ROADS. TYP.
26.01	EXT. LIGHTING. REFER TO ELEC LIGHTING PLANS. TYP.
31.01	APPROXIMATE LOCATION OF GRADE.

4 A401 **East Elevation**
3/32" = 1'-0"

6 A401 **South Elevation**
3/32" = 1'-0"

MISSISSIPPI COA: 4220

No.	DESCRIPTION	DATE

Holiday Inn Express Hotel West Ridgeland Avenue Ridgeland, Mississippi 39157 Heritage Hospitality Group

InterContinental Hotels Group

Holiday Inn Express & Suites

dlw architects
542 Douglas Avenue
Dunedin, FL 34698
727.736.6000
www.dlwarchitects.com
established 1981

DRAWN	TC
EDIT DATE	2/21/2018 3:43:28 PM
ISSUE DATE	01/08/18
SCALE	3/32" = 1'-0"
JOB NUMBER	16-033
PROJECT STATUS	BID AND PERMIT SET
SHEET NAME	BUILDING ELEVATIONS
LOCATION / INNCODE	L18990 / JNSAR
SHEET NUMBER	A401

Copyright Dwiggins, Wallace and Associates, P.A. Exploitation or reproduction by any means without the express written consent of Dwiggins, Wallace and Associates, P.A. and all rights thereto are reserved.

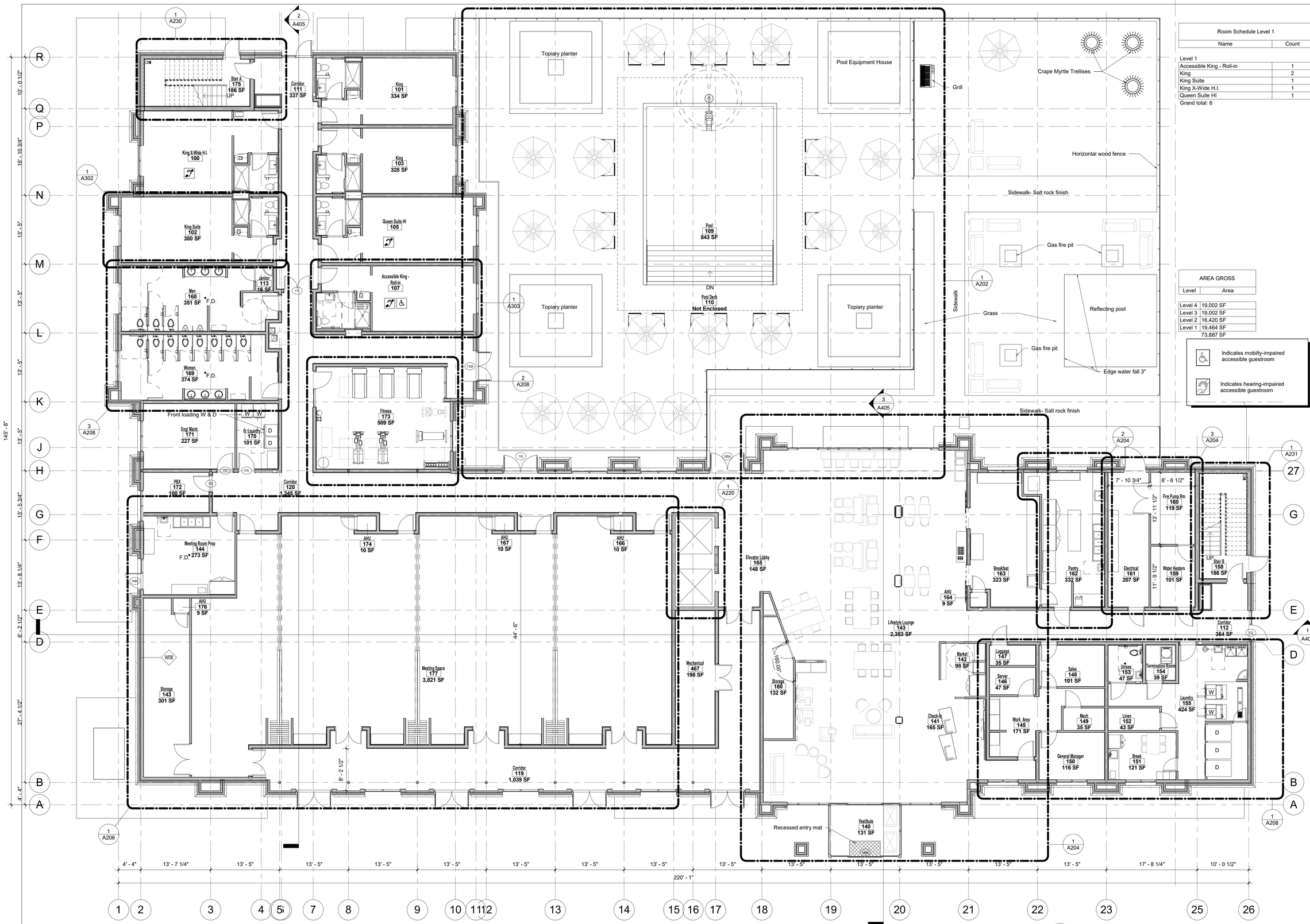

1 A101 **FIRST FLOOR PLAN**
1/8" = 1'-0"

Room Schedule Level 1	
Name	Count
Level 1	
Accessible King - Roll-in	1
King	2
King Suite	1
King X-Wide H.I.	1
Queen Suite HI	1
Grand total: 6	

AREA GROSS	
Level	Area
Level 4	19,002 SF
Level 3	19,002 SF
Level 2	16,420 SF
Level 1	19,464 SF
	73,887 SF

Indicates mobilty-impaired accessible guestroom

Indicates hearing-impaired accessible guestroom

MISSISSIPPI COA: 4220

No.	DESCRIPTION	DATE

Holiday Inn Express Hotel West Ridgeland Avenue Ridgeland, Mississippi 39157 Heritage Hospitality Group

InterContinental Hotels Group

Holiday Inn Express & Suites

dlw architects
542 Douglas Avenue
Dunedin, FL 34698
727.736.6000
www.dlwarchitects.com
established 1981

Copyright: David L. Wallace and Associates, P.A. Duplication or reproduction by any means without the express written consent of David L. Wallace and Associates, P.A. is a violation of federal and international law. The information contained in this document are the intellectual property of David L. Wallace and Associates, P.A. and all rights therein are reserved.

DRAWN	JF / IM / KC / LL
EDIT DATE	1/19/2018 9:54:03 AM
ISSUE DATE	01/08/18
SCALE	1/8" = 1'-0"
JOB NUMBER	16-033
PROJECT STATUS	DESIGN DEVELOPEMENT
SHEET NAME	1ST FLOOR OVERALL PLAN
LOCATION / INNCODE	

SHEET NUMBER
A101

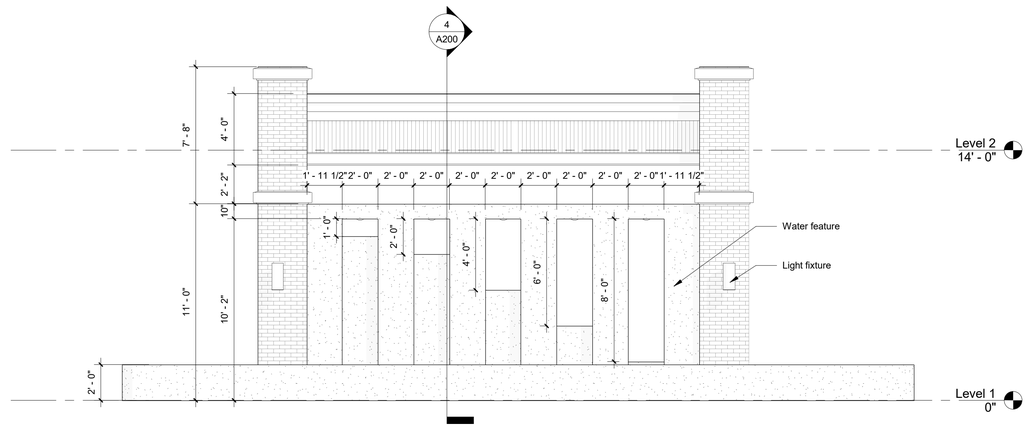

5 A200 **Porte Cochere Front Elevation**
1/4" = 1'-0"

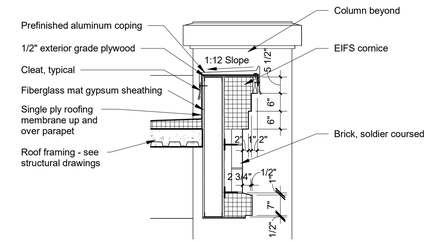

3 A200 **Porte Cochere Parapet Detail**
1/2" = 1'-0"

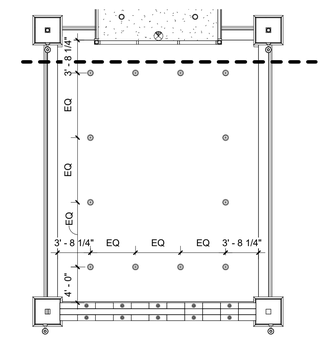

2 A200 **Porte Cochere RCP**
1/8" = 1'-0"

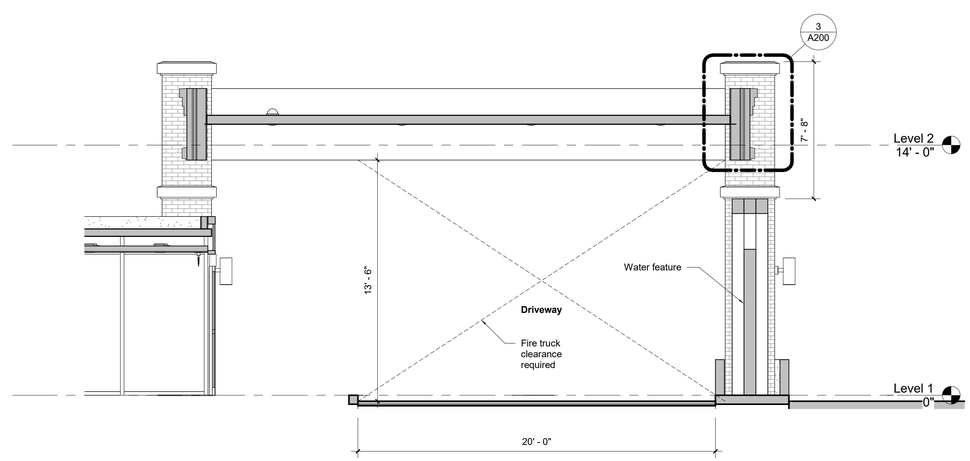

4 A200 **Porte Cocere Section**
1/4" = 1'-0"

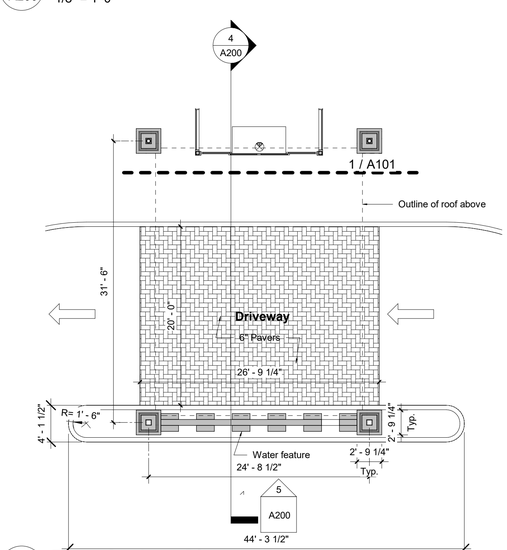

1 A200 **Porte Cochere Plan**
1/8" = 1'-0"

MISSISSIPPI COA: 4220

No.	DESCRIPTION	DATE

Holiday Inn Express Hotel
West Ridgeland Avenue
Ridgeland, Mississippi 39157
Heritage Hospitality Group

InterContinental Hotels Group

dlw architects
542 Douglas Avenue
Dunedin, FL 34698
727.736.6000
www.dlwarchitects.com
established 1981

DRAWN	MH
EDIT DATE	2/8/2018 11:47:01 AM
ISSUE DATE	01/08/18
SCALE	As indicated
JOB NUMBER	16-033
PROJECT STATUS	DESIGN DEVELOPEMENT
SHEET NAME	PORT COCHERE
LOCATION / INNCODE	L18990 / JNSAR
SHEET NUMBER	A200

Copyright Dwarc, Wallace and Associates, P.A. Duplication or reproduction by any means without the express written consent of Dwarc, Wallace and Associates, P.A. is a violation of Federal and International law. The information contained in this document are the intellectual property of Dwarc, Wallace and Associates, P.A. and all rights therein are Reserved.

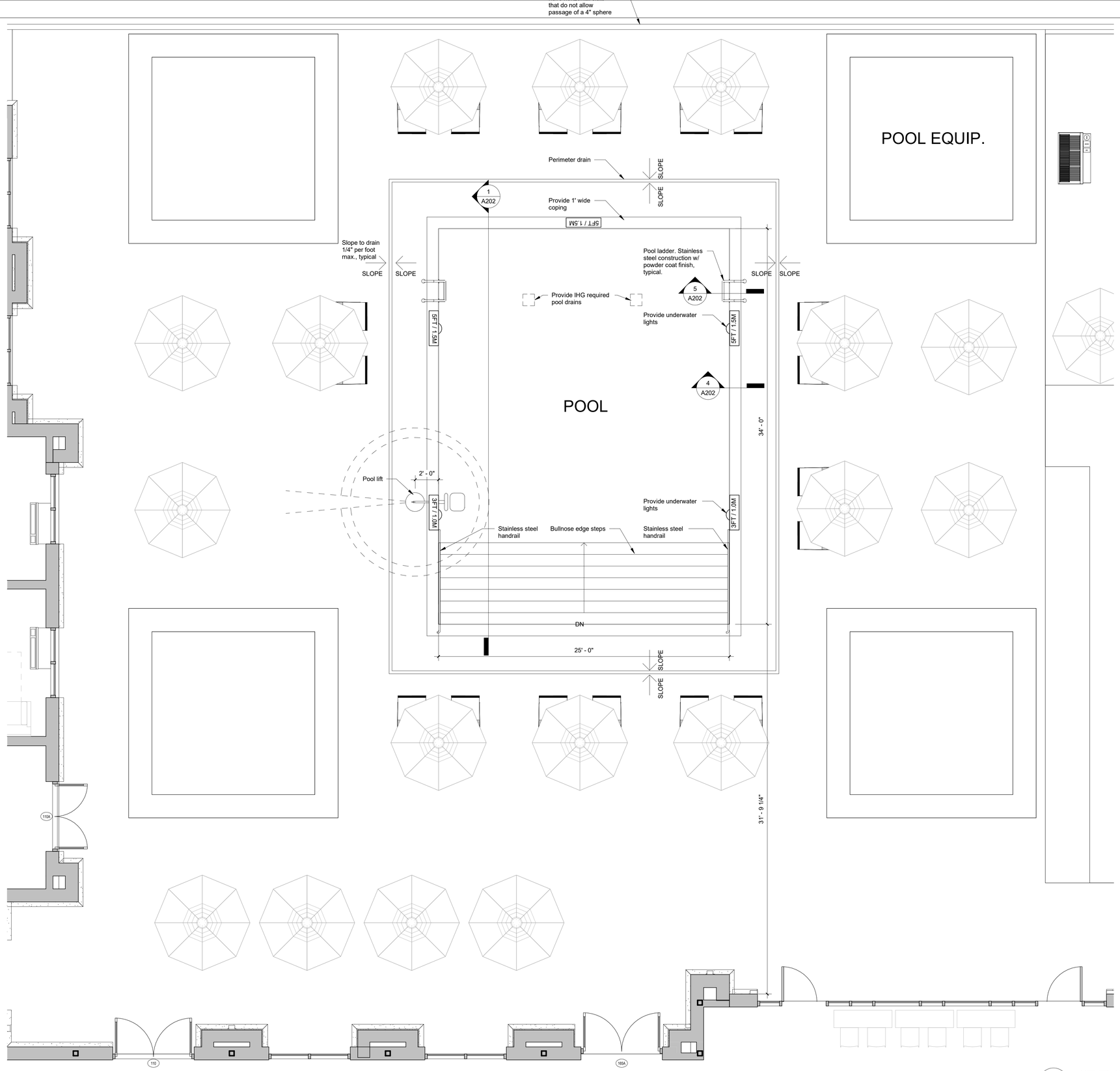

1 A201 **1ST FLOOR - POOL PLAN**
1/4" = 1'-0"

MISSISSIPPI COA: 4220

No.	DESCRIPTION	DATE

Holiday Inn Express Hotel
West Ridgeland Avenue
Ridgeland, Mississippi 39157
Heritage Hospitality Group

InterContinental Hotels Group

Holiday Inn Express & Suites

Copyright, Dean L. Wallace and Associates, P.A. Duplication or reproduction by any means without the express written consent of Dean L. Wallace and Associates, P.A. is a violation of Federal and International law. The information contained in this document are the intellectual property of Dean L. Wallace and Associates, P.A. and all rights therein are Reserved.

dlw
architects
542 Douglas Avenue
Dunedin, FL 34698
727.736.6000
www.dlwarchitects.com
established 1981

DRAWN	MH
EDIT DATE	2/8/2018 11:47:03 AM
ISSUE DATE	01/08/18
SCALE	1/4" = 1'-0"
JOB NUMBER	16-033
PROJECT STATUS	DESIGN DEVELOPEMENT
SHEET NAME	POOL PLAN
LOCATION / INNCODE	L18990 / JNSAR
SHEET NUMBER	A201

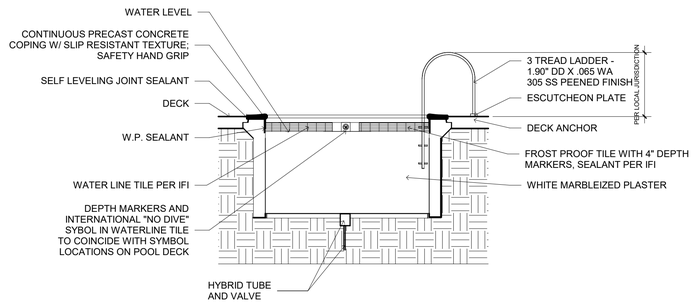

5 A202 **Pool Ladder Section**
1/4" = 1'-0"



3 A202 **Pool Depth Marker Detail**
1 1/2" = 1'-0"

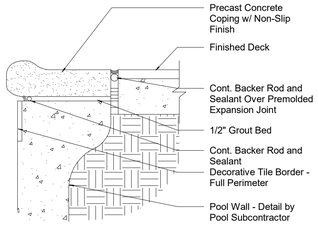

4 A202 **Pool Coping Detail**
1/4" = 1'-0"

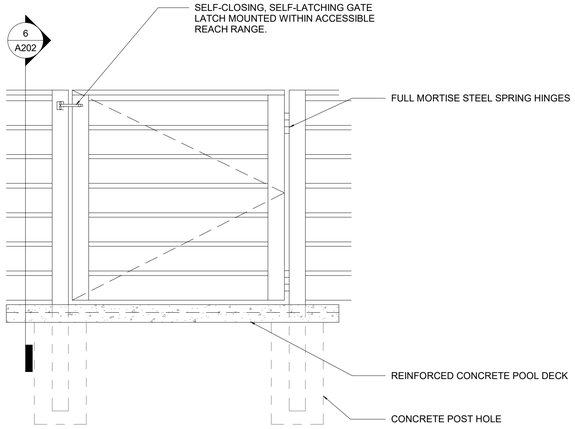

2 A202 **Pool Gate Detail**
1/4" = 1'-0"

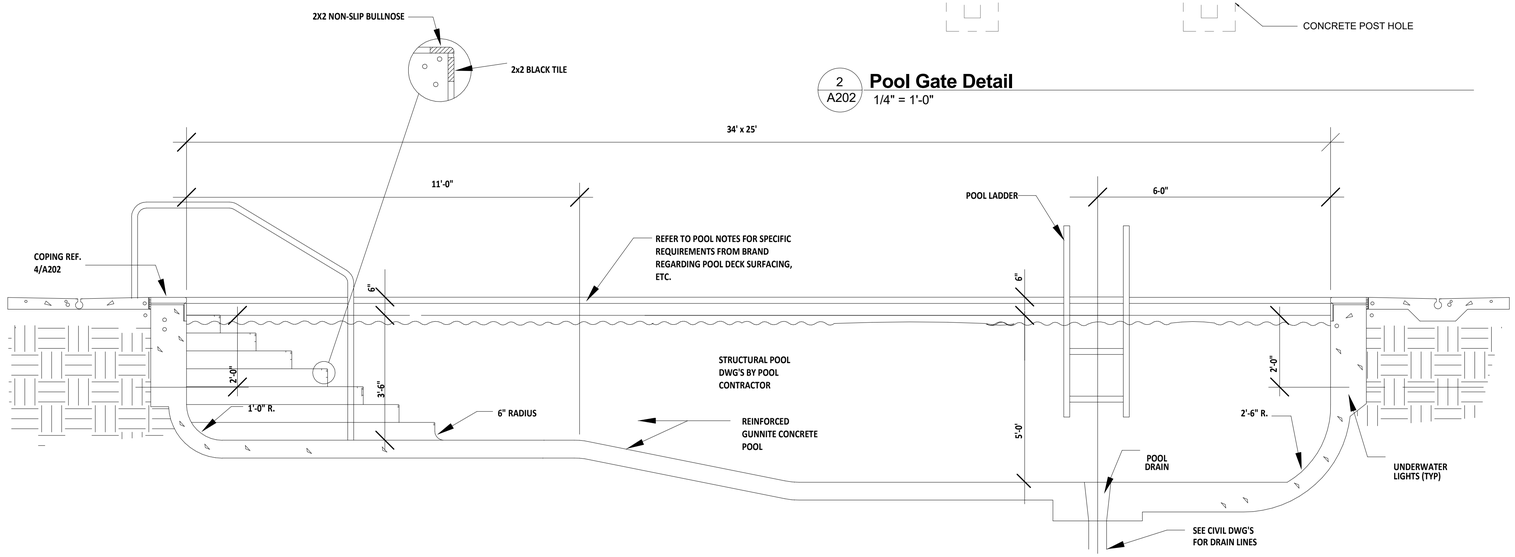

1 A202 **Pool Plan Section**
1/2" = 1'-0"

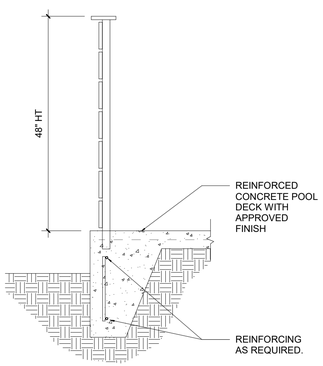

6 A202 **Pool Rail Detail**
1/4" = 1'-0"

MISSISSIPPI COA: 4220

No.	DESCRIPTION	DATE

Holiday Inn Express Hotel
West Ridgeland Avenue
Ridgeland, Mississippi 39157
Heritage Hospitality Group

InterContinental Hotels Group

Holiday Inn Express & Suites

Copyright: David L. Wallace and Associates, P.A. Duplication or reproduction by any means without the express written consent of David L. Wallace and Associates, P.A. is a violation of Federal and International law. The information contained in this document are the intellectual property of David L. Wallace and Associates, P.A. and all rights therein are Reserved.

dlw architects
542 Douglas Avenue
Dunedin, FL 34698
727.736.6000
www.dlwarchitects.com
established 1981

DRAWN	JYF / MH
EDIT DATE	2/8/2018 11:47:05 AM
ISSUE DATE	01/08/18
SCALE	As indicated
JOB NUMBER	16-033
PROJECT STATUS	DESIGN DEVELOPEMENT
SHEET NAME	POOL SECTION & DETAILS
LOCATION / INNCODE	L18990 / JNSAR
SHEET NUMBER	A202

Holiday Inn
Express
& Suites
Holiday Inn
Express
& Suites

Holiday In
Express
& Suites

Holiday
Express
& Suites

Holiday Inn
Express
& Suites

Holiday In
Express
& Suites

Holiday
Express
& Suites

Holiday Inn
Express
& Suites

Family of Signs

Ground Signs

Primary Signs

Pylon Signs

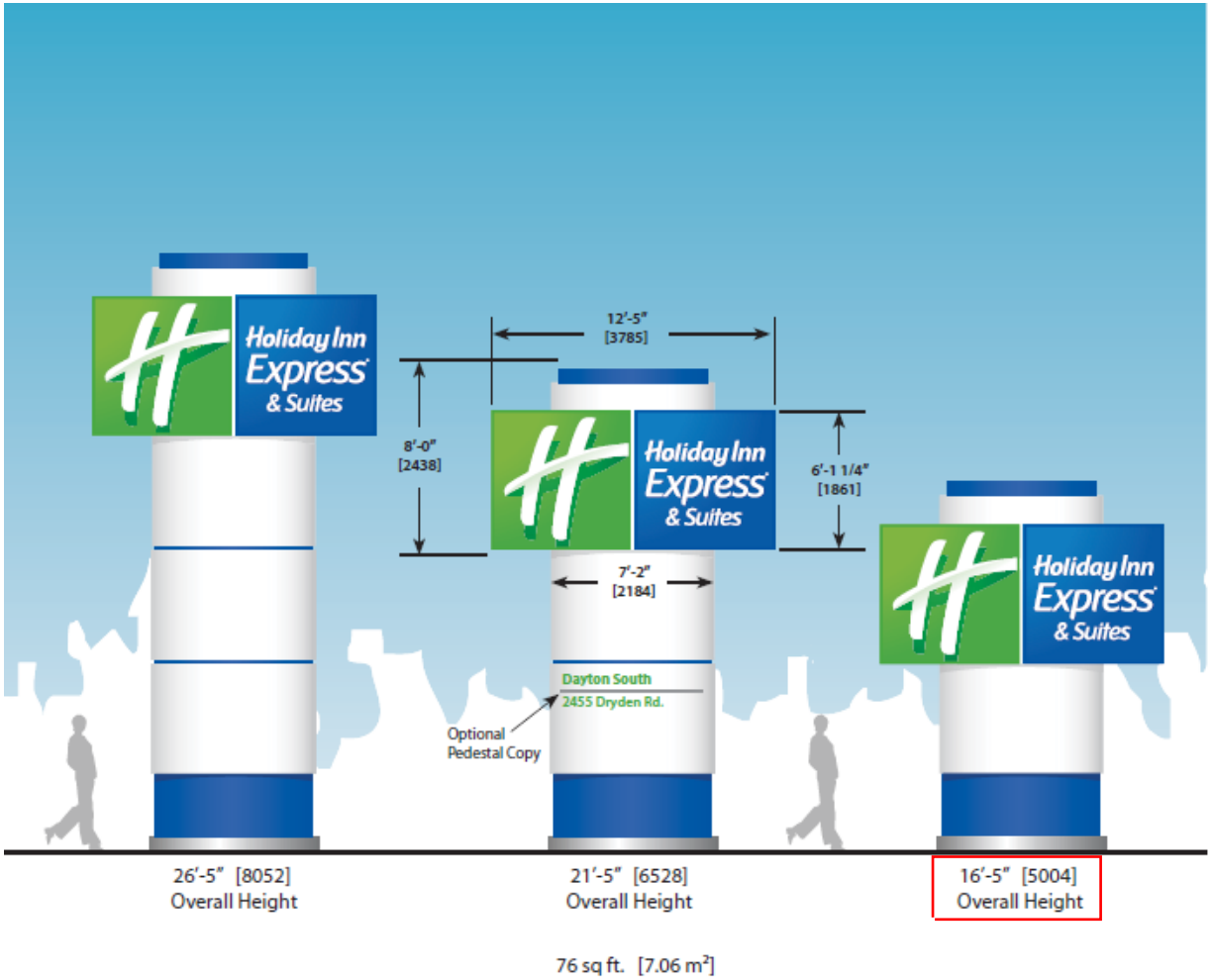

Sign Model XPS-76
Pylon & Monument Signs

Family of Signs

Building Signs

Primary Signs

Building Lettersets

NOTE: Do not sheetrock behind signs until the install is complete. Inquire with suppliers about having the signs pre-wired during construction so the walls can be closed up.

Sign Model *	XLS-LM-3	XLS-LM-4	XLS-LM-5	XLS-LM-6	XLS-LM-7	XLS-LM-8	XLS-LM-9	XLS-LM-10
A	3'-1" [940]	4'-1" [1245]	5'-1" [1549]	6'-1" [1854]	7'-1" [2159]	8'-1" [2464]	9'-1" [2769]	10'-1" [3073]
B	23'-2" [7061]	30'-8 1/2" [9360]	38'-2 1/2" [11646]	45'-9" [13945]	53'-3" [16231]	60'-9" [18517]	68'-3 1/2" [20815]	75'-9 1/2" [23101]
C	1'-6 1/4" [464]	2'-0" [610]	2'-6" [762]	3'-0" [914]	3'-6" [1067]	4'-0" [1219]	4'-5 3/4" [1365]	4'-11 3/4" [1518]
sq ft [m²] †	48 [4.45]	84 [7.80]	130 [12.08]	186 [17.28]	252 [23.41]	328 [30.47]	415 [38.55]	511 [47.47]

* Face color is designated by appending a "W" for white faces or a "D" for dark faces
† Area is determined by bounding box around graphics

IHG recommends dropping the "& Suites" portion of building lettersets on smaller sign models. This allows for larger Holiday Inn Express letters. See pages 21-26.

Linear Layout with Monogram
Building Letters

tru
by HILTON

tru
by HILTON

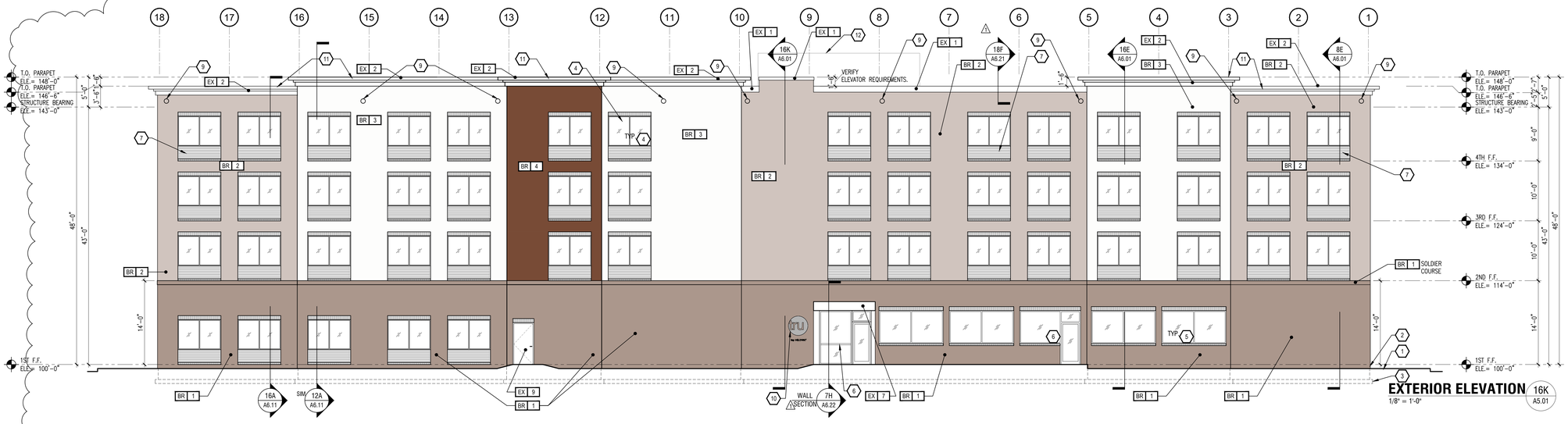

EXTERIOR ELEVATION 16K A5.01
1/8" = 1'-0"

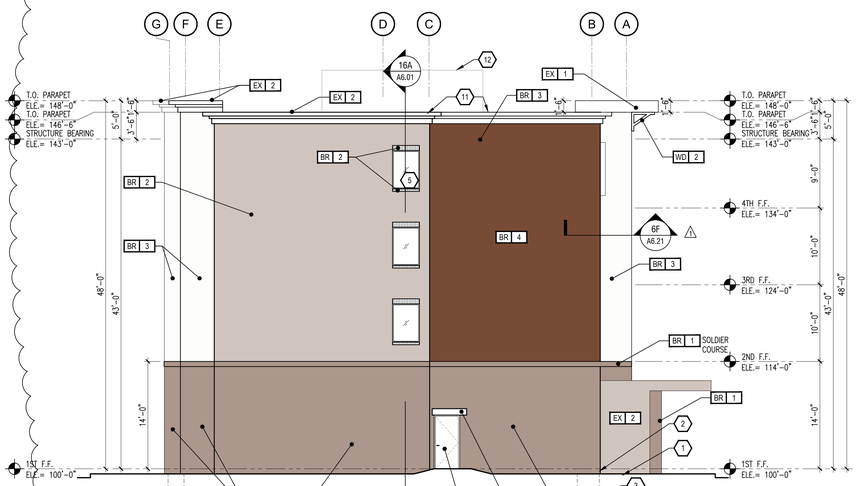

EXTERIOR ELEVATION 6E A5.01
1/8" = 1'-0"

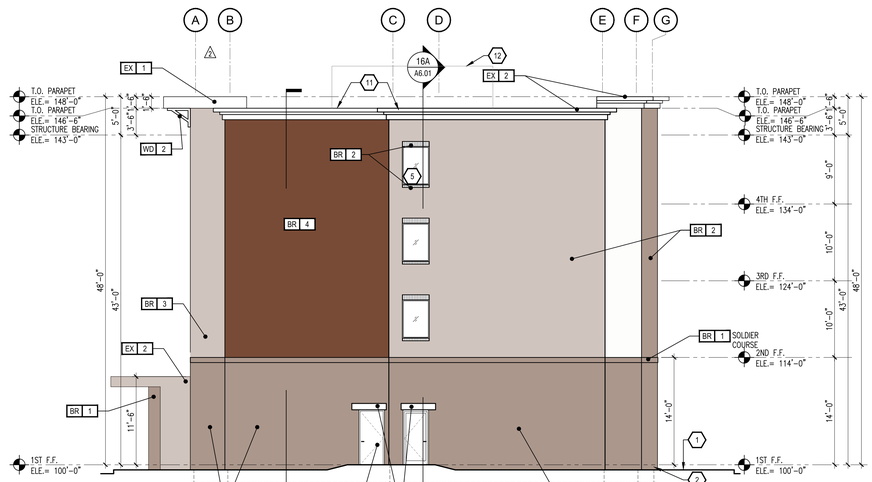

EXTERIOR ELEVATION 12E A5.01
1/8" = 1'-0"

COLOR DIAGRAM 16E A5.01
1/8" = 1'-0"

RECESSES W/ EXTERIOR FINISH EX-4

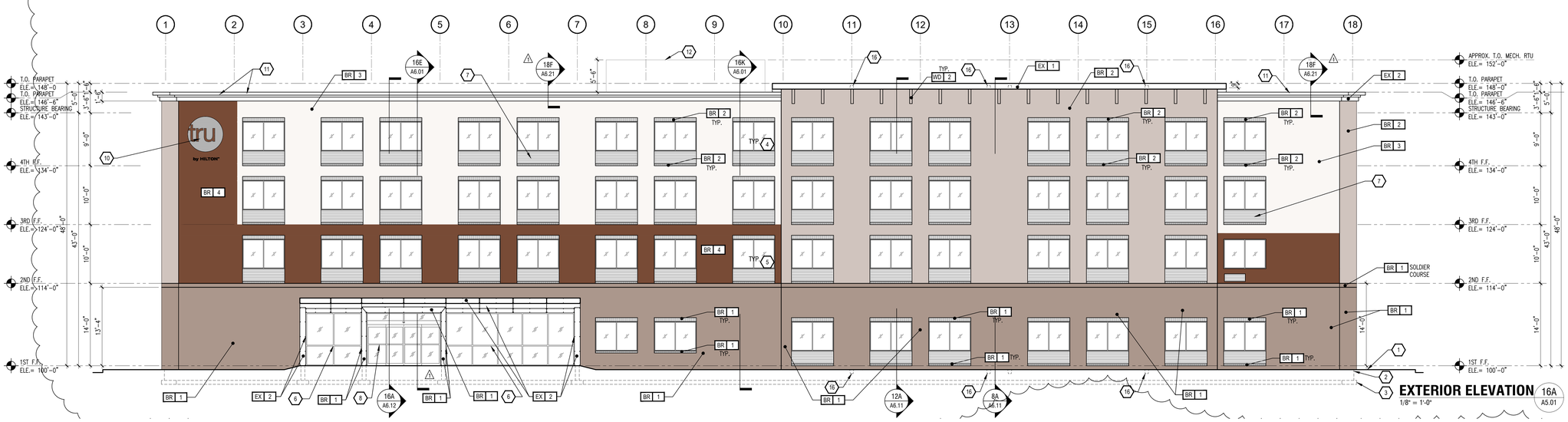

EXTERIOR ELEVATION 16A A5.01
1/8" = 1'-0"

KEY NOTES:

1. APPROXIMATE LINE OF GRADE
2. ABOVE GRADE EXPOSED FOUNDATION WALL
3. CONCRETE FOOTING AND FOUNDATION WALL AS REQUIRED PER LOCAL FROST DEPTHS
4. ALUMINUM FIXED WINDOW W/ THERMAL BROKEN FRAME, INSULATED GLAZING WITH INTEGRAL ALUMINUM LOUVER AT PTAC UNITS
5. ALUMINUM FIXED WINDOW W/ THERMAL BROKEN FRAME, INSULATED GLAZING
6. ALUMINUM STOREFRONT SYSTEM W/ THERMAL BROKEN FRAME AND INSULATED GLAZING
7. ALUMINUM PTAC LOUVER- COLOR TO MATCH ADJACENT MATERIAL
8. ALUMINUM SLIDING ENTRY DOOR W/ INSULATED GLAZING
9. OPTIONAL OVERFLOW SCUPPER BASIS OF DESIGN NEOSCO MFG INC. - MODEL # SCTF14R
10. SIGNAGE -REFER TO **TRU BY HILTON EXTERIOR SIGNAGE SPECIFICATIONS**
11. KYNAR FINISH ALUMINUM COPING/ GRAVEL STOP SYSTEM –COLOR TO MATCH ADJACENT MATERIAL
12. ROOF TOP UNITS TO BE SCREENED WITH ENVISOR SCREENS FROM CITYSCAPESINC.COM OR SIMILAR. VERTICAL SYSTEM, BRICK PANEL DESIGN, STEP 2 TRIM, SHADOW GRAY COLOR. PROVIDE SUBMITTAL TO OWNER AND CDV PRIOR TO PURCHASING.
13. EXPANSION JOINT @ FLOOR LINE W/ BACKER ROD AND SEALANT
14. BUILDING HEIGHT DIMENSIONS ARE BASED ON WOOD FRAME CONSTRUCTION
15. NOT USED
16. DOWNLIGHT & IN-GROUND UPLIGHT

BUILDING SIGNAGE:

ALL SIGNAGE SHOWN FOR ILLUSTRATIVE PURPOSES ONLY - LOCATION SIZE, ETC. TO BE DETERMINED ON AN INDIVIDUAL PROJECT BASIS

MINIMUM 3/4" PLYWOOD BACKER BOARD REQUIRED AT SIGN LOCATIONS- AREA SHOULD COVER ENTIRE LENGTH AND HEIGHT OF FASCIA OR SPACE AVAILABLE FOR SIGN

ELECTRICAL AND FINAL CONNECTION BY CONTRACTOR - ELECTRICAL REQUIREMENTS MAY BE OBTAINED FROM SIGN COMPANY - TYPICAL 120V REQUIREMENT

RACEWAYS/ WIREWAYS ARE NOT ALLOWED

PERMANENT ACCESS DOORS TO INTERIOR OF ALL PARAPETS WHERE SIGNS ARE LOCATED TO BE PROVIDED BY CONTRACTOR - CONTRACTOR TO FURNISH AND CONNECT PRIMARY ELECTRICAL SERVICE INSIDE PARAPET WALL

GUESTROOMS OR PUBLIC SPACES WITH SIGNAGE ON EXTERIOR WALLS MUST HAVE ELECTRICAL PENETRATIONS AND/ OR INSTALLED PRIOR TO CLOSING UP THE WALL - PENETRATION LAYOUT MAY BE OBTAINED FROM SIGN COMPANY

⚠ALERT:

REFER TO ARCHITECTURAL FINISHES AND FIXTURE SPECIFICATIONS FOR COLOR CODING.
1 - COLOR 1
2 - COLOR 2
3 - COLOR 3
4 - COLOR 4
5 - COLOR 5

FINISH LEGEND:

COORDINATE FOR MINIMUM EXTERIOR CONTINUOUS INSULATION THICKNESS / R-VALUE REQUIREMENTS IN ACCORDANCE WITH ADOPTED ENERGY CODE REQUIREMENTS FOR ALL CLADDING AREAS.

WD 1	NOT USED
WD 2	WOOD BRACKETS - PROVIDE COLOR AND FINISH OPTIONS TO OWNER/ HILTON
EX 2	EIFS - CROWN MOLDING - COLOR SW 6142 MACADAMIA OR SIMILAR
BR 1	BRICK VENEER, COLOR = SLATE GRAY - BRICK.COM
BR 2	BRICK VENEER, COLOR = STEEL GRAY - BRICK.COM
BR 3	BRICK VENEER, COLOR = GLACIER WHITE - BRICK.COM
BR 4	BRICK VENEER, COLOR = CHARCOAL GRAY OR AUTUMN GOLD - BRICK.COM

⚠ALERT:

REFER TO ARCHITECTURAL FINISHES AND FIXTURE SPECIFICATIONS FOR EX - NUMBER COLOR CODING INFORMATION.

GENERAL NOTES:

1. REFER TO TRU BY HILTON STANDARDS MANUAL ARCHITECTURAL FIXTURES AND FINISHES FOR ADDITIONAL INFORMATION REGARDING EXTERIOR MATERIALS, CONSTRUCTION REQUIREMENTS AND SIGNAGE REQUIREMENTS.
2. BUILDING HEIGHT DIMENSIONS ARE BASED ON WOOD FRAME CONSTRUCTION. THESE DIMENSIONS WILL VARY BASED ON FINAL BUILDING CONSTRUCTION. INTERIOR CEILING HEIGHTS ARE CRITICAL TO MAINTAIN AS MINIMUMS.

⚠ REV. COMMENTS NO. 3
REVISED BUILDING ELEVATIONS BY REMOVING ONE FLOOR.
REVISED FLOOR TO FLOOR HEIGHTS.
REVISED STRUCTURE BEARING ELEVATION.
REVISED ALL PARAPET HEIGHTS.
REVISED ALL EXTERIOR FINISH MATERIALS.

Siddharth Parekh, M. Arch. LEED AP BD+C

18218 E Morgans Bend Drive, Cypress, TX 77433
Phone: 832.878.1262
sid@parekharch.com

REGISTERED ARCHITECT SIDDHARTH PAREKH 4924 STATE OF MISSISSIPPI
01-03-2017

Project #:	1608
Issue Date:	10–26–2016
Principal Architect:	Sid Parekh
Project Architect Tech:	Marco T. Yanes Jr

CONSTRUCTION DOCUMENTS

REVISIONS:

No.	Description	Date
1	Rev. No.1 Comments	01–03–2017
2	Rev. No.2 Comments	01–20–2017
3	Rev. No.3 Comments	03–10–2017

Ridgeland, Mississippi

W. Ridgeland Avenue and HWY INTERSTATE I-55, Ridgeland, MS 39157

tru by HILTON

TRU Project #: 16-150

SHEET TITLE:
BUILDING ELEVATIONS

SHEET NUMBER:
A5.01

The drawings and other information contained on this sheet are to be used in connection with the project located at the Project Address shown in the Title Block.

C:\Users\Marcus\Google Drive\Architecture\Parekh Architects\1608 – TRU – Ridgeland MS\Received\ParekhArchitects\2017\04-07-2017\ACAD-1608-TRU-Xref-BuildingElevations.dwg – Marcus' – Friday April 07, 2017, 11:46am – Copyright 2017

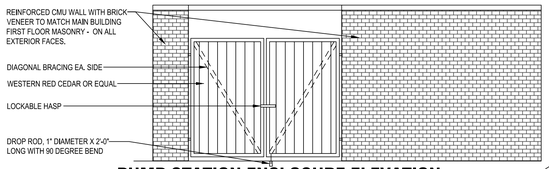

PUMP STATION ENCLOSURE ELEVATION
1/4" = 1'-0"
9N AS0.01



SEE STRUCTURAL PLANS FOR FOOTING AND DETAILS

PUMP STATION ENCLOSURE SECTION
1/4" = 1'-0"
9K AS0.01

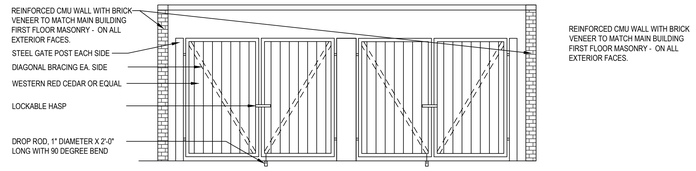

TRASH & RECYCLE ENCLOSURE ELEVATION
1/4" = 1'-0"
9M AS0.01



SEE STRUCTURAL PLANS FOR FOOTING AND DETAILS

TRASH & RECYCLE ENCLOSURE SECTION
1/4" = 1'-0"
9J AS0.01

NOTES:
1. VERIFY DRAINAGE REQUIREMENTS WITH HEALTH INSPECTOR
2. DUMPSTER ENCLOSURE EXTERIOR FINISH TO MATCH FINISH OF MAIN HOTEL / TOWER

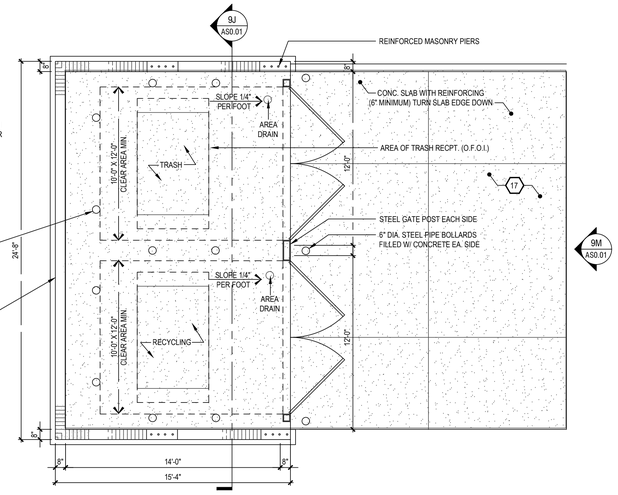

TRASH & RECYCLE ENCLOSURE ENLARGED PLAN
1/4" = 1'-0"
16J AS0.01

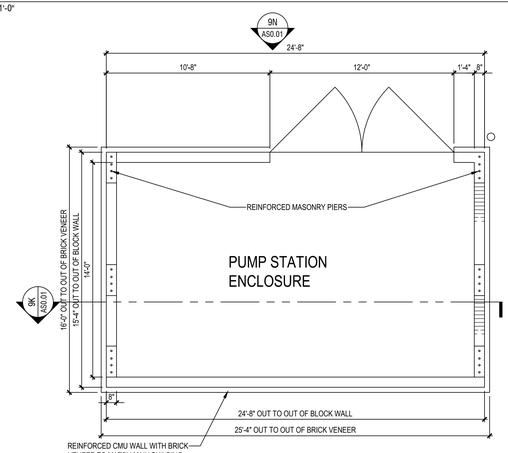

TRASH & RECYCLE ENCLOSURE ENLARGED PLAN
1/4" = 1'-0"
16K AS0.01

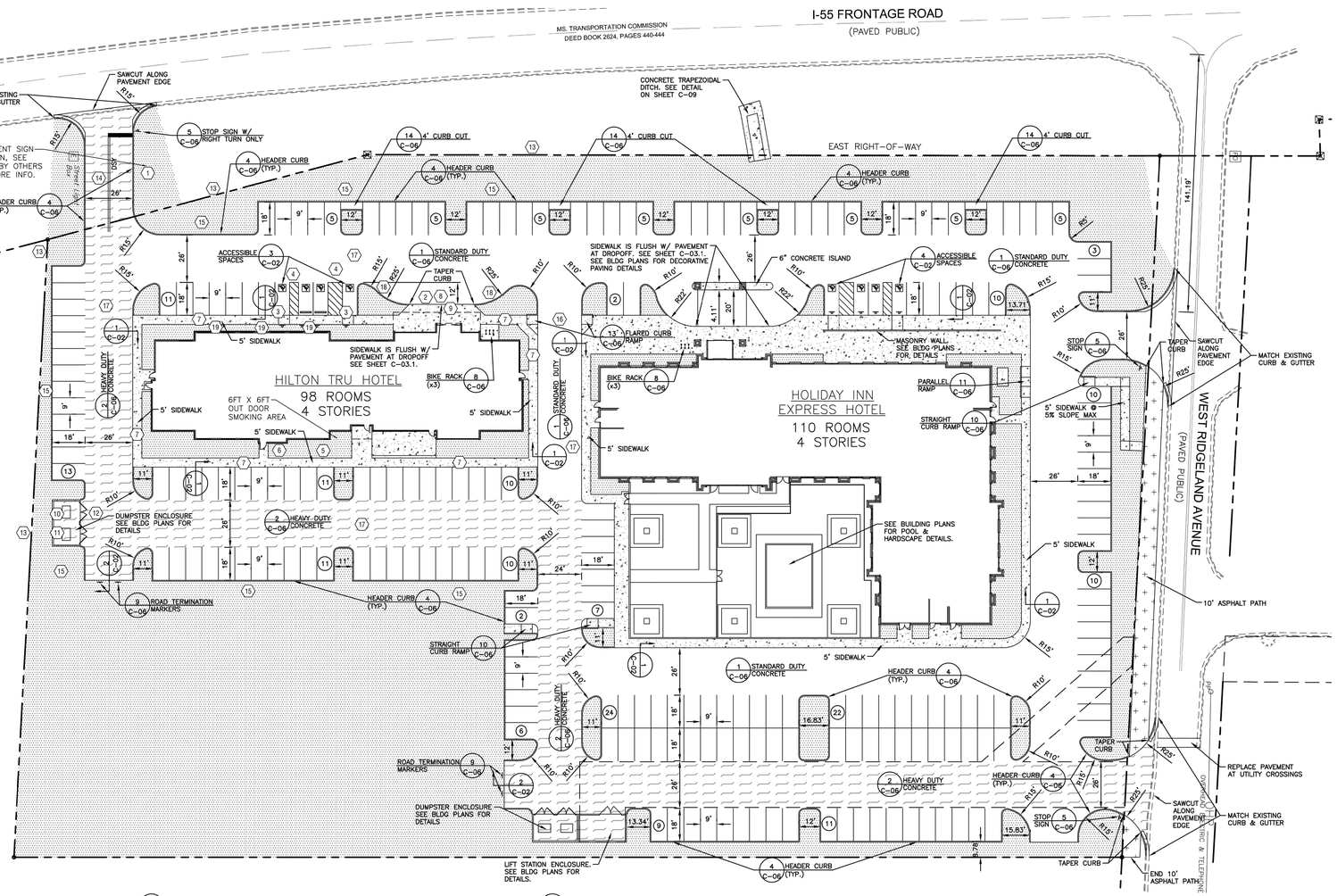

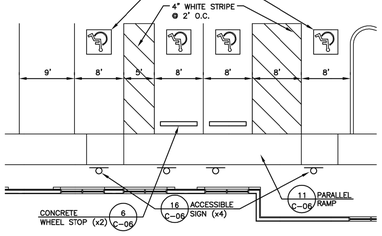

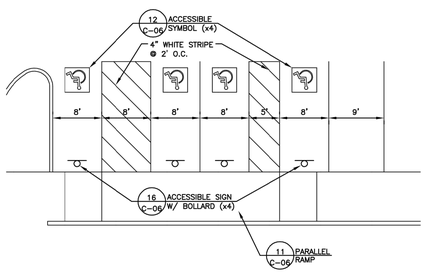

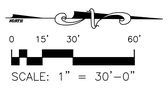

SCALE: 1" = 30'-0"

1 ARCHITECTURAL SITE PLAN
SCALE: 1"=30'-0"

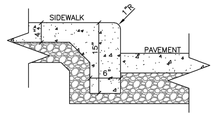

1 SIDEWALK TURNDOWN
N.T.S.

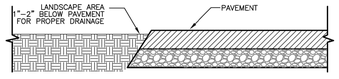

2 SECTION DETAIL
N.T.S.

PARKING & PAVING LEGEND	
PROPERTY LINE	
PROPOSED HEADER CURB	
EXISTING CURB & GUTTER	
DIRECTIONAL ARROW, PAINTED WHITE	
TRAFFIC SIGN	
LANDSCAPE AREA/ SODDED AREAS (SEE LANDSCAPE PLANS)	
STANDARD DUTY CONCRETE PAVEMENT	
HEAVY DUTY CONCRETE PAVEMENT	
ASPHALT PATH PAVEMENT	
WHITE STOP LINE (WSL) (24" WIDE)	
STRIPING:	
SINGLE SOLID WHITE (SSW)	
DOUBLE SOLID YELLOW (DSY)	
LIGHT POLE (SEE SITE ELECTRICAL PLANS)	

KEY NOTES:

1. MONUMENT SIGN LOCATION
2. ACCESSIBLE PASSENGER DROP OFF AREA: PROVIDE 8'-0" WIDE AND 20'-0" LONG SPACE (MIN) WITH ADJACENT 60" WIDE CLEAR ACCESS AISLE (REQUIRED CLEARANCES, SHOWN DASHED) - DROP OFF & ACCESS AISLE SHALL BE @ THE SAME LEVEL AS WALK & SHALL HAVE A SLOPE NOT TO EXCEED 1:48 (1:64 RECOMMENDED) - REFER TO THE HADG FOR MORE INFORMATION REGARDING ACCESSIBLE PASSENGER LOADING ZONES
3. ACCESSIBLE CURB RAMP TO MEET ALL ACCESSIBILITY REQUIREMENTS, MAXIMUM SLOPE OF RUN 1:12 (1:14 RECOMMENDED), MAXIMUM CROSS SLOPE OF 1:48 (1:64 RECOMMENDED), REFER TO THE HADG FOR FURTHER INFORMATION
4. ACCESSIBLE PARKING SPACES, SIGNAGE, LOGOS, WHEEL STOPS & ACCESS AISLES MUST MEET ALL ACCESSIBILITY REQUIREMENTS - PROVIDE SPACES IN SIZE, QUANTITY & LOCATIONS REQUIRED BY ACCESSIBILITY AND BY APPLICABLE CODES AS DETERMINED BY LOCAL JURISDICTION - PROVIDE A MAXIMUM SLOPE IN EITHER DIRECTION OF 1:48 (1:64 RECOMMENDED) - REFER TO HADG FOR FURTHER INFORMATION
5. PROPOSED TRANSFORMER & CONCRETE PAD LOCATION - ADJUST LOCATION AS REQUIRED TO MEET LOCAL CODES & UTILITY ACCESS
6. CONDENSING UNIT LOCATION
7. PAVED WALKWAY- SLOPE AWAY FROM BUILDING (MAX 2% CROSS SLOPE) -- BROOM FINISH CONCRETE
8. HATCH INDICATES SCORED CONCRETE (W/BROOM FINISH) OR DECORATIVE NON-SLIP PAVING MATERIAL - REFER TO TRU BY HILTON BRAND STANDARDS FOR SPECIFICATIONS (ACCEPTABLE MATERIALS INCLUDE BRICK, STONE, STAMPED CONCRETE PAVING) PROVIDE JOINTS AS SHOWN
9. LINE OF CANOPY ROOF ABOVE
10. DUMPSTER AND RECYCLING ENCLOSURE WITH GATE AND LOCKING HARDWARE - PROVIDE AREA DRAIN PER ENLARGED PLAN
11. OPTIONAL EXTERIOR STORAGE AREA IF OWNER DESIRES
12. REINFORCED CONCRETE PAD
13. PROPERTY LINE
14. CURB CUT & DRIVEWAY ACCESS - SIZE & LOCATE CURB CUTS & DRIVE AISLES PER LOCAL REQUIREMENTS - MAINTAIN APPROPRIATE SITE LINES
15. SITE LIGHTING: EXTERIOR POLE LIGHT. SEE ELECTRICAL PLANS
16. ACCESSIBLE ROUTE TO PUBLIC RIGHT OF WAY (1 REQUIRED). MAX. RUNNING SLOPE OF 1:20 AND MAX. CROSS SLOPE OF 1:48 (1:64 RECOMMENDED). ALL PAVED SURFACES, CURB RAMPS AND TRANSITIONS ALONG PATH TO MEET ACCESSIBILITY REQ'S
17. ASPHALT OR CONCRETE PAVING SHALL COMPLY W/ LOCAL REQUIREMENTS - PROVIDE POSITIVE DRAINAGE AWAY FROM BUILDING - COORDINATE SITE DRAINAGE & DETENTION W/ CIVIL ENGINEER
18. ACCESS AISLE TO BE INDICATED AS "NO PARKING" ZONE WITH MATERIAL CHANGE OR PAVEMENT MARKING
19. IN-GROUND UPLIGHT REFER TO WALL SECTION FOR ADDITIONAL INFORMATION

GENERAL NOTES:

1. BLDG. LIMITATIONS, AREA REQUIREMENTS, & SETBACKS ARE TO CONFORM TO APPLICABLE CODES AS DETERMINED BY LOCAL JURISDICTION
2. PROVIDE FIRE ACCESS LANE AS REQUIRED BY APPLICABLE CODES AS DETERMINED BY LOCAL JURISDICTION.
3. PROVIDED APPROPRIATE NUMBER OF CURB CUTS AND DRIVEWAY ACCESS WIDTHS TO SITE AS REQUIRED BY APPLICABLE CODES AS DETERMINED BY LOCAL JURISDICTION.
4. TYP. PARKING SPACE SIZES SHALL BE AS REQ'D BY APPLICABLE CODES AS DETERMINED BY LOCAL JURISDICTION. 9'x18' MIN.
5. COORDINATE LIGHTING LOCATIONS WITH LANDSCAPE PLANTINGS - PROVIDE PHOTOMETRIC ANALYSIS AS REQ'D BY APPLICABLE CODES.
6. REFER TO TRU BY HILTON BRAND STANDARDS FOR ADDITIONAL SIGNAGE INFORMATION AND REQUIREMENTS.
7. IRRIGATE ALL LANDSCAPED AREAS WITH AUTOMATIC UNDERGROUND SPRINKLER SYSTEM EXCEPT THOSE IMMEDIATELY ADJACENT TO EXTERIOR WALL OF THE HOTEL.
8. ALL AREAS NOT WITHIN PLANTING BEDS TO RECEIVE SOD OR OTHER APPROVED GROUND COVER.
9. ALL EQUIP. MUST BE SCREENED W/ LANDSCAPING OR OTHER MEANS.
10. ALL SITE DIMENSIONS ARE MINIMUM REQUIREMENTS. COMPLY WITH APPLICABLE CODES AS DETERMINED BY LOCAL JURISDICTION.
11. PROVIDE HOSE BIBS EVERY 200' AROUND MAIN BUILDING PERIMETER AND AT DUMPSTER ENCLOSURE.
12. REFER TO TRU BY HILTON BRAND STANDARDS FOR ADDITIONAL REQUIREMENTS FOR LANDSCAPING, OUTBUILDINGS, PARKING, LIGHTING, CANOPY, OUTDOOR LIVING ROOM, AND EXTERIOR DINING AREA.
13. PROVIDE AN ACCESSIBLE MEANS OF TRAVEL TO SITE PROPERTY LINE THAT MEETS ALL ACCESSIBILITY REQUIREMENTS.
14. CATCH BASINS ARE TO BE PLACED SO AS NOT TO INTERFERE WITH DESIGNATED ACCESSIBLE ROUTES, THEIR CLEARANCES & MAX. SLOPES.
15. PARKING LOT STRIPES MUST BE WHITE, EXCEPT WHERE OTHER COLORS ARE REQUIRED FOR FIRE LANES & NO PARKING ZONES.

NOTE:
REFER CIVIL PLANS FOR ADDITIONAL PARKING AND PAVING INFORMATION AND DETAILS.

Siddharth Parekh, M. Arch. LEED AP BD+C
18218 E Morgans Bend Drive, Cypress, TX 77433
Phone: 832.878.1262
sid@parekharch.com

NOT FOR CONSTRUCTION — THIS DOCUMENT IS PRELIMINARY IN NATURE, NOT FOR CONSTRUCTION, REGULATORY APPROVAL, OR PERMITTING. IS NOT A FINAL SIGNED AND SEALED DOCUMENT — NOT FOR CONSTRUCTION

Project #:	1608
Issue Date:	01-22-2018
Principal Architect:	Sid Parekh
Project Architect Tech:	Marco T. Yanes Jr

CONSTRUCTION DOCUMENTS

REVISIONS:

No.	Description	Date

Ridgeland, Mississippi

W. Ridgeland Ave. & I-55, Ridgeland, MS 39157

tru by HILTON

TRU Project #: ??-???

SHEET TITLE:
ARCHITECTURAL SITE PLAN

SHEET NUMBER:
AS0.01

The drawings and other information contained on this sheet are to be used in connection with the project located at the Project Address shown in the Title Block.

C:\Users\Marcus\Google Drive\Architecture\Parekh Architects\1608 – TRU – Ridgeland MS\Drawings\AS0.01 Architectural Site plan.dwg – Marcus\r -- Monday January 15, 2018, 11:04am -- Copyright: 2018

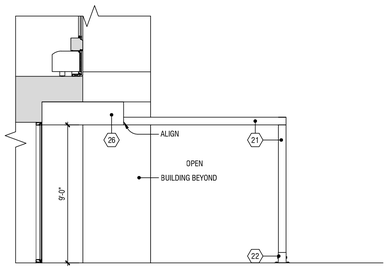

PARTIAL ELEVATION / SECTION
1/4" = 1'-0"
5L AS0.02

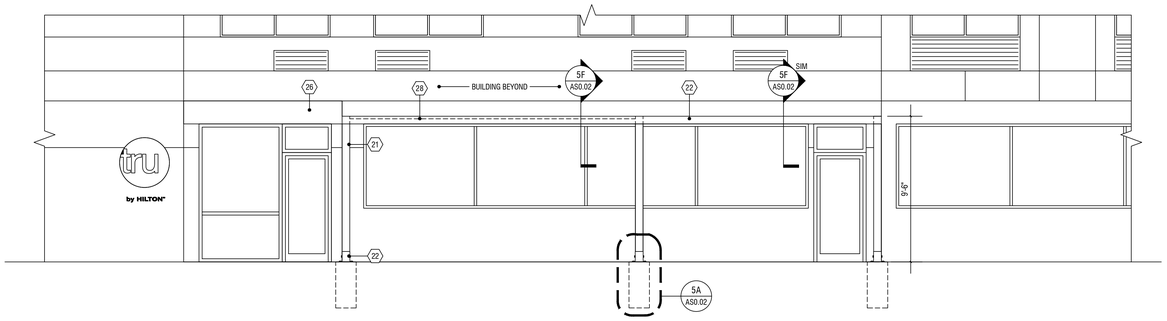

PARTIAL ELEVATION
1/4" = 1'-0"
16L AS0.02

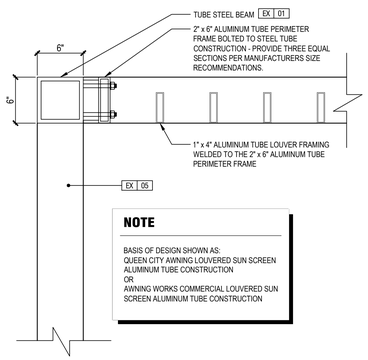

NOTE

BASIS OF DESIGN SHOWN AS:
QUEEN CITY AWNING LOUVERED SUN SCREEN
ALUMINUM TUBE CONSTRUCTION
OR
AWNING WORKS COMMERCIAL LOUVERED SUN SCREEN ALUMINUM TUBE CONSTRUCTION

SECTION
1 1/2" = 1'-0"
5F AS0.02

⚠ ALERT:

DESIGNATED REQ'D CLEAR FLOOR SPACE PER ACCESSIBILITY REQ'S. REFER TO SHEET A1.01 IN REFERENCE TO DOOR APPROACH CLEARANCES. VERIFY REQ'D CLEAR FLOOR SPACE FOR ALL ACCESSIBLE EQUIPMENT, FURNITURE & AREAS AS DEFINED BY ACCESSIBILITY CODES. REFER TO HADG FOR FURTHER INFO.

FURNISHINGS LEGEND:

OF-100	MODULAR SOFA (CENTER UNIT)
OF-100.1	MODULAR UNIT (CORNER UNIT)
OF-100.2	MODULAR UNIT (END UNIT)
OF-100.4	20" X 20" THROW PILLOW A
OF-100.6	16" X 16" THROW PILLOW B
OF-100.8	16" X 16" THROW PILLOW C
OF-102	ROUND OTTOMANS
OF-103	SQUARE OTTOMANS
OF-104	SIDE CHAIR
OF-105	DINING CHAIR
OF-106	CHAISE LOUNGE @ POOL
OF-200	SIDE TABLE @ LOUNGE SEATING
OF-201	COFFEE TABLE
OF-202	ACCESSIBLE DINING TABLE
OF-203	GAME TABLE
OF-204	CAFE TABLE
OF-300	STRING LIGHTS
OF-800	CONNECT FOUR
OF-801	GIANT JENGA SET
OF-802	24" OUTDOOR PLANTER
OF-803	18" OUTDOOR PLANTER
OF-804	UMBRELLA @ OUTDOOR POOL
OF-804.1	UMBRELLA BASE @ OUTDOOR POOL

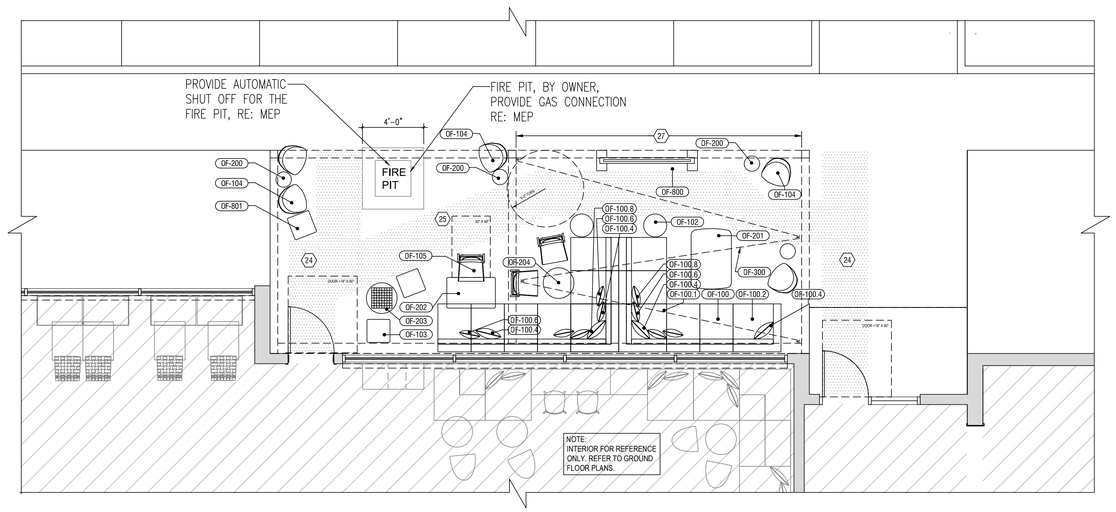

ENLARGED PATIO FURNISHINGS PLAN
1/4" = 1'-0"
16F AS0.02

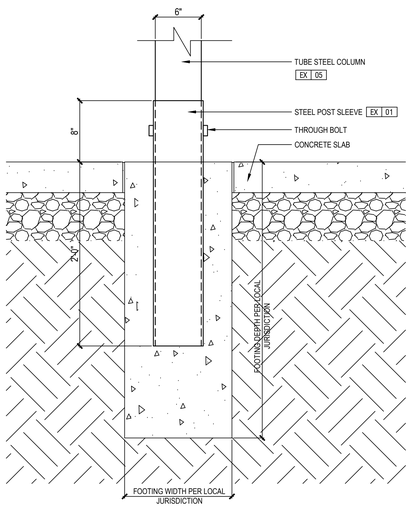

SECTION
1 1/2" = 1'-0"
5A AS0.02

T 00 FINISH LEGEND:

T-08	PATIO ACCENT FLOOR TILE
T-10	PATIO FLOOR TILE A
T-11	PATIO FLOOR TILE A

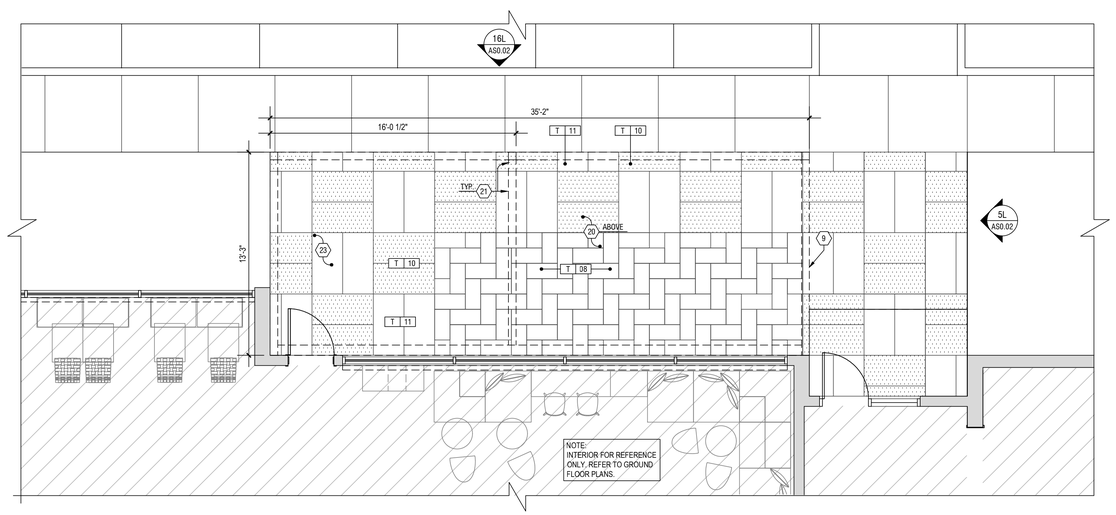

ENLARGED PATIO CONSTRUCTION AND FLOOR FINISH PLAN
1/4" = 1'-0"
16A AS0.02

NOTE:
CONTRACTOR TO PROVIDE PROPOSED PATIO FLOOR FINISH MATERIAL TO HILTON FOR REVIEW.

KEY NOTES:

1. MONUMENT SIGN LOCATION
2. ACCESSIBLE PASSENGER DROP OFF AREA: PROVIDE 8'-0" WIDE AND 20'-0" LONG SPACE (MIN) WITH ADJACENT 60" WIDE CLEAR ACCESS AISLE (REQUIRED CLEARANCES, SHOWN DASHED) - DROP OFF & ACCESS AISLE SHALL BE @ THE SAME LEVEL AS WALK & SHALL HAVE A SLOPE NOT TO EXCEED 1:48 (1:64 RECOMMENDED) - REFER TO THE HADG FOR MORE INFORMATION REGARDING ACCESSIBLE PASSENGER LOADING ZONES
3. ACCESSIBLE CURB RAMP TO MEET ALL ACCESSIBILITY REQUIREMENTS, MAXIMUM SLOPE OF RUN 1:12 (1:14 RECOMMENDED), MAXIMUM CROSS SLOPE OF 1:48 (1:64 RECOMMENDED), REFER TO THE HADG FOR FURTHER INFORMATION
4. ACCESSIBLE PARKING SPACES, SIGNAGE, LOGOS, WHEEL STOPS & ACCESS AISLES MUST MEET ALL ACCESSIBILITY REQUIREMENTS - PROVIDE SPACES IN SIZE, QUANTITY & LOCATIONS REQUIRED BY ACCESSIBILITY AND BY APPLICABLE CODES AS DETERMINED BY LOCAL JURISDICTION - PROVIDE A MAXIMUM SLOPE IN EITHER DIRECTION OF 1:48 (1:64 RECOMMENDED) - REFER TO HADG FOR FURTHER INFORMATION
5. PROPOSED TRANSFORMER & CONCRETE PAD LOCATION - ADJUST LOCATION AS REQUIRED TO MEET LOCAL CODES & UTILITY ACCESS
6. CONDENSING UNIT LOCATION
7. PAVED WALKWAY- SLOPE AWAY FROM BUILDING (MAX.2% CROSS SLOPE) – BROOM FINISH CONCRETE
8. PATTERN INDICATES SCORED CONCRETE (W/BROOM FINISH) OR DECORATIVE NON-SLIP PAVING MATERIAL - REFER TO TRU BY HILTON BRAND STANDARDS FOR SPECIFICATIONS (ACCEPTABLE MATERIALS INCLUDE BRICK, STONE, STAMPED CONCRETE PAVING) PROVIDE JOINTS AS SHOWN
9. LINE OF CANOPY ROOF ABOVE
10. DUMPSTER ENCLOSURE WITH GATE AND LOCKING HARDWARE - PROVIDE AREA DRAIN
11. EXTERIOR GARDEN STORAGE AREA
12. REINFORCED CONCRETE PAD
13. PROPERTY LINE
14. CURB CUT & DRIVEWAY ACCESS - SIZE & LOCATE CURB CUTS & DRIVE AISLES PER LOCAL REQUIREMENTS - MAINTAIN APPROPRIATE SITE LINES
15. SITE LIGHTING: EXTERIOR POLE LIGHT
16. ACCESSIBLE ROUTE TO PUBLIC RIGHT OF WAY (1 REQUIRED). MAX. RUNNING SLOPE OF 1:20 AND MAX. CROSS SLOPE OF 1:48 (1:64 RECOMMENDED). ALL PAVED SURFACES, CURB RAMPS AND TRANSITIONS ALONG PATH TO MEET ACCESSIBILITY REQ'S
17. ASPHALT OR CONCRETE PAVING SHALL COMPLY W/ LOCAL REQUIREMENTS - PROVIDE POSITIVE DRAINAGE AWAY FROM BUILDING - COORDINATE SITE DRAINAGE & DETENTION W/ CIVIL ENGINEER
18. ACCESS AISLE TO BE INDICATED AS "NO PARKING" ZONE WITH MATERIAL CHANGE OR PAVEMENT MARKING
19. IN-GROUND UPLIGHT REFER TO WALL SECTION FOR ADDITIONAL INFORMATION
20. ALUMINUM LOUVERS
21. PRIMED AND PAINTED STEEL CANOPY STRUCTURE - COLOR TO MATCH EXTERIOR FINISH (EX | 05) (REFER TO EXTERIOR ELEVATIONS FOR SPECIFICATIONS)
22. COLUMN SLEEVE WITH BASE PLATE WELDED TO COLUMN - COLOR TO MATCH EXTERIOR FINISH (EX | 01) (REFER TO EXTERIOR ELEVATIONS FOR SPECIFICATIONS)
23. DECKS MUST BE INSTALLED W/ RELIEF JOINTS FOR THERMAL MOVEMENT & POTENTIAL SETTLING
24. HATCH INDICATES 36" (MIN.) ACCESSIBLE ROUTE TO ALL FURNISHINGS AND EQUIPMENT
25. CLEAR FLOOR SPACE FOR ACCESSIBLE SEATING AT DINING TABLE
26. BUILDING CANOPY - REFER TO EXTERIOR ELEVATIONS AND BUILDING SECTIONS FOR ADDITIONAL INFORMATION
27. LOUVER FRAMING IN THIS AREA NOT SHOWN TO PROVIDE DRAWING CLARITY OF FURNISHING PLAN - REFER TO DETAILS INDICATED ON PARTIAL ELEVATION FOR ADDITIONAL INFORMATION
28. LOUVER FRAMING BEYOND

GENERAL NOTES:

1. BLDG. LIMITATIONS, AREA REQUIREMENTS, & SETBACKS ARE TO CONFORM TO APPLICABLE CODES AS DETERMINED BY LOCAL JURISDICTION
2. PROVIDE FIRE ACCESS LANE AS REQUIRED BY APPLICABLE CODES AS DETERMINED BY LOCAL JURISDICTION.
3. PROVIDED APPROPRIATE NUMBER OF CURB CUTS AND DRIVEWAY ACCESS WIDTHS TO SITE AS REQUIRED BY APPLICABLE CODES AS DETERMINED BY LOCAL JURISDICTION.
4. TYP. PARKING SPACE SIZES SHALL BE AS REQ'D BY APPLICABLE CODES AS DETERMINED BY LOCAL JURISDICTION. 9'x18' MIN.
5. COORDINATE LIGHTING LOCATIONS WITH LANDSCAPE PLANTINGS - PROVIDE PHOTOMETRIC ANALYSIS AS REQ'D BY APPLICABLE CODES.
6. REFER TO TRU BY HILTON BRAND STANDARDS FOR ADDITIONAL SIGNAGE INFORMATION AND REQUIREMENTS.
7. IRRIGATE ALL LANDSCAPED AREAS WITH AUTOMATIC UNDERGROUND SPRINKLER SYSTEM EXCEPT THOSE IMMEDIATELY ADJACENT TO EXTERIOR WALL OF THE HOTEL.
8. ALL AREAS NOT WITHIN PLANTING BEDS TO RECEIVE SOD OR OTHER APPROVED GROUND COVER.
9. ALL EQUIP. MUST BE SCREENED W/ LANDSCAPING OR OTHER MEANS.
10. ALL SITE DIMENSIONS ARE MINIMUM REQUIREMENTS. COMPLY WITH APPLICABLE CODES AS DETERMINED BY LOCAL JURISDICTION.
11. PROVIDE HOSE BIBS EVERY 200' AROUND MAIN BUILDING PERIMETER AND AT DUMPSTER ENCLOSURE.
12. REFER TO TRU BY HILTON BRAND STANDARDS FOR ADDITIONAL REQUIREMENTS FOR LANDSCAPING, OUTBUILDINGS, PARKING, LIGHTING, CANOPY, OUTDOOR LIVING ROOM, AND EXTERIOR DINING AREA.
13. PROVIDE AN ACCESSIBLE MEANS OF TRAVEL TO SITE PROPERTY LINE THAT MEETS ALL ACCESSIBILITY REQUIREMENTS.
14. CATCH BASINS ARE TO BE PLACED SO AS NOT TO INTERFERE WITH DESIGNATED ACCESSIBLE ROUTES, THEIR CLEARANCES & MAX. SLOPES.
15. PARKING LOT STRIPES MUST BE WHITE, EXCEPT WHERE OTHER COLORS ARE REQUIRED FOR FIRE LANES & NO PARKING ZONES.

Siddharth Parekh, M. Arch. LEED AP BD+C

18218 E Morgans Bend Drive,
Cypress, TX 77433
Phone: 832.878.1262
sid@parekharch.com

NOT FOR CONSTRUCTION — THIS DOCUMENT IS PRELIMINARY IN NATURE, NOT FOR CONSTRUCTION, REGULATORY APPROVAL, OR PERMITTING. IS NOT A FINAL SIGNED AND SEALED DOCUMENT — NOT FOR CONSTRUCTION

Project #:	1608
Issue Date:	01-22-2018
Principal Architect:	Sid Parekh
Project Architect Tech:	Marco T. Yanes Jr

CONSTRUCTION DOCUMENTS

REVISIONS:

No.	Description	Date

Ridgeland, Mississippi

W. Ridgeland Ave. & I-55, Ridgeland, MS 39157

tru by HILTON

TRU Project #: ??-???

SHEET TITLE:
ENLARGED OPTIONAL PATIO PLAN

SHEET NUMBER:
AS0.02

The drawings and other information contained on this sheet are to be used in connection with the project located at the Project Address shown in the Title Block.

C:\Users\Marcus\Google Drive\Architecture\Parekh Architects\1608 – TRU – Ridgeland MS\Drawings\AS0.02 Enlarged Optional Patio Plan.dwg – Marcus – Monday January 15, 2018, 11:04am — Copyright 2018

PLANK SANDSTONE

PLANK LIGHT HUNTINGTON/NATURAL GREY/CHARCOAL

PLANK WHITE/NATURAL GREY/CI

4"X16"
2-3/8" THICK
101 SF PER CUBE

4"X12"
2-3/8" THICK
102 SF PER CUBE

COMBO
4" THICK
58 SF PER CUBE

* Plank Pavers are sold in full cubes only and are available in only one color per cube. 2-3/8" thick Plank Pavers are not suitable for vehicular applications



WHITE



LIGHT HUNTINGTON



NATURAL GREY



CHARCOAL

SANDSTONE

CORAL

TAUPE

TAN

DARK BROWN

Project Name:	**V1.3 Prototypical Architectural Specs**	Item Number:	**T-08**
Project #:	**Tru by Hilton**	Item Description:	**Accent Floor Tile @ Patio**
Issue Date:	**06/08/17**		
Revision(s):			

Item Quantity:

Manufacturer:	Dal Tile	Source:	Daltile- Nancy Burns
Address:	7834 Hawn Freeway Dallas TX 75217-	Address:	7834 C.F. Hawn Frwy Dallas TX 75217-
Phone:	800# : (877) 556-5128	Phone:	(404) 661-7111
Fax:		Fax:	
Contact:	John Hall	Contact:	Nancy Burns
E-mail:	john.hall@daltile.com	E-mail:	nancy.burns@daltile.com
Web:	www.daltile.com	Web:	www.dal-tile.com

Product:	Exhibition / EX05
Color/Finish:	Black / Textured
Size/Dimensions:	12" x 24"
Coeff Friction:	Wet: >0.65; Dry: >0.80
Grout:	Mapei; 47 Charcoal, 1/8"
Notes:	*Refer to architectural drawings for installation pattern. GC to provide estimated take-off quantities prior to purchasing.



Required Item(s) for Designer Approval Prior to Fabrication: Prepared By: AMC

- ☐ Seaming Diagram
- ☐ Strike-Off
- ☑ Finish Sample
- ☐ Cutting
- ☐ Shop Dwgs
- ☐ Prototype
- ☐ Flame Certificate

Instructions:

- Quantities to be verified by installer.
- Material must be contract quality and suitable for commercial use.
- Grout to include clear matte sealer.
- All interpretations of these specifications MUST be submitted to Hilton for final approval prior to purchasing or implementation of any material.
- All materials and methods of construction must comply with all local fire and life safety codes for use in hotels and other public spaces, and Tru by Hilton Standards.

Project Name:	**V1.3 Prototypical Architectural Specs**	Item Number:	**T-10**
Project #:	**Tru by Hilton**	Item Description:	**Floor Tile A @ Outdoor Patio**
Issue Date:	**06/08/17**		
Revision(s):			

Item Quantity:

Manufacturer:	Dal Tile	Source:	Daltile- Nancy Burns
Address:	7834 Hawn Freeway Dallas TX 75217-	Address:	7834 C.F. Hawn Frwy Dallas TX 75217-
Phone:	800# : (877) 556-5128	Phone:	(404) 661-7111
Fax:		Fax:	
Contact:	John Hall	Contact:	Nancy Burns
E-mail:	john.hall@daltile.com	E-mail:	nancy.burns@daltile.com
Web:	www.daltile.com	Web:	www.dal-tile.com

Product:	Exhibition / EX02
Color/Finish:	Grey / Textured
Size/Dimensions:	24" x 48"
Coeff Friction:	Wet: >0.65; Dry: >0.80
Grout:	Mapei; 47 Charcoal, 1/8"
Notes:	*To be installed in a stacked bond pattern. GC to provide estimated take-off quantities prior to purchasing.



Required Item(s) for Designer Approval Prior to Fabrication: Prepared By: AMC

☐ Seaming Diagram ☐ Strike-Off ☐ Finish Sample ☐ Cutting ☐ Shop Dwgs ☐ Prototype ☐ Flame Certificate

Instructions:

- Quantities to be verified by installer.
- Material must be contract quality and suitable for commercial use.
- Grout to include clear matte sealer.
- All interpretations of these specifications MUST be submitted to Hilton for final approval prior to purchasing or implementation of any material.
- All materials and methods of construction must comply with all local fire and life safety codes for use in hotels and other public spaces, and Tru by Hilton Standards.

Project Name:	**V1.3 Prototypical Architectural Specs**	Item Number:	**T-11**
Project #:	**Tru by Hilton**	Item Description:	**Floor Tile B @ Outdoor Patio**
Issue Date:	**06/08/17**		
Revision(s):			

Item Quantity:

Manufacturer:	Dal Tile	Source:	Daltile- Nancy Burns
Address:	7834 Hawn Freeway Dallas TX 75217-	Address:	7834 C.F. Hawn Frwy Dallas TX 75217-
Phone:	800# : (877) 556-5128	Phone:	(404) 661-7111
Fax:		Fax:	
Contact:	John Hall	Contact:	Nancy Burns
E-mail:	john.hall@daltile.com	E-mail:	nancy.burns@daltile.com
Web:	www.daltile.com	Web:	www.dal-tile.com

Product:	Exhibition / EX03
Color/Finish:	Trend Grey / Textured
Size/Dimensions:	24" x 48"
Coeff Friction:	Wet: >0.65; Dry: >0.80
Grout:	Mapei; 47 Charcoal, 1/8"
Notes:	*To be installed in a stacked bond pattern. GC to provide estimated take-off quantities prior to purchasing.



Required Item(s) for Designer Approval Prior to Fabrication: Prepared By: AMC

☐ Seaming Diagram ☐ Strike-Off ☐ Finish Sample ☐ Cutting ☐ Shop Dwgs ☐ Prototype ☐ Flame Certificate

Instructions:

- Quantities to be verified by installer.
- Material must be contract quality and suitable for commercial use.
- Grout to include clear matte sealer.
- All interpretations of these specifications MUST be submitted to Hilton for final approval prior to purchasing or implementation of any material.
- All materials and methods of construction must comply with all local fire and life safety codes for use in hotels and other public spaces, and Tru by Hilton Standards.

PATIO (OPTIONAL)

PLEASE NOTE: One Patio FF&E package is available.

tru MONUMENTS

Scale: 1/4”=1’-0”

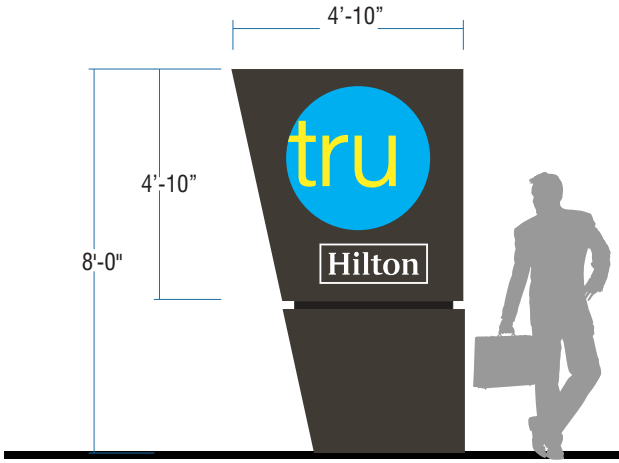

D/F MONUMENT SIGN
tru M-23

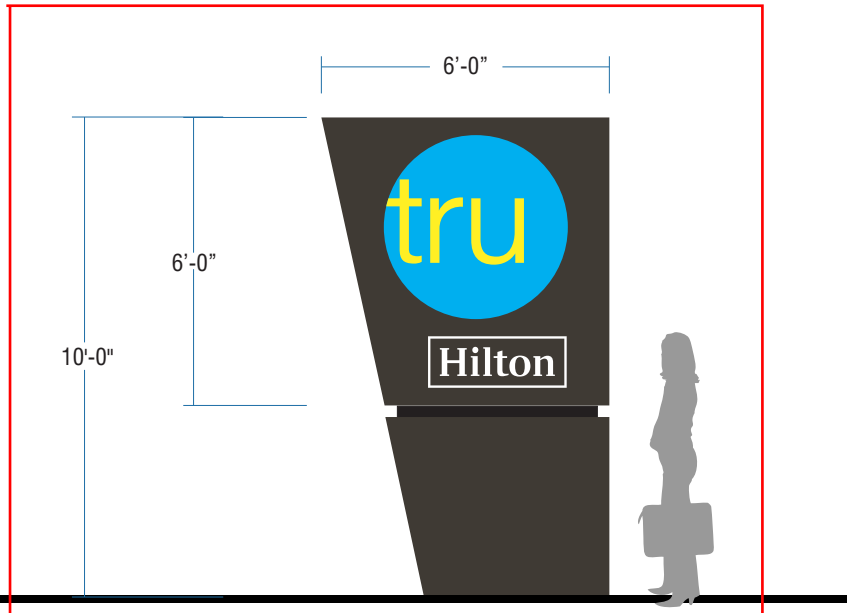

D/F MONUMENT SIGN
tru M-36

Any portion of monument that is less than 80” and which is more than 4” out from the base would be a protruding object. If the sign is located on a grassy or landscaped area, or on a raised section it would not be in the circulation route The landscaping or plinth would provide cane detection.

tru BUILDING SIGN

Scale: 1/2”=1’-0”



HILTON - black day/ white night

STACKED BUILDING LETTERS
tru -7 FT.

envisor®
screening systems

An affordable solution for equipment screening is finally here...

Envisor equipment screens now offer architects the flexibility to create affordable, elegant, **customized screening solutions** that integrate with their building design, all with **no rooftop penetration**.

Our patented equipment screens also provide a viable solution for **municipal screening code requirements** on everything from HVAC units to chillers, air handlers, power exhausts, roof stacks, communication equipment, dumpsters - you name it!

The Ohio State University Foundation - Columbus, Ohio

52" Louver Panels

Customizing a screen to fit your needs is easy...

Simply choose between canted or vertical, decide on a panel design, select a top trim (optional), and pick a color. It's that simple! **We can customize any feature** to your particular design requirements, including custom panel designs, custom colors, and custom top trim designs. If you don't see what you need, tell us what you want. We'll build it for you.

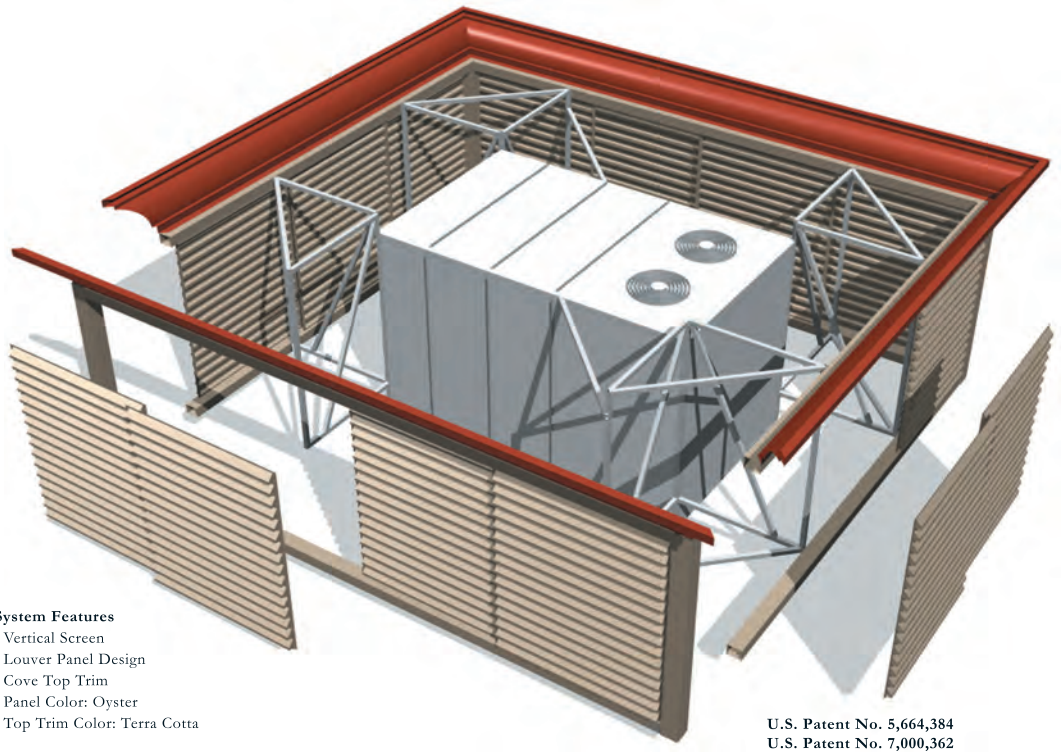

System Features
- Vertical Screen
- Louver Panel Design
- Cove Top Trim
- Panel Color: Oyster
- Top Trim Color: Terra Cotta

U.S. Patent No. 5,664,384
U.S. Patent No. 7,000,362
U.S. Patent No. 7,707,798

Step 1: Choose a Canted or Vertical System

Envisor screens are the perfect alternative to parapet walls and they satisfy even the strictest screening code requirements. Both styles feature our patented attachment method, which secure our screens directly to the equipment with no rooftop penetration. Screen heights are available to screen virtually anything you desire.

Step 2: Decide on a Panel Design

WIDE RIB

BATTEN

LOUVER

PAN



BRICK

Panels are available in **5 standard styles** allowing you to control the project without sacrificing the essential elements of the building design. The panels are constructed of thermoformed high impact ABS with a **co-extruded UV protective layer** on both sides. The panels are held firmly in place using a rust-free, double tracked aluminum rail system. This enables the panels to slide side-to-side for easy access to the unit during servicing and maintenance. Don't see a panel that fits your project? Tell us and we'll make one that you design.

Step 3: Select a Top Trim (optional)

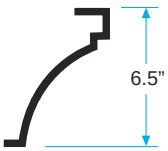

COVE

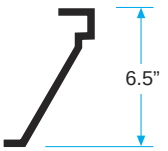

ALAMO

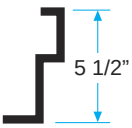

STEP 1

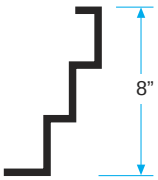

STEP 2

FLAT

Decorative top trip options offer the flexibility to further customize the elegant appearance of the screens by **picking up on your building design elements** and incorporating those details into the screen itself. Although optional, they offer one more way to make screens part of the design, not part of the problem. We can manufacture any size and shape top trim you create.

Step 4: Pick a Designer Color

ALABASTER	ALMOND	OYSTER	PUTTY	KHAKI	SAGEBRUSH
SHADOW GRAY	SLATE GRAY	RANCHERO RED	CYPRESS MOSS	FOREST GREEN	MANSARD BROWN

Our designer colors complement most architectural applications, but don't let standard colors limit your creativity. We have the ability to **match to any cross-referenced color specification.** Send us samples to match. We've even matched a color to a rock! *Colors shown are only approximate. Please call for actual samples.*

Step 5: Custom Designed Solutions



TOP TRIM ADDED

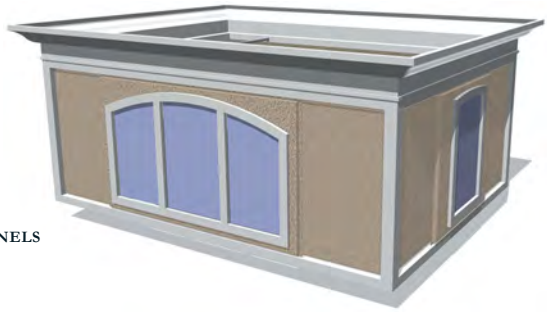

CUSTOM PANELS

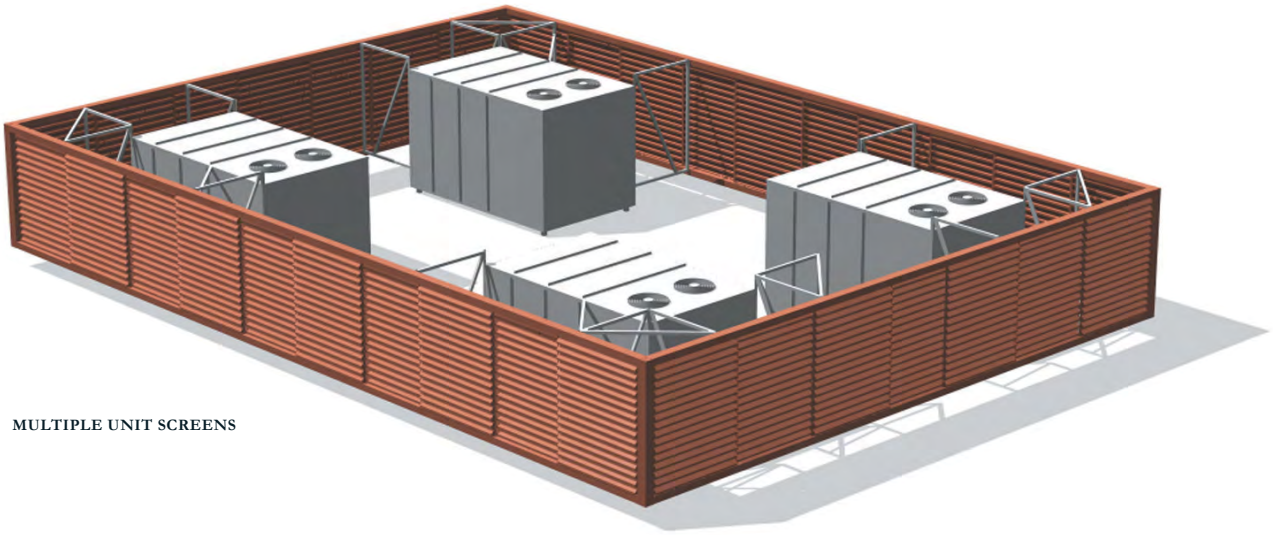

MULTIPLE UNIT SCREENS

Envisor equipment screens can be manufactured in a limitless combination of shapes and configurations to help reduce cost, add to the aesthetics of a building, or both. Let us design one for you! Just tell us the equipment manufacturer, the model numbers, and the special requirements you might have. Call for a complete design kit today or visit our website at **www.cityscapesinc.com**.

Product Features

No Rooftop Penetration

Pre-Engineered Screening System

Screening Code Solution

Attractive Alternative to Parapet Walls

Multiple Panel Designs

Designer Top Trim Accents

Vertical or Canted Designs

Wide Range of Designer Colors

Panels Slide for Easy Service Access

Custom Design Capabilities

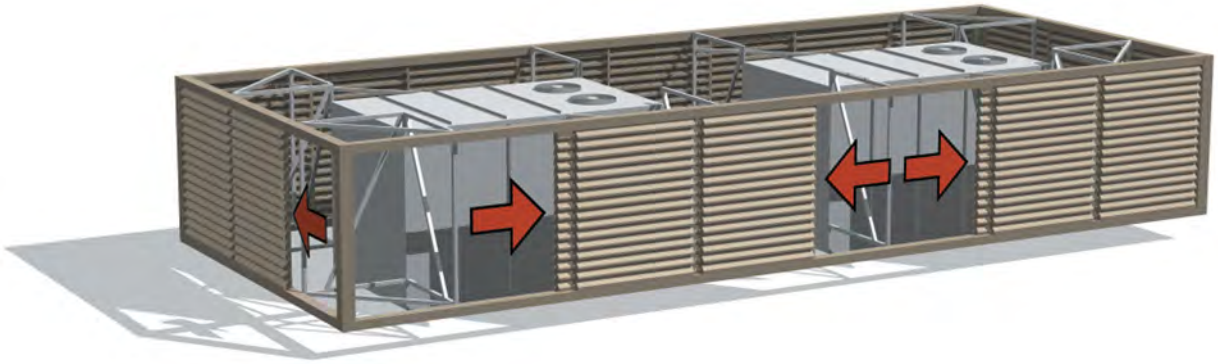

Our panels are designed to slide side-to-side in either direction for easy access to the equipment for servicing and routine maintenance.

Equipment Vendors

Commercial HVAC and Chiller Equipment Vendors who have installed ENVISOR Rooftop Equipment Screens include:

Trane
Lennox
York
Carrier
Heil
AAON
Liebert
Rheem
Reznor
Hussmann
Airwise
Bryant
McQuay
BAC
Hill Phoenix
Am. Standard
Munters
Engineered Air

Retail Clients

Some of the clients utilizing ENVISOR Rooftop Equipment screens on their HVAC and Chiller Equipment include:

Aldi
AMC Theaters
Avis
Best Buy
Blockbuster
Costco
CVS
Hertz
Home Depot
Kohl's
Lowe's
McDonald's
Meijer
Mobil Oil
Muvico
Rite Aid
Sam's Club
Sears
Target
Walgreen's
Wal-Mart
Wendy's

envisor®
screening systems

by CityScapes International
4200 Lyman Court
Hilliard, OH 43026
Toll Free: 877.727.3367
Fax: 800.726.4817

cityscapes
architectural innovations

SITE IMPROVEMENTS FOR:

HOLIDAY INN EXPRESS & HILTON TRU HOTELS

WEST RIDGELAND AVE.
RIDGELAND, MS 39157

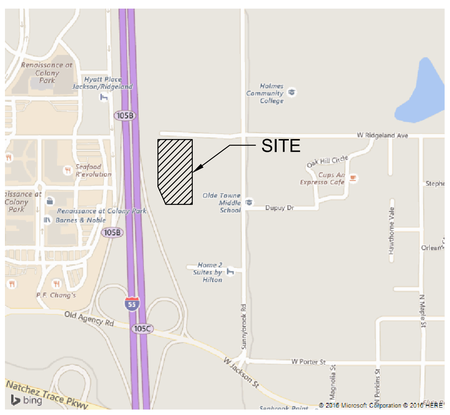

VICINITY MAP
N.T.S.

DEVELOPER:

S & R DEVELOPMENT
115 W JACKSON ST
SUITE 2D
RIDGELAND, MS 39157
(601) 488-4657

CIVIL ENGINEER:

BERRY ENGINEERS LLC
3555 KEITH STREET, SUITE 109
CLEVELAND, TN 37312 (423) 790-5880

INDEX OF SHEETS

CIVIL ENGINEERING PLANS

C–00	COVER SHEET
C–01	EXISTING CONDITION & DEMOLITION PLAN
C–02	SITE LAYOUT & PAVING PLAN
C–03	SITE GRADING & DRAINAGE PLAN
C–04.1	EROSION CONTROL PLAN – PHASE 1
C–04.2	EROSION CONTROL PLAN – PHASE 2
C–05.1	SITE UTILITIES PLAN
C–05.2	SEWER MAIN PLAN & PROFILE
C–06	SITE DETAILS
C–07	SITE DETAILS
C–08	SITE DETAILS
C–09	SITE DETAILS
C–10	PUMP STATION DETAILS
C–11	SITE DETAILS
	LANDSCAPE PLAN (BY OTHERS)
	BOUNDARY & TOPOGRAPHIC SURVEY (BY OTHERS)

SITE DATA

PROJECT DESCRIPTION:	NEW CONSTRUCTION OF TWO NEW HOTELS
LOCATION:	WEST RIDGELAND AVENUE, RIDGELAND, MS 39157
ZONING:	MU–1
FLOOD ZONE:	ZONE X, AS SHOWN ON MAP NO. 28089C0567F DATED 03/17/2010
SITE AREA:	5.27 ACRES
DISTURBED AREA:	5.6± ACRES

LOT COVERAGE

BUILDING AREA	30,600 SF
EXIST. IMPERVIOUS AREAS	0.00 ACRES
PROP. IMPERVIOUS AREAS	3.50 ACRES

BUILDING SETBACKS:	REQUIRED	HOLIDAY INN	TRU
NORTH	N/A	73.0'	340.1'
SOUTH	N/A	305.0'	60.6'
EAST	N/A	127.2'	226.7'
WEST	N/A	108.8'	68.1'

PARKING SUMMARY:	REQUIRED	PROVIDED
STANDARD	213	213
ACCESSIBLE	7	8
TOTAL	220	221

*PARKING CALCULATIONS:
HOTEL: 1 SPACE PER ROOM PLUS EMPLOYEE PARKING
211 ROOMS * (1 SPACE / 1 ROOM) + 9 EMPLOYEES = 220 REQUIRED SPACES

TRU ARCHITECT:

PAREKH ARCHITECTS, PLLC
18218 MORGANS SECRET DR.,
CYPRESS, TX 77433
(832) 878-1262

HOLIDAY INN ARCHITECT:

DLW2 ARCHITECTS
542 DOUGLAS AVENUE
DUNEDIN, FL 34698
727-736-6000

LOCAL CONTACTS

CITY PLANNING
MATT DODD
601–856–3877

CITY ENGINEERING – STORMWATER
CYNTHIA JAMES
601–853–2027

MDOT
MARTY HOLLINGSWORTH
601–683–3341

BUILDING OFFICIAL
CHRIS RAMSEY
601–856–3877

FIRE CHIEF
MATTHEW BAILEY
601–856–8405

WATER & SEWER
MIKE McCOLLUM
601–853–2027

CIVIL ENGINEER:
BERRY ENGINEERS LLC
3555 KEITH ST NW, SUITE 109
CLEVELAND, TN 37312
TEL: (423) 790-5880
FIRM AUTHORIZATION: E-2720

DEVELOPER:
S & R DEVELOPMENT
115 W JACKSON ST
SUITE 2D
RIDGELAND, MS 39157

PROJECT:
HOLIDAY INN & HILTON TRU HOTEL
W RIDGELAND AVE
RIDGELAND, MS

CHRISTOPHER M. BERRY
LICENSED PROFESSIONAL ENGINEER
21163
01/2019
STATE OF MISSISSIPPI

REVISIONS		
1		
2		
3		
4		
5		
6		
7		
8		
9		
10		

SHEET NAME:
COVER SHEET

DATE:	01/10/2018
DRAWN BY:	BMB
CHECKED BY:	CMB
PROJECT NO.:	16049

SHEET NUMBER:
C-00

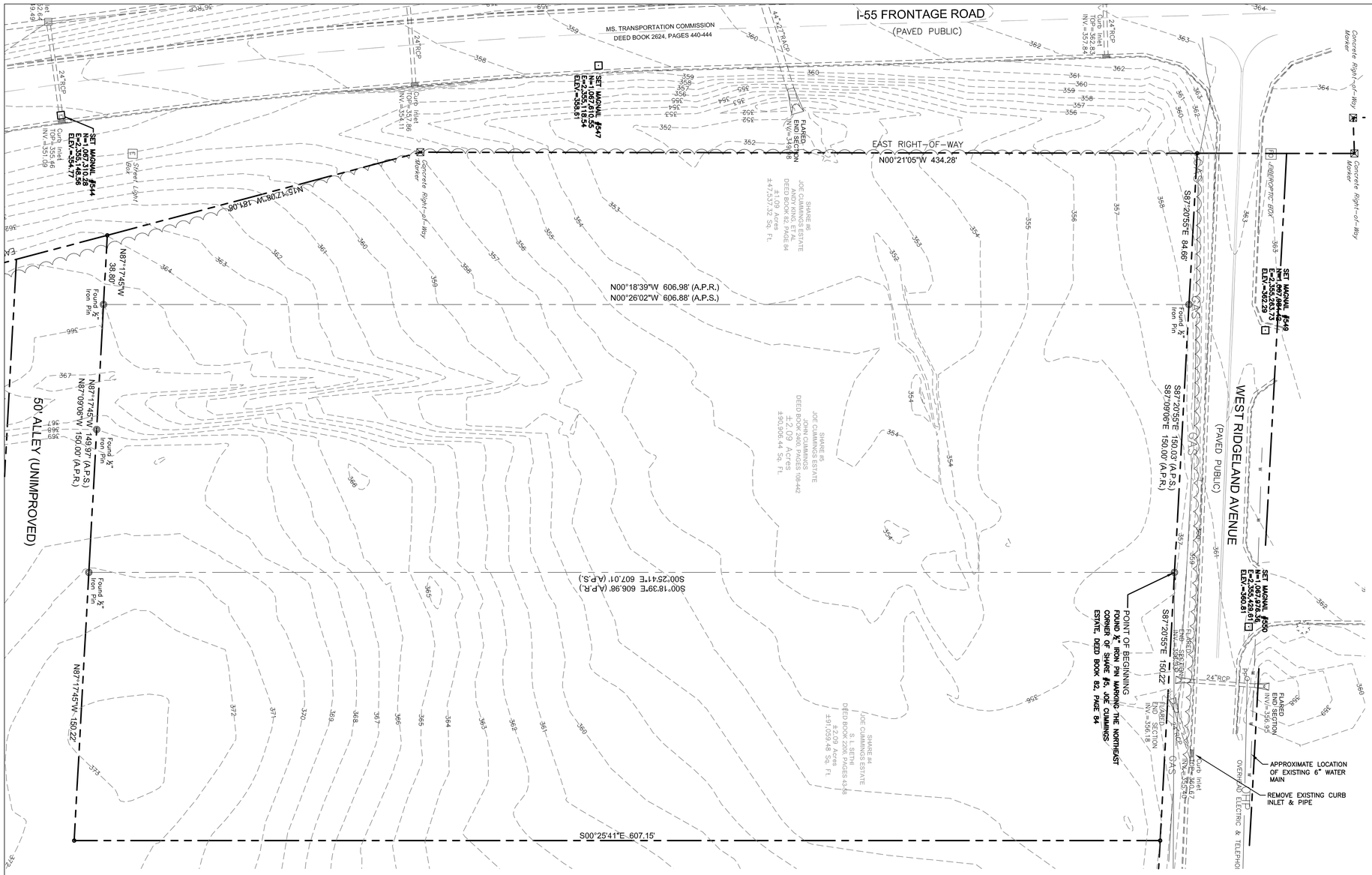

EXISTING CONDITIONS SHOWN ARE BASED ON A SURVEY BY OTHERS

EXISTING CONDITION LEGEND	
	EXISTING
RIGHT-OF-WAY/PROPERTY LINE	
WATER LINE	W
SANITARY SEWER	SS
SANITARY SEWER MANHOLE	S
OVERHEAD ELECTRIC LINE	OHE
NATURAL GAS LINE	GAS
FIRE HYDRANT	
WATER VALVE	WV
INDEX CONTOURS	750
1' INTERVALS	751
SPOT ELEVATION	×751.50
STORM SEWER	
CATCH BASIN	

NORTH

30 0 15 30 60

1 inch = 30 ft.

CIVIL ENGINEER:
BERRY ENGINEERS LLC
3355 KEITH ST NW, SUITE 109
CLEVELAND, TN 37312
TEL: (423) 790-8880
FIRM AUTHORIZATION #: 27227

DEVELOPER:
S & R DEVELOPMENT
115 W JACKSON ST
SUITE 2D
RIDGELAND, MS 39157

PROJECT:
HOLIDAY INN & HILTON TRU HOTEL
W RIDGELAND AVE
RIDGELAND, MS

CHRISTOPHER M. BERRY
LICENSED PROFESSIONAL ENGINEER
21163
01/10/18
STATE OF MISSISSIPPI

REVISIONS		
1		
2		
3		
4		
5		
6		
7		
8		
9		
10		

SHEET NAME:
EXISTING CONDITIONS

DATE:	01/10/2018
DRAWN BY:	BMB
CHECKED BY:	CMB
PROJECT NO.:	16049

SHEET NUMBER:
C-01

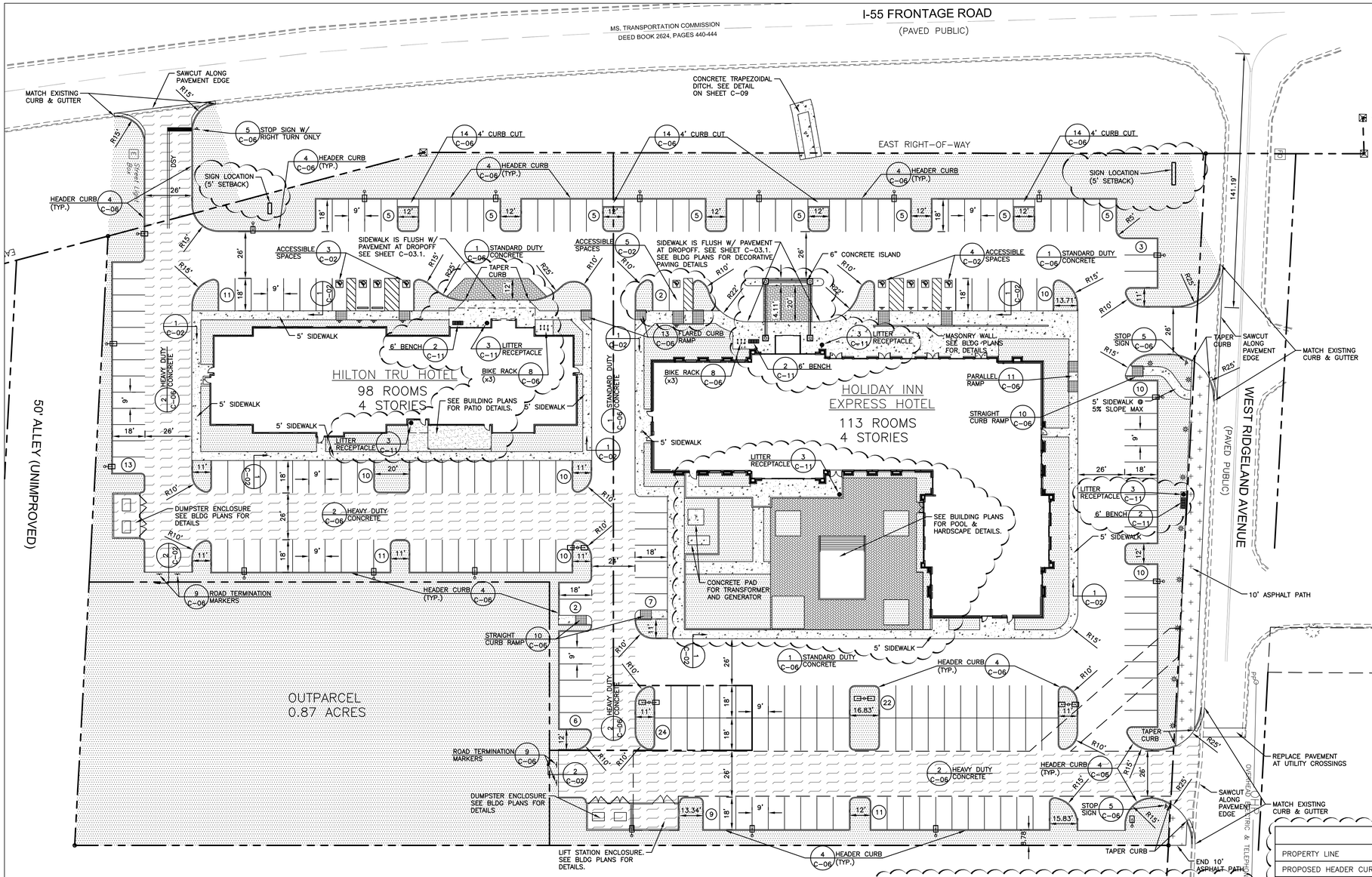

PARKING AND PAVING NOTES

1. ALL WORK SHALL COMPLY WITH ALL APPLICABLE CODES, REGULATIONS, AND/OR LOCAL STANDARDS IMPOSED BY LOCAL UTILITY, CITY, COUNTY, AND STATE. IT IS THE CONTRACTORS RESPONSIBILITY THAT ALL THE CONSTRUCTION BE IN ACCORDANCE WITH THE CITY OF RIDGELAND AND MDOT STANDARD DETAILS AND SPECIFICATIONS.
2. CONTRACTOR SHALL COMPLY WITH ALL PERTINENT PROVISIONS OF THE "MANUAL OF ACCIDENT PREVENTION IN CONSTRUCTION" ISSUED BY AGC OF AMERICA, INC., AND THE SAFETY AND HEALTH REGULATIONS FOR CONSTRUCTION ISSUED BY THE U.S. DEPARTMENT OF LABOR.
3. CONTRACTOR SHALL PROVIDE ALL NECESSARY BARRICADES, SUFFICIENT LIGHTS, SIGNS AND OTHER TRAFFIC CONTROL METHODS AS MAY BE NECESSARY FOR THE PROTECTION AND SAFETY OF THE PUBLIC AND SHALL BE PROVIDED AND MAINTAINED THROUGHOUT ALL CONSTRUCTION ADJACENT TO AND WITHIN ALL ROADWAYS. CONTRACTOR SHALL SUBMIT TRAFFIC CONTROL PLAN TO CITY AND STATE FOR APPROVAL.
4. THE CONTRACTOR SHALL TAKE NECESSARY MEASURES TO SEPARATE WORK AREAS FROM PEDESTRIAN TRAFFIC AND TO INSURE SAFE PEDESTRIAN PASSAGE AT ALL TIMES.
5. ALL SIGNS, PAVEMENT MARKINGS, AND OTHER TRAFFIC CONTROL DEVICES SHALL CONFORM TO THE MANUAL ON UNIFORM TRAFFIC CONTROL DEVICES. A MINIMUM CLEARANCE OF TWO FEET SHALL BE MAINTAINED BETWEEN THE FACE OF CURB AND ANY PART OF A TRAFFIC SIGN OR LIGHT POLE. CONTRACTOR SHALL COORDINATE INSTALLATION OF ALL SIGNS, PAVEMENT MARKINGS, AND OTHER TRAFFIC CONTROL DEVICES WITH OTHER CONTRACTORS ON SIGNS OR LIGHT POLES.
6. CONTRACTOR SHALL FURNISH AND INSTALL ALL PAVEMENT MARKINGS AS SHOWN. ALL PAVEMENT MARKINGS SHALL BE FOUR (4") WIDE SOLID WHITE UNLESS INDICATED OTHERWISE ON THE DRAWINGS. PAINT SHALL BE APPLIED IN TWO COATS FOR A MINIMUM DRY FILM THICKNESS OF 15 MIL. THERMOPLASTIC STRIPING, IF REQUIRED, MAY BE SPRAY TYPE, APPLIED IN ACCORDANCE WITH DOT STANDARDS.
7. CONTRACTOR SHALL SAW-CUT TO PROVIDE SMOOTH TRANSITIONS AT TIE-INS TO EXISTING EDGES OF PAVEMENT AND AT COLD JOINTS OF RECENTLY PAVED ASPHALT.
8. JOINTS OR SCORE MARKS ARE TO BE SHARP AND CLEAN WITHOUT SHOWING EDGES OF JOINTING TOOL.
9. CONTRACTOR SHALL SAW-CUT TIE-INS AT EXISTING CURBS AS NECESSARY TO ENSURE SMOOTH TRANSITIONS. CONTRACTOR SHALL SAW-CUT AND TRANSITION TO MEET EXISTING PAVEMENT AS NECESSARY AND AS DIRECTED BY INSPECTOR TO INSURE POSITIVE DRAINAGE. (TYPICAL @ ALL INTERSECTIONS)
10. PAVING CONTRACTOR SHALL INSTALL PAPER BREAKAWAY EDGES AT COLD JOINTS OR SAWCUT AS REQUIRED TO INSURE A STRAIGHT, FULL-DEPTH JOINT FACE IMMEDIATELY PRIOR TO INSTALLING ABUTTING HOT ASPHALT.
11. ALL DIMENSIONS ARE TO FACE OF CURB UNLESS INDICATED OTHERWISE.
12. CONTRACTOR SHALL BE RESPONSIBLE FOR COST OF PAVEMENT REPLACEMENT WHERE UTILITY LINES ARE EXTENDED ACROSS EXISTING ASPHALT.
13. ASPHALT SURFACE COURSE SHALL BE LAID WITH THE DIRECTION OF TRAFFIC IN ALL DRIVE LANES WITHIN PARKING FIELDS.
14. BASE AND ASPHALT THICKNESSES ARE MINIMUM REQUIRED. REFER TO SPECIFICATIONS FOR TYPE OF PAVING AND BASE TO BE USED.
15. ALL CONCRETE SHALL BE CLASS A 4000 P.S.I. UNLESS NOTED OTHERWISE. DO NOT POUR ANY CONCRETE BEFORE FORMS ARE INSPECTED AND APPROVED BY THE INSPECTOR.
16. ALL RAMPS CONSTRUCTED ARE NOT TO EXCEED A SLOPE OF 1:12. ALL SIDEWALKS SHALL NOT HAVE A CROSS-SLOPE GREATER THAN 1:50.
17. CONCRETE DUMPSTER PADS TO BE FLUSH WITH PAVEMENT UNLESS INDICATED OTHERWISE.

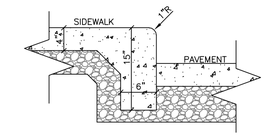

1 SIDEWALK TURNDOWN
N.T.S.

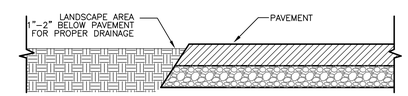

2 SECTION DETAIL
N.T.S.

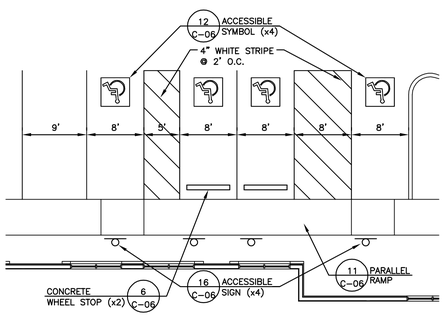

3 ENLARGED ACCESSIBLE SPACE DETAIL
SCALE=1":10'

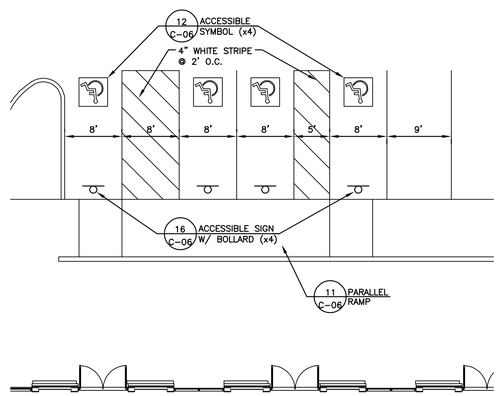

4 ENLARGED ACCESSIBLE SPACE DETAIL
SCALE=1":10'

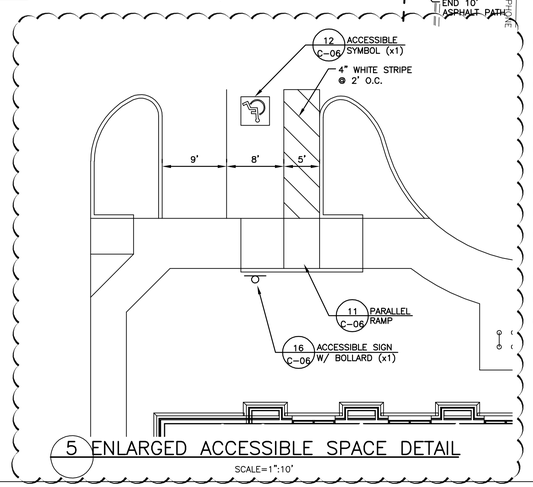

5 ENLARGED ACCESSIBLE SPACE DETAIL
SCALE=1":10'

PARKING & PAVING LEGEND	
PROPERTY LINE	
PROPOSED HEADER CURB	
EXISTING CURB & GUTTER	
DIRECTIONAL ARROW, PAINTED WHITE	
TRAFFIC SIGN	
LANDSCAPE AREA/ SODDED AREAS (SEE LANDSCAPE PLANS)	
STANDARD DUTY CONCRETE PAVEMENT	
HEAVY DUTY CONCRETE PAVEMENT	
ASPHALT PATH PAVEMENT	
DETECTABLE WARNING PAVERS (1/C-11)	
PAVERS (PLANK LIGHT HUNTINGTON/NATURAL GREY/CHARCOAL)	
PAVERS (PLANK WHITE/NATURAL GREY/CHARCOAL)	
WHITE STOP LINE (WSL) (24" WIDE)	
STRIPING:	
SINGLE SOLID WHITE (SSW)	
DOUBLE SOLID YELLOW (DSY)	
LIGHT POLE (SEE SITE ELECTRICAL PLANS)	

NORTH

30 0 15 30 60
1 inch = 30 ft.

CIVIL ENGINEER:
BERRY ENGINEERS LLC
3555 KEITH ST NW, SUITE 109
CLEVELAND, TN 37312
TEL: (423) 790-5880
FIRM AUTHORIZATION: E-2720

DEVELOPER:
S & R DEVELOPMENT
115 W JACKSON ST
SUITE 2D
RIDGELAND, MS 39157

PROJECT:
HOLIDAY INN &
HILTON TRU HOTEL
W RIDGELAND AVE
RIDGELAND, MS

CHRISTOPHER M. BERRY
LICENSED PROFESSIONAL ENGINEER
21163
01/2018
STATE OF MISSISSIPPI

REVISIONS		
1	BULLETIN #1	03/01/17
2		
3		
4		
5		
6		
7		
8		
9		
10		

SHEET NAME:
SITE LAYOUT & PAVING PLAN

DATE:	01/10/2018
DRAWN BY:	BMB
CHECKED BY:	CMB
PROJECT NO.:	16049

SHEET NUMBER:
C-02

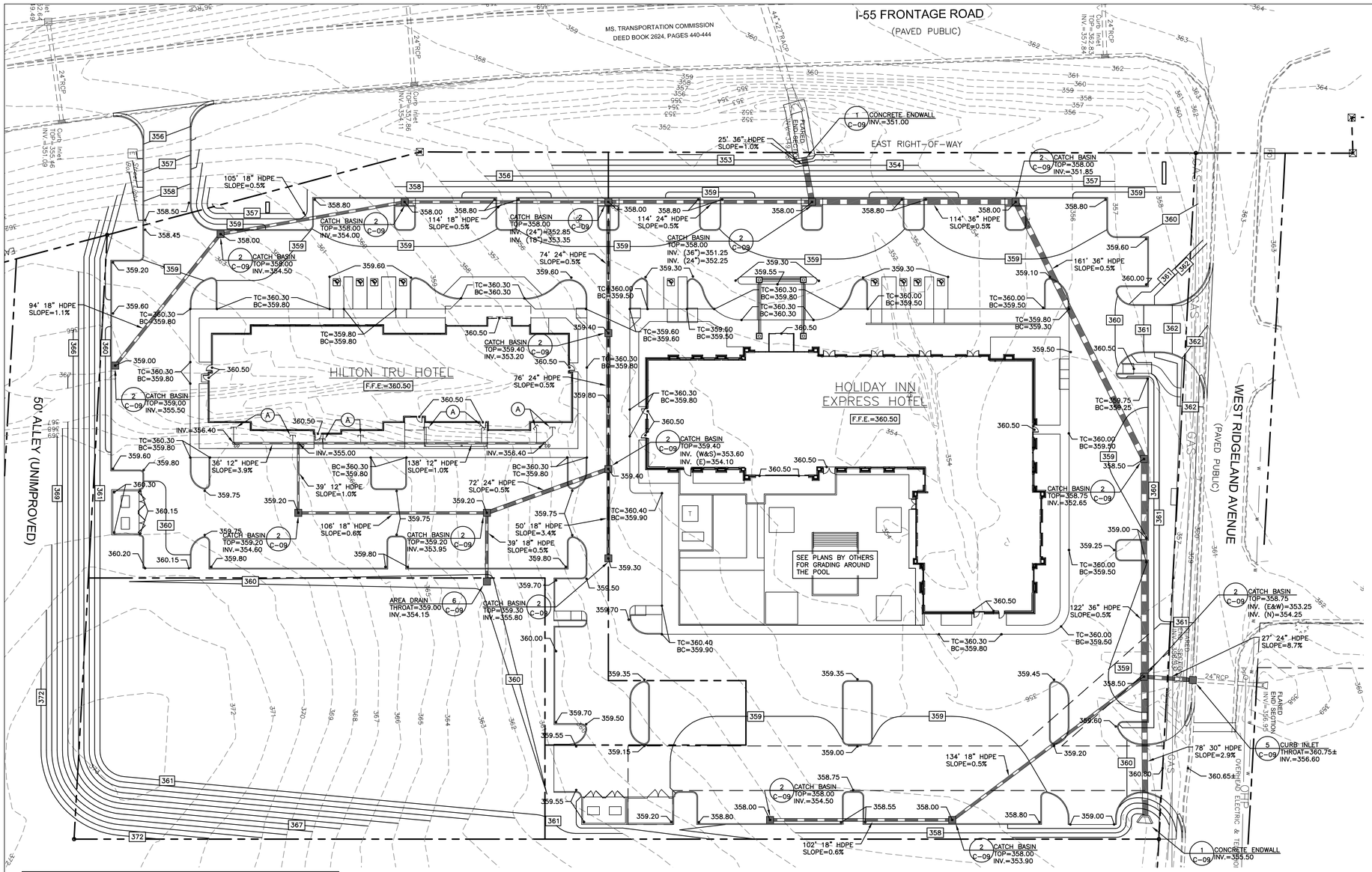

SEE GEOTECHNICAL REPORT FOR SUBGRADE REMEDIATION DETAILS

SITE GRADING NOTES

1. BOUNDARY AND TOPOGRAPHIC INFORMATION WAS TAKEN FROM A SURVEY DATED 06/22/16 BY:
   BENCHMARK ENGINEERING & SURVEYING, LLC
   TEL. 601-591-1077

   EXISTING SOIL INFORMATION IS AVAILABLE FROM:
   GEOTECHNICAL ASSOCIATES NETWORK, LLC
   TEL. 601-362-5421
   SOIL REPORT DATED 07/13/16

   CONTRACTOR SHALL FOLLOW ALL RECOMMENDATIONS MADE IN THIS REPORT UNLESS OTHERWISE NOTED.
2. NEW FINISHED CONTOURS SHOWN ARE TOP OF FUTURE PAVING IN AREAS TO RECEIVE PAVEMENT AND TOP OF TOPSOIL IN PLANTING AREAS.
3. ROUGH GRADE ELEVATIONS SHALL BE AS FOLLOWS:
   4" BELOW FINISHED CONTOURS IN GRASS AREAS.
   9" BELOW FINISHED CONTOURS IN STANDARD DUTY CONCRETE AREAS.
   10" BELOW FINISHED CONTOURS IN HEAVY DUTY CONCRETE AREAS.
   8" BELOW FLOOR ELEVATIONS WITHIN THE BUILDING AND SIDEWALK AREAS, UNLESS OTHERWISE NOTED.
4. RCP STORM DRAIN PIPE IS CLASS III REINFORCED CONCRETE WITH NO LIFT HOLES CONFORMING TO ASTM C-76. ALL RCP JOINTS SHALL BE WRAPPED IN FILTER FABRIC. PVC STORM DRAIN PIPE IS SDR26. HDPE STORM DRAIN PIPE IS ADS N-12 IB WT.
5. DIMENSIONS ON BUILDINGS ARE FOR GRADING PURPOSES ONLY AND ARE NOT TO BE USED TO LAY-OUT FOOTINGS. REFER TO STRUCTURAL DRAWINGS FOR FOUNDATION INFORMATION.
6. GRADING CONTRACTOR SHALL NOTIFY AND COOPERATE WITH ALL UTILITY COMPANIES OR FIRMS HAVING FACILITIES ON OR ADJACENT TO THE SITE BEFORE DISTURBING, ALTERING, REMOVING, RELOCATING, ADJUSTING OR CONNECTING TO SAID FACILITIES. CONTRACTOR SHALL PAY ALL COSTS IN CONNECTION WITH THE ALTERATION OF OR RELOCATION OF THE FACILITIES. CONTRACTORS SHALL RAISE OR LOWER TOPS OF EXISTING MANHOLES TO REMAIN AS REQUIRED TO MATCH FINISHED GRADES.
7. GRADING CONTRACTOR SHALL COOPERATE AND WORK WITH ALL OTHER CONTRACTORS PERFORMING WORK ON THIS PROJECT TO INSURE PROPER AND TIMELY COMPLETION OF THIS PROJECT.
8. THE GRADING CONTRACTOR SHALL USE WHATEVER MEASURES ARE REQUIRED TO PREVENT SILT AND CONSTRUCTION DEBRIS FROM FLOWING ONTO ADJACENT PROPERTIES. CONTRACTOR SHALL COMPLY WITH ALL LOCAL EROSION, CONSERVATION, AND SILTATION ORDINANCES. CONTRACTORS SHALL REMOVE ALL TEMPORARY EROSION CONTROL STRUCTURES UPON COMPLETION OF PERMANENT DRAINAGE FACILITIES AND NOT BEFORE THE ESTABLISHMENT OF A STAND OF GRASS SUFFICIENT TO PREVENT EROSION.
9. FOR ANY WORK ON THE STATE OR CITY RIGHT-OF-WAY, THE GRADING CONTRACTOR SHALL:
   A. NOT STORE MATERIAL, EXCESS DIRT, OR EQUIPMENT IN THE RIGHT-OF-WAY IN CASE OF MULTILANE HIGHWAYS. THE PAVEMENT SHALL BE KEPT FREE FROM ANY MUD OR EXCAVATION WASTE FROM TRUCKS OR OTHER EQUIPMENT. ON COMPLETION OF THE WORK, ALL EXCESS MATERIAL SHALL BE REMOVED FROM THE RIGHT-OF-WAY.
   B. PROVIDE ALL NECESSARY AND ADEQUATE SAFETY PRECAUTIONS SUCH AS SIGNS, FLAGS, LIGHT BARRICADES, AND FLAGMEN AS REQUIRED BY THE LOCAL AUTHORITIES AND IN ACCORDANCE WITH THE MANUAL ON UNIFORM TRAFFIC CONTROL DEVICES. THE GRADING CONTRACTOR SHALL BE SOLELY RESPONSIBLE FOR AND HOLD HARMLESS THE CITY, STATE, ARCHITECT, ENGINEER, AND OWNER FROM ANY CLAIMS FOR DAMAGE DONE TO EXISTING PRIVATE PROPERTY, PUBLIC UTILITIES, OR TO THE TRAVELING PUBLIC.
   C. COMPLETE WORK TO THE SATISFACTION OF THE CITY PUBLIC WORKS DEPARTMENT AND OBTAIN A LETTER FROM THE DEPARTMENT STATING THAT THE WORK IS ACCEPTABLE.
10. A QUALIFIED SOILS LABORATORY SHALL BE ON-SITE DURING EXCAVATING TO DETERMINE THE SUITABILITY OF THE EXISTING SUB-GRADE AND EXISTING ON-SITE MATERIAL PRIOR TO BEGINNING ANY FILLING OPERATION.
11. GRADING CONTRACTOR SHALL TAKE ALL AVAILABLE PRECAUTIONS TO CONTROL DUST. CONTRACTOR SHALL CONTROL DUST BY SPRINKLING, OR BY OTHER METHODS AS DIRECTED BY ENGINEER AND/OR OWNER'S REPRESENTATIVE, AT NO ADDITIONAL COST TO OWNER.
12. SITE GRADING CONTRACTOR SHALL TERMINATE ALL STORM DRAIN PIPES FIVE FEET MAXIMUM FROM BUILDING UNLESS OTHERWISE NOTED.
13. STORM SEWER LEAD-INS TO BUILDING SHALL NOT BE INSTALLED UNTIL BUILDING PLANS ARE COMPLETED AND LOCATIONS ESTABLISHED ON THE ARCHITECTURAL PLANS. LEAD-INS MAY CHANGE 15' HORIZONTALLY AND 3' VERTICALLY PRIOR TO INSTALLATION AT NO ADDITIONAL COST TO THE OWNER. CONTRACTOR SHALL REQUEST AND RECEIVE WRITTEN APPROVAL FROM PRIME CONTRACTOR PRIOR TO INSTALLATION OF LEAD-INS. CONTRACTOR SHALL COORDINATE LOCATIONS, SIZE, AND INVERT ELEVATIONS OF STORM SEWERS WITH APPROVED BUILDING PLUMBING PLANS.
15. ALL EXCAVATING IS UNCLASSIFIED AND SHALL INCLUDE ALL MATERIALS ENCOUNTERED.
16. BEFORE ANY MACHINE WORK IS DONE, CONTRACTOR SHALL STAKE OUT AND MARK THE ITEMS ESTABLISHED BY THE SITE PLAN. CONTROL POINTS SHALL BE PRESERVED AT ALL TIMES DURING THE COURSE OF THE PROJECT. LACK OF PROPER WORKING POINTS AND GRADE STAKES MAY REQUIRE CESSATION OF OPERATIONS UNTIL SUCH POINTS AND GRADES HAVE BEEN PLACED TO THE OWNER'S SATISFACTION. OWNER MUST APPROVE STAKED ITEMS PRIOR TO CONSTRUCTION.
17. TEMPORARY EROSION CONTROL DEVICES TO BE INSTALLED PRIOR TO BEGINNING OF GRADING. CONTRACTOR SHALL MAINTAIN ALL TEMPORARY EROSION CONTROL DEVICES AND SHALL REMOVE SILT FROM BERM DITCHES, SILT DAMS, AND SILT FENCES AS NEEDED. INSPECT DEVICES WITH GENERAL CONTRACTOR AT LEAST ONCE A WEEK.
18. CONTRACTOR TO COORDINATE ALL WORK WITH OTHER UTILITY INSTALLATIONS NOT COVERED IN THESE PLANS, (ELECTRIC, TELEPHONE, GAS, CABLE, ETC.) AND ALLOW FOR THEIR OPERATIONS & CONSTRUCTION TO BE PERFORMED.
19. CUT AND FILL SLOPES ARE NOT TO EXCEED 3:1 UNLESS OTHERWISE NOTED.
20. IN NO CASE SHALL ANY PAVED AREAS BE LESS THAN A SLOPE OF 1.0%. ALL ACCESSIBLE SIDEWALKS AND AISLE SLOPES NOT TO EXCEED 2% CROSS-SLOPE.
21. CONTRACTOR SHALL REPAIR OR REPLACE IN-KIND ANY DAMAGE THAT OCCURS AS RESULT OF HIS WORK.
22. ALL LINEAR FOOTAGE FOR ALL UTILITY PIPES ARE APPROXIMATE, ACTUAL INSTALLED QUANTITIES MAY VARY.
23. GRADING CONTRACTOR SHALL RESTORE TO GRADE AND COMPACTION ALL AREAS DISTURBED BY BUILDING CONSTRUCTION PRIOR TO BASE AND PAVING OPERATIONS COMMENCING.

DRAINAGE LEGEND

(A) 6" HDPE STORM STUB. SLOPE=1.0% MIN. INVERT=356.50 COORDINATE EXACT LOCATION WITH BUILDING PLANS.

UTILITIES & GRADING LEGEND

	EXISTING	PROPOSED
RIGHT-OF-WAY/PROPERTY LINE		
WATER LINE	W	6 W
SANITARY SEWER	SS	SS
SANITARY SEWER MANHOLE	(S)	
UNDERDRAIN		UD
UNDERGROUND POWER LINE		UGE
UNDERGROUND TELEPHONE/DATA LINE		UGT
OVERHEAD ELECTRIC LINE	OHE	
NATURAL GAS LINE	GAS	GAS
CLEANOUT		
FIRE HYDRANT		
WATER VALVE		
INDEX CONTOURS	750	750
1' INTERVALS	751	751
SPOT ELEVATION	x751.50	750.50
STORM SEWER		
CATCH BASIN		
LIGHT POLE (SEE SITE ELECTRICAL PLANS)		

NORTH

30 0 15 30 60

1 inch = 30 ft.

CIVIL ENGINEER:
BERRY ENGINEERS LLC
3555 KEITH ST NW, SUITE 109
CLEVELAND, TN 37312
TEL: (423) 790-8880
FIRM AUTHORIZATION: E-2720

DEVELOPER:
S & R DEVELOPMENT
115 W JACKSON ST
SUITE 2D
RIDGELAND, MS 39157

PROJECT:
HOLIDAY INN & HILTON TRU HOTEL
W RIDGELAND AVE
RIDGELAND, MS

CHRISTOPHER M. BERRY
LICENSED PROFESSIONAL ENGINEER
21163
01/10/2018
STATE OF MISSISSIPPI

REVISIONS		
1		
2		
3		
4		
5		
6		
7		
8		
9		
10		

SHEET NAME:
SITE GRADING & DRAINAGE PLAN

DATE:	01/10/2018
DRAWN BY:	BMB
CHECKED BY:	CMB
PROJECT NO.:	16049

SHEET NUMBER:
C-03

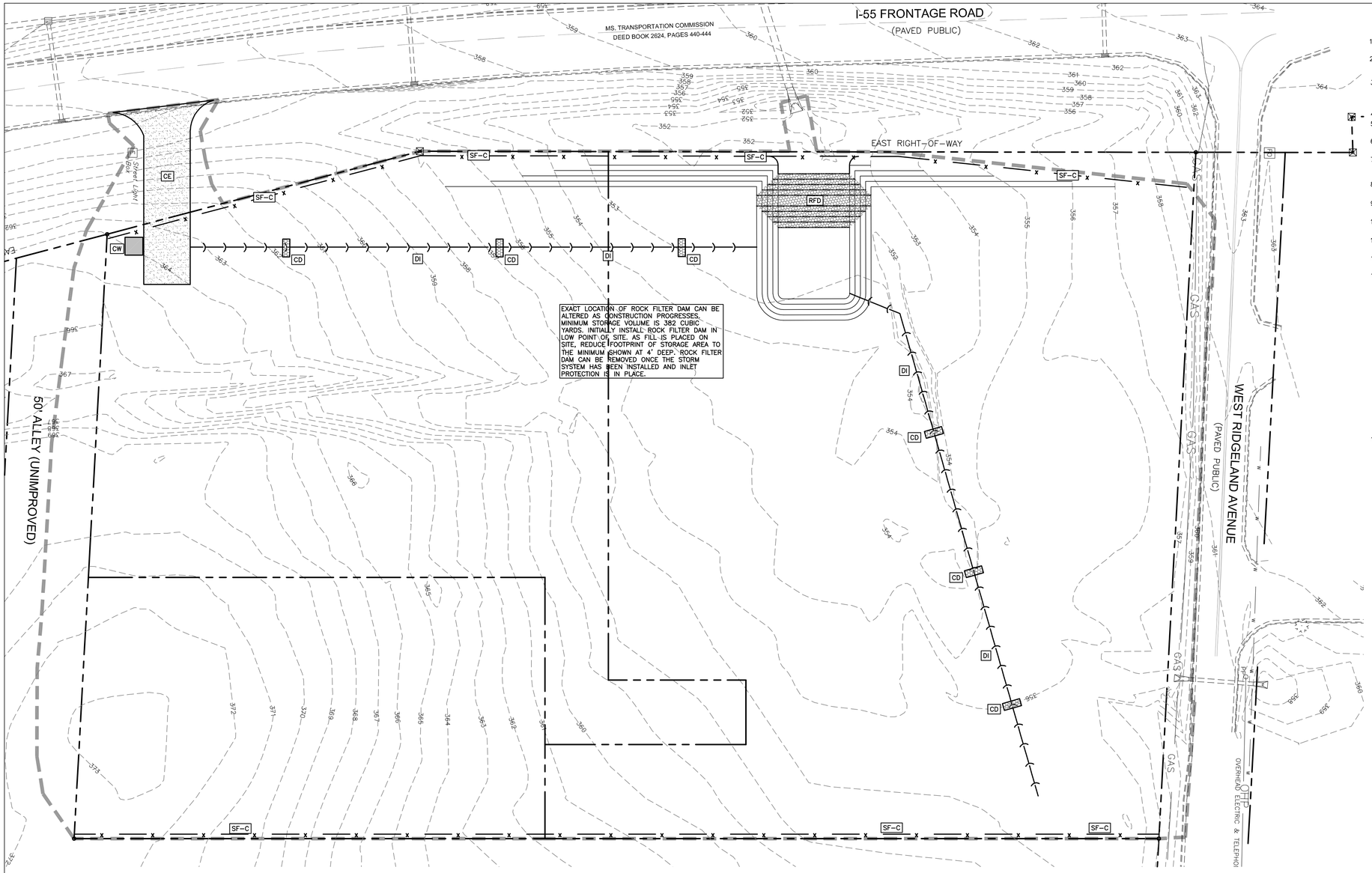

EROSION CONTROL NOTES

1. NO TREES ARE TO BE REMOVED AND/OR VEGETATION DISTURBED EXCEPT AS NECESSARY FOR GRADING PURPOSES.
2. TOPSOIL IS TO BE STRIPPED FROM ALL CUT AND FILL AREAS, STOCKPILED, AND REDISTRIBUTED OVER ALL GRADED AREAS TO A MINIMUM OF 4". ALL AREAS NOT COVERED BY BUILDINGS OR PAVING TO RECEIVE TOPSOIL.
3. ALL GRADED AREAS INCLUDING SLOPES ARE TO BE STABILIZED WITHIN 14 DAYS AFTER GRADING IS COMPLETED. COORDINATE WITH LANDSCAPING DRAWINGS AS TO TYPE OF PERMANENT GROUND COVER TO BE USED. AT A MINIMUM, ALL DISTURBED AREAS ARE TO BE SEEDED AND MULCHED.
4. CUT AND FILL SLOPES ARE NOT TO EXCEED 3:1 UNLESS OTHERWISE NOTED.
5. CONSTRUCT EROSION CONTROL DEVICES AS SHOWN AND WHERE DESIGNATED BY THE ENGINEER.
6. ALL NEW STRUCTURES AND EXISTING STRUCTURES SHALL HAVE ALL SEDIMENT REMOVED PRIOR TO ACCEPTANCE.
7. ALL DIMENSIONS AND LOCATIONS OF TEMPORARY SOIL EROSION AND WATER POLLUTION CONTROL DEVICES SHALL BE SUBJECT TO ADJUSTMENT AS NECESSARY TO BE EFFECTIVE.
8. WHEN THE TEMPORARY SOIL EROSION AND WATER POLLUTION CONTROL DEVICES ARE NO LONGER REQUIRED FOR THE INTENDED PURPOSE THEY SHALL BE REMOVED.
9. SILT FENCES ARE TO BE REPLACED WHEN EFFECTIVENESS IS SIGNIFICANTLY REDUCED, OR AS DIRECTED.
10. EROSION CONTROL MEASURES SHALL MEET OR EXCEED MINIMUM CRITERIA, STANDARDS AND SPECIFICATIONS SET BY THE MISSISSIPPI DEPARTMENT OF ENVIRONMENTAL QUALITY.
11. CONTRACTOR SHALL ENSURE THAT ANY EROSION CONTROL MEASURES DO NOT CAUSE WATER TO ENTER ONTO ROADWAY.
12. CONTRACTOR IS RESPONSIBLE TO PERFORM ALL REQUIRED INSPECTIONS AND TO SUBMIT ALL REQUIRED DOCUMENTATION TO THE LOCAL AUTHORITY.
13. TOPSOIL MATERIAL AND SEEDING
    - A. TOPSOIL MATERIAL (STOCKPILED, AS SPECIFIED IN SECTION 02200) HAS BEEN SAVED FOR USE IN FINISH GRADING. AFTER SIFTING OUT ALL PLANT GROWTH, RUBBISH, AND STONES, USE FOR AREAS DESIGNATED TO RECEIVE GRASS. IF STOCKPILED TOPSOIL IS NOT SUFFICIENT QUANTITY TO COMPLETE WORK, FURNISH ACCEPTABLE TOPSOIL FOR GRASS AREAS UNLESS NOTED OTHERWISE ON THE DRAWINGS. GRASS AREAS SHALL BE DEFINED AS THAT GRADED AREA DISTURBED DURING CONSTRUCTION NOT TO BE PAVED OR BUILT UPON.
    - B. ACCEPTABLE TOPSOIL MATERIAL SHALL BE DEFINED AS NATURAL FERTILE, AGRICULTURAL SOIL, CAPABLE FOR SUSTAINING VIGOROUS PLANT GROWTH, UNIFORM COMPOSITION THROUGHOUT, WITHOUT ADMIXTURE OF SUBSOIL, FREE OF STONES, LUMPS, PLANTS AND THEIR ROOTS, STICKS,OR OTHER EXTRANEOUS MATTER; DO NOT DELIVER WHILE IN A FROZEN OR MUDDY CONDITION.
    - C. GRASS SEED SHALL BE OF THE PREVIOUS SEASON'S CROP AND THE DATE OF ANALYSIS SHOWN ON EACH BAG FOR TESTING. GRADING CONTRACTOR SHALL HIRE A QUALIFIED LANDSCAPE CONTRACTOR TO PREP FOR AND PERFORM ALL PERMANENT SEEDING.
    - D. THE SEED SHALL COMPLY WITH ALL PROVISIONS OF THE U.S. DEPARTMENT OF AGRICULTURE AS TO LABELING, PURITY, AND GERMINATION.
    - E. PERMANENT STAND OF GRASS SHALL BE ESTABLISHED 30 DAYS PRIOR TO GRAND OPENING. ALL WATERING, MAINTENANCE, MOWING, ETC. SHALL BE PERFORMED BY THE SITE CONTRACTOR WITH ACCEPTANCE BY OWNER.
14. SEE SHEET C-07 FOR ADDITIONAL DETAILS ON EROSION AND SEDIMENT CONTROL.

EROSION CONTROL LEGEND

CE	TEMPORARY GRAVEL CONSTRUCTION EXIT	
SF-A SF-C	SILT FENCE (TYPE A, NON-WIRE BACKED) (TYPE C, WIRE BACKED)	
RR	RIP RAP	
CD	CHECK DAM	
RFD	ROCK FILTER DAM	
IP	INLET PROTECTION	
DI	DIVERSION DITCH	
CW	CONCRETE TRUCK WASH OUT AREA	
MAT	EROSION CONTROL MATTING	
	LIMITS OF CLEARING (5.6± ACRES)	

CONTRACTOR TO PERFORM WEEKLY INSPECTIONS IN ACCORDANCE WITH THE FIELD MANUAL FOR EROSION AND SEDIMENT CONTROL ON CONSTRUCTION SITES IN MISSISSIPPI

NORTH

30 0 15 30 60

1 inch = 30 ft.

CIVIL ENGINEER:
BERRY ENGINEERS LLC
3555 KEITH ST NW, SUITE 109
CLEVELAND, TN 37312
TEL: (423) 790-5880
FIRM AUTHORIZATION: E-2720

DEVELOPER:
S & R DEVELOPMENT
115 W JACKSON ST
SUITE 2D
RIDGELAND, MS 39157

PROJECT:
HOLIDAY INN & HILTON TRU HOTEL
W RIDGELAND AVE
RIDGELAND, MS

CHRISTOPHER M. BERRY
LICENSED PROFESSIONAL ENGINEER
21163
01/2018
STATE OF MISSISSIPPI

REVISIONS

1		
2		
3		
4		
5		
6		
7		
8		
9		
10		

SHEET NAME:
EROSION CONTROL PLAN (PHASE 1)

DATE:	01/10/2018
DRAWN BY:	BMB
CHECKED BY:	CMB
PROJECT NO.:	16049

SHEET NUMBER:
C-04.1

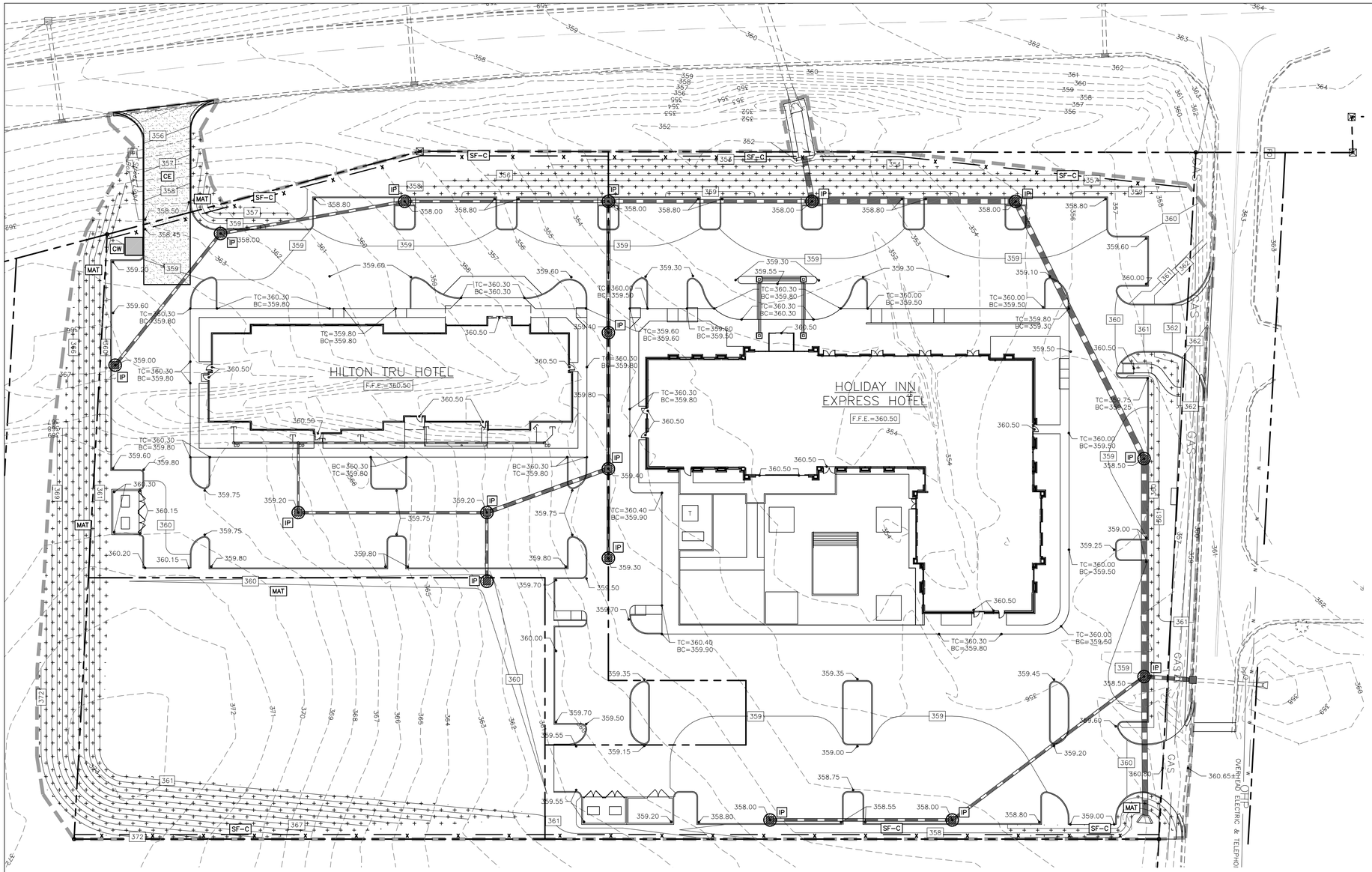

EROSION CONTROL LEGEND

CE	TEMPORARY GRAVEL CONSTRUCTION EXIT	
SF-A SF-C	SILT FENCE (TYPE A, NON-WIRE BACKED) (TYPE C, WIRE BACKED)	
RR	RIP RAP (PERMANENT)	
CD	CHECK DAM	
RFD	ROCK FILTER DAM	
IP	INLET PROTECTION	
DI	DIVERSION DITCH	
CW	CONCRETE TRUCK WASH OUT AREA	
MAT	EROSION CONTROL MATTING	
	LIMITS OF CLEARING (5.6± ACRES)	

CONTRACTOR TO PERFORM WEEKLY INSPECTIONS IN ACCORDANCE WITH THE FIELD MANUAL FOR EROSION AND SEDIMENT CONTROL ON CONSTRUCTION SITES IN MISSISSIPPI

NORTH

30 0 15 30 60

1 inch = 30 ft.

CIVIL ENGINEER:
BERRY ENGINEERS LLC
3555 KEITH ST NW, SUITE 109
CLEVELAND, TN 37312
TEL: (423) 790-5880
FIRM AUTHORIZATION: E-2720

DEVELOPER:
S & R DEVELOPMENT
115 W JACKSON ST
SUITE 2D
RIDGELAND, MS 39157

PROJECT:
HOLIDAY INN & HILTON TRU HOTEL
W RIDGELAND AVE
RIDGELAND, MS

CHRISTOPHER M. BERRY
LICENSED PROFESSIONAL ENGINEER
21163
01/10/2018
STATE OF MISSISSIPPI

REVISIONS

1		
2		
3		
4		
5		
6		
7		
8		
9		
10		

SHEET NAME:
EROSION CONTROL PLAN (PHASE 2)

DATE:	01/10/2018
DRAWN BY:	BMB
CHECKED BY:	CMB
PROJECT NO.:	16049
SHEET NUMBER:	C-04.2

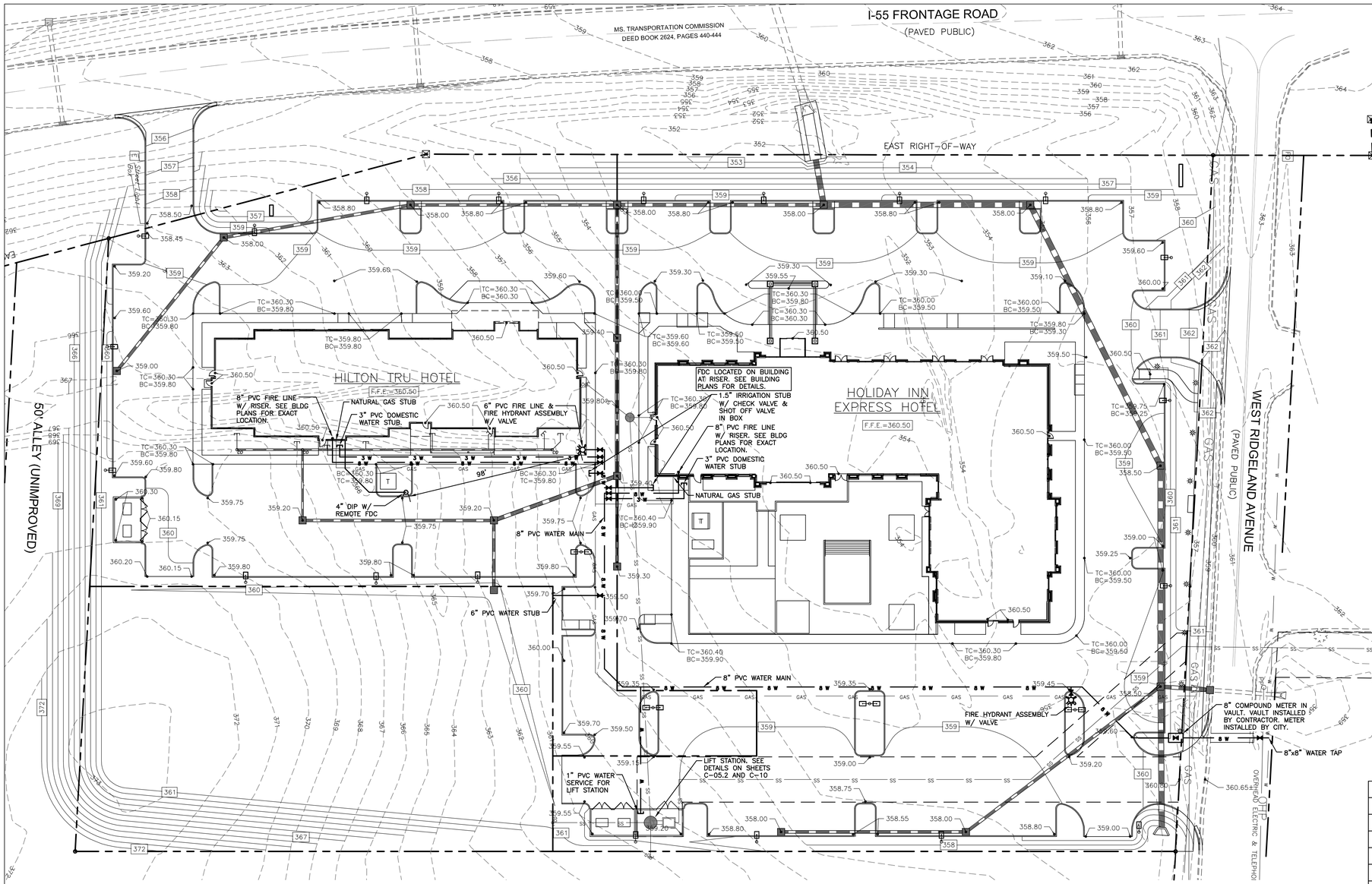

SITE UTILITY NOTES

1. THE SITE UTILITY PLAN IS FOR SANITARY SEWER AND WATER LINE CONSTRUCTION ONLY. DO NOT USE FOR GRADING OR STORM SEWER CONSTRUCTION.
2. ALL PIPE LENGTHS ARE HORIZONTAL DISTANCES AND ARE APPROXIMATE.
3. ALL DOMESTIC WATER AND SANITARY SEWER STUBS TO BE TERMINATED 5 FEET OUTSIDE OF THE BUILDING UNLESS OTHERWISE NOTED. THE END OF THESE SERVICE LINES SHALL BE TIGHTLY PLUGGED OR CAPPED AND MARKED UNTIL SUCH TIME AS CONNECTION IS MADE INSIDE BUILDING BY PLUMBING CONTRACTOR.
4. SITE UTILITY CONTRACTOR SHALL PROVIDE ALL THE MATERIALS AND APPURTENANCES NECESSARY FOR THE COMPLETE INSTALLATION OF THE UTILITIES. ALL PIPE AND FITTINGS SHALL BE INSPECTED BY THE WATER DEPARTMENT INSPECTOR PRIOR TO BEING COVERED. THE INSPECTOR MUST ALSO BE PRESENT DURING PRESSURE TESTING AND DISINFECTION OF LATERALS AND HIS SIGNATURE OF APPROVAL IS REQUIRED.
5. ALL WORK SHALL COMPLY WITH ALL APPLICABLE CODES, REGULATIONS, AND/OR LOCAL STANDARDS IMPOSED BY LOCAL UTILITY, AND THE CITY OF RIDGELAND.
6. THE SITE UTILITY CONTRACTOR SHALL MAKE ARRANGEMENTS WITH THE LOCAL UTILITY AUTHORITIES FOR CONNECTION TO THE EXISTING MAINS AND PAY ALL APPLICABLE FEES.
7. ALL WATER LINES SHALL HAVE A MINIMUM COVER OF 30" ABOVE TOP OF PIPE.
8. CONTRACTOR SHALL ADJUST LOCATION OF PROPOSED WATER LINES AS REQUIRED TO AVOID CONFLICTS WITH STORM SEWER OR OTHER UTILITIES AT NO EXTRA COST.
9. BASED ON THE CURRENT EDITION OF THE INTERNATIONAL PLUMBING CODE, CLEANOUTS ARE REQUIRED AT A MAXIMUM SPACING OF 100 FEET ON UTILITY LEAD-INS TO BUILDING. CONTRACTOR TO PROVIDE A CLEANOUT WITHIN 5 FEET OF BUILDING AND AT ALL BENDS.
10. THE SITE UTILITY CONTRACTOR SHALL COOPERATE AND WORK WITH ALL OTHER CONTRACTORS ON THE SITE.
11. ALL MATERIALS SHALL BE U.L. LISTED AND APPROVED BY THE LOCAL UTILITY COMPANY UNLESS DIRECTED OTHERWISE BY THE ENGINEER.
12. THE EXISTING UTILITY FACILITIES AND LOCATIONS SHOWN ON THE DRAWINGS ARE TAKEN FROM READILY AVAILABLE INFORMATION. THE ACTUAL LOCATIONS OF THE UTILITY FACILITIES MAY VARY SOMEWHAT FROM THE LOCATIONS SHOWN OR INDICATED ON THE DRAWINGS. THE SITE UTILITY CONTRACTOR SHALL CONTACT ALL AGENCIES WITH UTILITY FACILITIES IN THE VICINITY OF THE WORK AND SHALL LOCATE ALL UNDERGROUND FACILITIES BEFORE BEGINNING WORK. THE CONTRACTOR SHALL PROTECT ALL UTILITY FACILITIES AND REPAIR ANY DAMAGES RESULTING FROM THEIR WORK, IN CONFORMANCE WITH THE CONTRACT DOCUMENTS AND SPECIFICATIONS AND RELOCATE IF REQUIRED.
13. ALL PVC WATER LINES SHALL MEET AWWA C900 SPECIFICATIONS WITH GASKET JOINTS MEETING ASTM F477 AND ASTM D3139. PVC WATER LINES OVER 4"ø SHALL BE C900 PRESSURE CLASS DR 18 (235 PSI). FIRE LINES TO BUILDINGS SHALL BE PRESSURE CLASS DR 18 (235 PSI). WATER LINES 2"ø TO 4"ø SHALL BE SCHEDULE 40 PVC. TYPE K COPPER SHALL BE USED FOR WATER LINES LESS THAN 2"ø.
14. ALL SANITARY SEWER PIPE SHALL BE SDR 26 MEETING ASTM D3034 WITH GASKET TYPE JOINTS MEETING ASTM F477.
15. UTILITY LEAD-INS TO BUILDING SHALL NOT BE INSTALLED UNTIL BUILDING PLANS ARE COMPLETED AND LOCATIONS ESTABLISHED ON THE ARCHITECTURAL PLUMBING PLANS. LEAD-INS MAY CHANGE 15' HORIZONTALLY AND 3' VERTICALLY PRIOR TO INSTALLATIONS AT NO ADDITIONAL COST TO THE OWNER. UTILITY CONTRACTOR SHALL REQUEST AND RECEIVE WRITTEN APPROVAL FROM PRIME CONTRACTOR PRIOR TO INSTALLATION OF LEAD-INS. LOCATION, SIZE, AND INVERT ELEVATIONS OF SANITARY SEWER SHALL BE COORDINATED WITH THE APPROVED PLUMBING PLANS FOR THE BUILDING.
16. BUILDING PLUMBING CONTRACTOR SHALL PAY ALL COST FOR WATER METERS, METER BOXES, VALVES, ETC. TO PROVIDE A COMPLETE JOB PER LOCAL AUTHORITY REQUIREMENTS.
17. THRUST BLOCKS SHALL BE PROVIDED AT ALL TEES, ELBOWS, AND BENDS OF SUFFICIENT SIZE TO COMPLY WITH MINIMUM STANDARDS OF N.F.P.A. – EXISTING SOIL CONDITIONS.
18. SHOULD LATENT SOIL CONDITIONS NECESSITATE, CONTRACTOR SHALL INSTALL SPECIAL SUPPORTS FOR PIPING AND/OR APPURTENANCES INCLUDING THE REMOVAL OF UNSUITABLE MATERIAL AND BACKFILLING WITH GRAVEL OR OTHER MATERIAL. CONTRACTOR SHALL PERFORM ANY SUCH WORK AS DIRECTED BY THE CIVIL ENGINEER AND/OR SOILS ENGINEER AT NO COST TO OWNER.
19. CONTRACTOR TO COORDINATE ALL WORK WITH OTHER UTILITY INSTALLATIONS NOT COVERED IN THESE PLANS (ELECTRIC, TELEPHONE, GAS, CABLE, ETC.) AND ALLOW FOR THEIR OPERATIONS AND CONSTRUCTION TO BE PREPARED.
20. THE SITE UTILITY CONTRACTOR SHALL COORDINATE AND PAY FOR ALL SANITARY SEWER CONNECTIONS. SANITARY SEWER CONNECTION FINAL TIE-IN TO THE EXISTING MANHOLE(S) SHALL NOT BE MADE UNTIL COMPLETION OF THE PROPOSED SYSTEM AND ALL MANHOLES HAVE BEEN BROUGHT ABOVE GROUND TO INSURE SEDIMENT DOES NOT ENTER SYSTEM. LINES SHALL BE PROPERLY CLEANED, IF NEEDED. A SAG GAUGE IS REQUIRED TO BE PULLED THROUGH ALL GRAVITY SEWER LINES TO VERIFY CONSISTENCY OF GRADE.
21. CONNECTIONS TO EXISTING WATER LINE MAY BE PERFORMED BY THE LOCAL UTILITY COMPANY. THE SITE UTILITY CONTRACTOR SHALL VERIFY REQUIREMENTS AND PAY ALL COSTS.
22. SITE UTILITY CONTRACTOR TO COORD. WITH IRRIGATION CONTRACTOR TO PROVIDE POWER IN CONDUIT TO IRRIGATION CONTROLLER PER MANUFACTURERS RECOMMENDATIONS. VERIFY EXACT LOCATION OF CONTROLLER W/ OWNER PRIOR TO INSTALLATION.
23. SPRINKLER MAINS ARE TO BE STUBBED 18" INSIDE BUILDING AND TURNED UP 12" ABOVE F.F.E. UNLESS OTHERWISE NOTED. CONTRACTOR SHALL VERIFY LICENSING REQUIREMENTS FOR INSTALLATION OF FIRE LINES PRIOR TO SUBMITTING A BID.

UTILITIES & GRADING LEGEND

	EXISTING	PROPOSED
RIGHT-OF-WAY/PROPERTY LINE		
WATER LINE	W	6 W
SANITARY SEWER	SS	SS
SANITARY SEWER MANHOLE	S	
UNDERDRAIN		UD
UNDERGROUND POWER LINE		UGE
UNDERGROUND TELEPHONE/DATA LINE		UGT
OVERHEAD ELECTRIC LINE	OHE	
NATURAL GAS LINE	GAS	GAS
CLEANOUT		
FIRE HYDRANT		
WATER VALVE	W	
INDEX CONTOURS	750	750
1' INTERVALS	751	751
SPOT ELEVATION	x751.50	750.50
STORM SEWER		
CATCH BASIN		
LIGHT POLE (SEE SITE ELECTRICAL PLANS)		

NORTH

30 0 15 30 60

1 inch = 30 ft.

CIVIL ENGINEER:
BERRY ENGINEERS LLC
3555 KEITH ST NW, SUITE 109
CLEVELAND, TN 37312
TEL: (423) 790-8880
FIRM AUTHORIZATION: E-2720

DEVELOPER:
S & R DEVELOPMENT
115 W JACKSON ST
SUITE 2D
RIDGELAND, MS 39157

PROJECT:
HOLIDAY INN & HILTON TRU HOTEL
W RIDGELAND AVE
RIDGELAND, MS

CHRISTOPHER M. BERRY
LICENSED PROFESSIONAL ENGINEER
21163
01/2018
STATE OF MISSISSIPPI

REVISIONS

1	BULLETIN #1	03/01/17
2		
3		
4		
5		
6		
7		
8		
9		
10		

SHEET NAME:
WATER & GAS PLAN

DATE:	01/10/2018
DRAWN BY:	BMB
CHECKED BY:	CMB
PROJECT NO.:	16049
SHEET NUMBER:	C-05.1

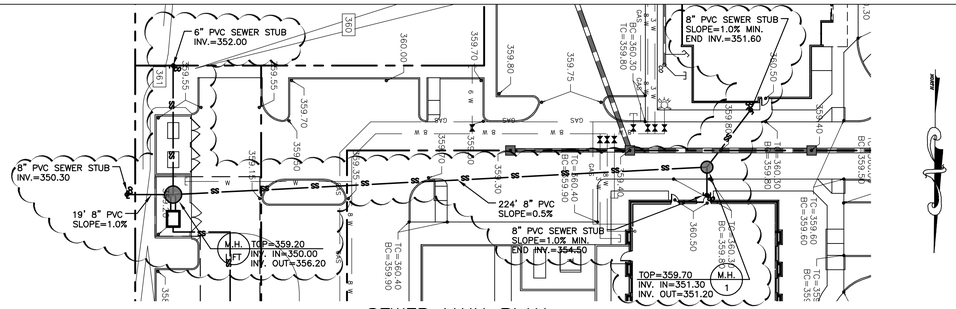

SEWER MAIN PLAN

SCALE: 1" = 30'

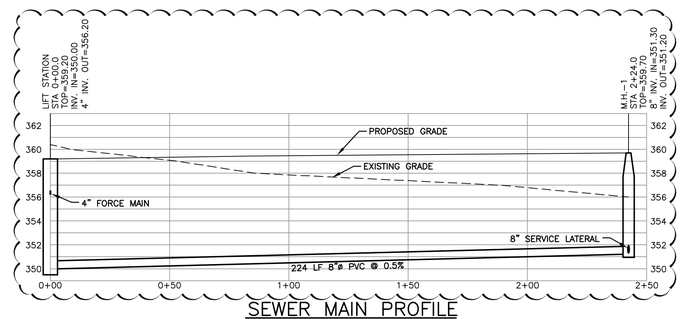

SEWER MAIN PROFILE

SCALE: 1" = 30' HORIZONTAL
1" = 6' VERTICAL

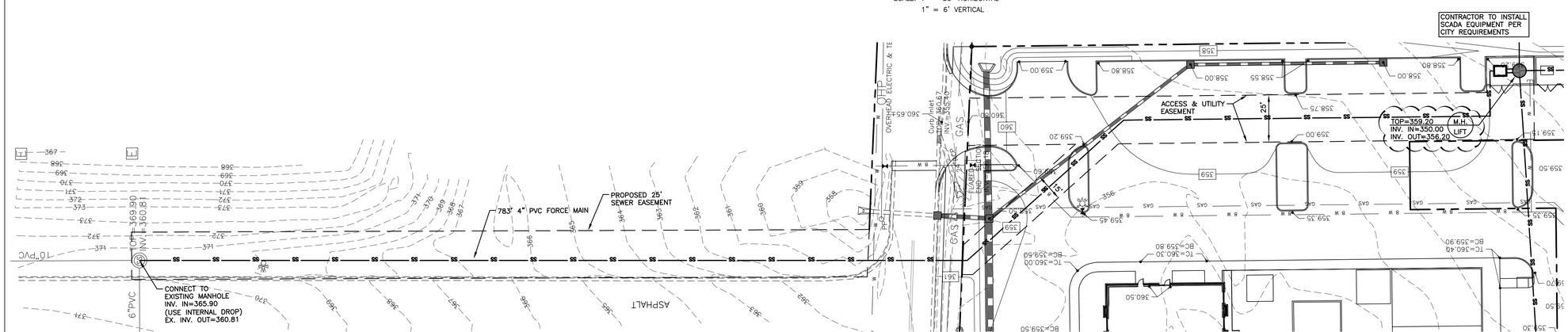

FORCE MAIN PLAN

SCALE: 1" = 30'

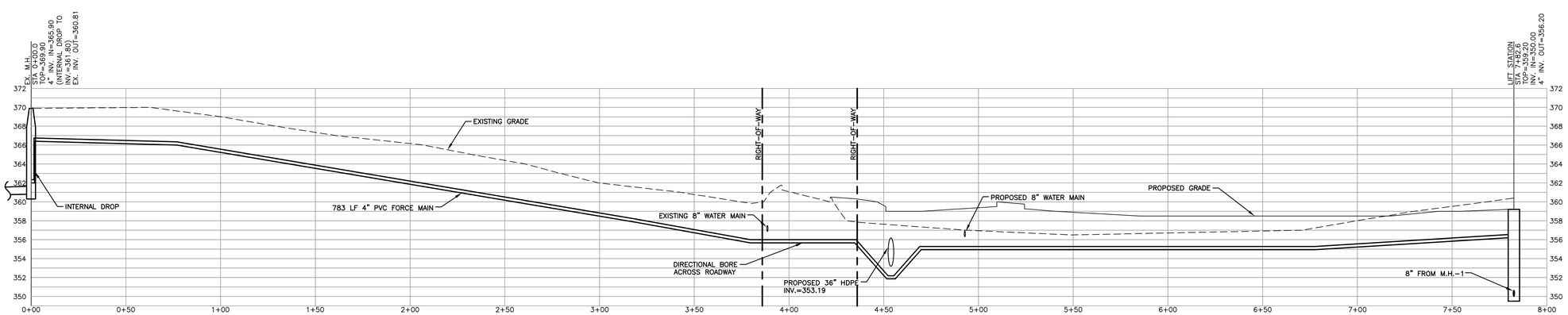

FORCE MAIN PROFILE

SCALE: 1" = 30' HORIZONTAL
1" = 6' VERTICAL

CIVIL ENGINEER:

BERRY ENGINEERS LLC
3555 KEITH ST NW, SUITE 109
CLEVELAND, TN 37312
TEL: (423) 790-5880
FIRM AUTHORIZATION: E-2720

DEVELOPER:

S & R DEVELOPMENT
115 W JACKSON ST
SUITE 2D
RIDGELAND, MS 39157

PROJECT:

HOLIDAY INN & HILTON TRU HOTEL
W RIDGELAND AVE
RIDGELAND, MS

CHRISTOPHER M. BERRY
LICENSED PROFESSIONAL ENGINEER
21163
STATE OF MISSISSIPPI

REVISIONS		
1	BULLETIN #1	03/01/17
2		
3		
4		
5		
6		
7		
8		
9		
10		

SHEET NAME:
SEWER MAIN PLAN & PROFILE

DATE:	01/10/2018
DRAWN BY:	BMB
CHECKED BY:	CMB
PROJECT NO.:	16049

SHEET NUMBER:
C-05.2

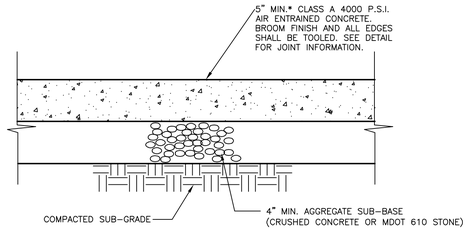

*4" CONC. @ ALL SIDEWALKS W/ 4" MIN. AGGREGATE BASE

STANDARD DUTY CONCRETE SECTION

SEE GEOTECHNICAL REPORT FOR ADDITIONAL INFORMATION

1

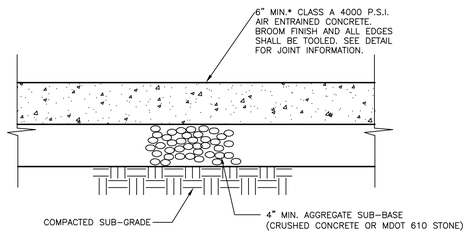

HEAVY DUTY CONCRETE SECTION

SEE GEOTECHNICAL REPORT FOR ADDITIONAL INFORMATION

*8" CONC. @ ALL DUMPSTER PADS W/ 4" MIN. AGGREGATE BASE

2

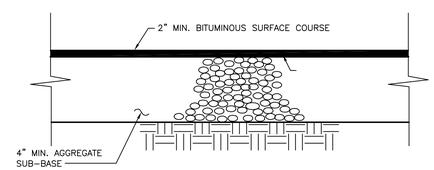

MULTI-USE ASPHALT PATH PAVEMENT SECTION

3

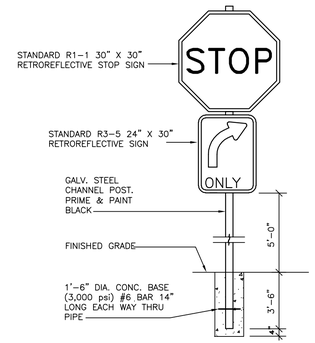

STOP SIGN W/ RIGHT TURN ONLY DETAIL

N.T.S.

5

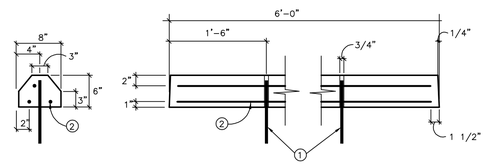

PRECAST CONCRETE WHEEL STOP DETAIL

N.T.S.

NOTES

1. NO. 5 BARS -18" MIN. LENGTH FILL VOID WITH BUTYL RUBBER CAULKING (COMMERCIAL GRADE) OR OTHER APPROVED MATERIAL.
2. NO. 3 DEFORMED BARS OR LARGER (3 REQUIRED).
3. THE MIN. REQUIREMENT FOR REINFORCING STEEL SHALL BE GRADE 40. THE UNIT WEIGHS APPROXIMATELY 38 POUNDS PER FOOT.
4. OTHER TYPES OF STOPS MAY BE PERMITTED IF APPROVED IN WRITING BY THE ENGINEER.

6

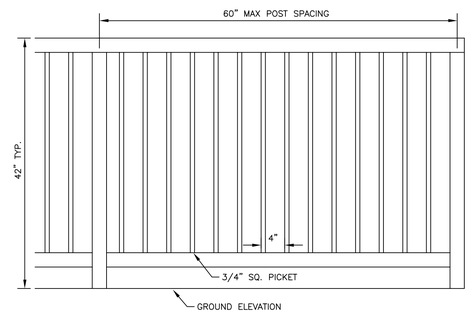

PEDESTRIAN RAILING DETAIL

N.T.S.

*RAILING SHALL BE BLACK ALUMINUM OR STEEL

7

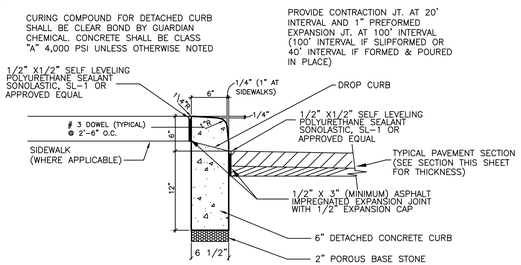

6" HEADER CONCRETE CURB

N.T.S.

*CONTRACTOR MAY POUR CURB MONOLITHICALLY WITH PAVEMENT IN LIEU OF PROVIDING A DETACHED CURB

4

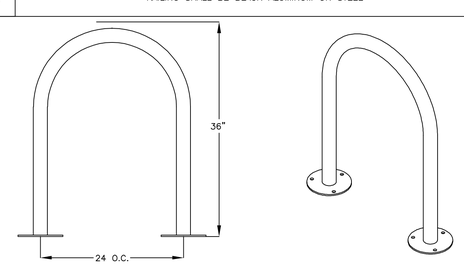

FRONT VIEW

ISOMETRIC VIEW

BIKE RACK DETAIL (INVERTED U)

GENERAL NOTES

1. TUBING SHALL BE 2.375"ø X 0.154" WALL THICKNESS.
2. SURFACE PLATE SHALL BE 7.5"ø X 0.25" THICK WITH THREE 9/16" MOUNTING HOLES.
3. MOUNT WITH SIX 1/2"ø X 4-5" STAINLESS STEEL ANCHOR BOLTS.
4. MULTIPLE RACKS SHALL BE SPACED 28" APART O.C.
5. MATERIALS SHALL BE FACTORY PAINTED BLACK.

8

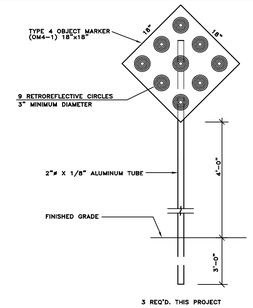

ROAD TERMINATION MARKERS

N.T.S.

9

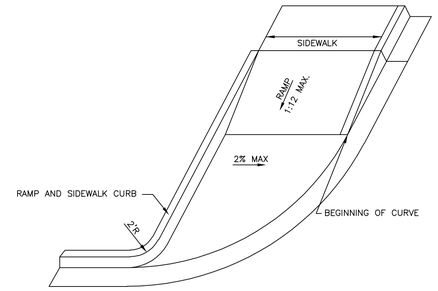

STRAIGHT SIDEWALK RAMP DETAIL

N.T.S.

10

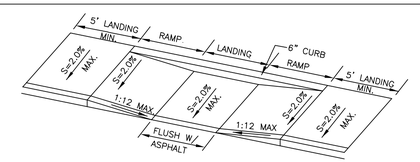

PARALLEL SIDEWALK RAMP DETAIL

N.T.S.

11

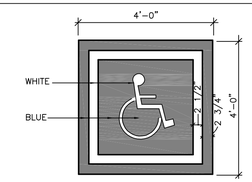

PAINTED ACCESSIBLE SYMBOL

N.T.S.

12

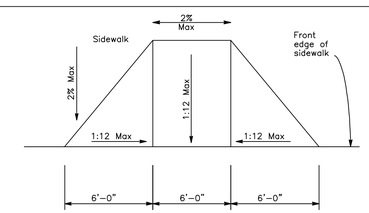

CONCRETE FLARED RAMP DETAIL

N.T.S.

13

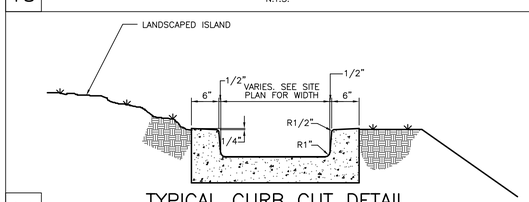

TYPICAL CURB CUT DETAIL

N.T.S.

14

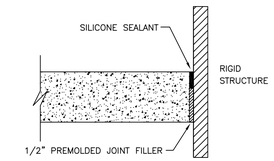

PROVIDE ISOLATION JOINT WHERE CONCRETE PAVEMENT ABUTS A RIGID STRUCTURE (BUILDING, CURB, LIGHT POLE BASE, ETC.)

ISOLATION JOINT

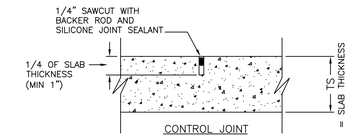

CONTROL JOINT

SAW CUT SCHEDULE

4" = 10'x10'x1" DEEP*
5" = 12'x12'x1.25" DEEP
6" = 15'x15'x1.5" DEEP
8" = 15'x15'x2" DEEP

*ALL PANELS SHALL BE AS CLOSE TO SQUARE AS POSSIBLE. FOR EXAMPLE, A 6' WIDE SIDEWALK SHALL HAVE CONTROL JOINTS SPACED AT 6' O.C.

**ALL SAW CUTS SHALL BE MADE 4-12 HOURS AFTER CONCRETE PLACEMENT.

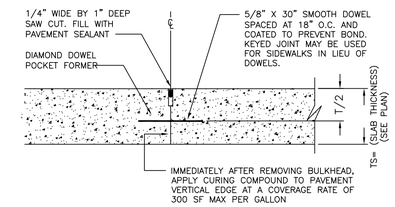

CONSTRUCTION JOINT

*KEYED CONSTRUCTION JOINTS SHALL BE USED FOR ALL SIDEWALKS.

CONCRETE PAVEMENT JOINT DETAILS

N.T.S.

15

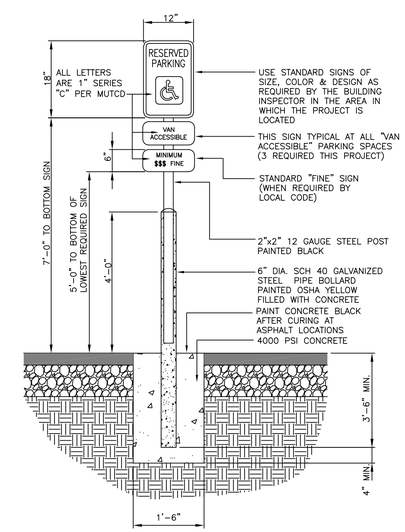

ONE AT EACH HANDICAP SPACE.
WHERE HANDICAP SPACES FACE EACH OTHER WITHOUT WALKWAY, THERE SHALL BE ONE POST WITH SIGNS MOUNTED BOTH SIDES

ACCESSIBLE PARKING SIGN DETAIL

N.T.S.

16

CIVIL ENGINEER:

BERRY ENGINEERS LLC
3555 KEITH ST NW, SUITE 109
CLEVELAND, TN 37312
TEL: (423) 790-8880
FIRM AUTHORIZATION: E-2720

DEVELOPER:

S & R DEVELOPMENT
115 W JACKSON ST
SUITE 2D
RIDGELAND, MS 39157

PROJECT:

HOLIDAY INN & HILTON TRU HOTEL
W RIDGELAND AVE
RIDGELAND, MS



REVISIONS		
1		
2		
3		
4		
5		
6		
7		
8		
9		
10		

SHEET NAME: SITE DETAILS

DATE:	01/10/2018
DRAWN BY:	BMB
CHECKED BY:	CMB
PROJECT NO.:	16049

SHEET NUMBER: C-06

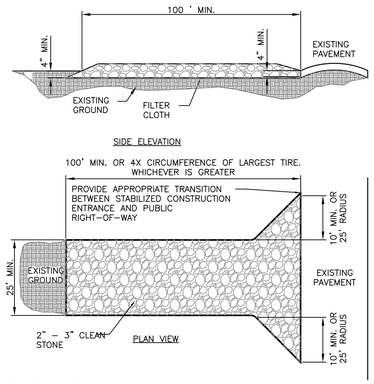

CONSTRUCTION SPECIFICATIONS

1. STONE – USE COARSE AGGREGATE (2 – 3 INCH STONE)
2. LENGTH – AS EFFECTIVE, BUT NOT LESS THAN 100 FEET.
3. THICKNESS – NOT LESS THAN EIGHT (8) INCHES.
4. WIDTH – NOT LESS THAN FULL WIDTH OF ALL POINTS OF INGRESS OR EGRESS.
5. WASHING – WHEN NECESSARY, WHEELS SHALL BE CLEANED TO REMOVE SEDIMENT PRIOR TO ENTRANCE ONTO PUBLIC RIGHT-OF-WAY. WHEN WASHING IS REQUIRED, IT SHALL BE DONE ON AN AREA STABILIZED WITH CRUSHED STONE WHICH DRAINS INTO AN APPROVED SEDIMENT TRAP OR SEDIMENT BASIN. ALL SEDIMENT SHALL BE PREVENTED FROM ENTERING ANY STORM DRAIN, DITCH, OR WATERCOURSE THROUGH USE OF SAND BAGS, GRAVEL, BOARDS OR OTHER APPROVED METHODS.
6. MAINTENANCE – THE ENTRANCE SHALL BE MAINTAINED IN A CONDITION WHICH WILL PREVENT TRACKING OR FLOWING OF SEDIMENT ONTO PUBLIC RIGHT-OF-WAY. THIS MAY REQUIRE PERIODIC TOP DRESSING WITH ADDITIONAL STONE AS CONDITIONS DEMAND AND REPAIR AND/OR CLEANOUT OF ANY MEASURES USED TO TRAP SEDIMENT. ALL SEDIMENT SPILLED, DROPPED, WASHED OR TRACKED ONTO PUBLIC RIGHTS-OF-WAY MUST BE REMOVED IMMEDIATELY.
7. 12' X 24' METAL GRATE MAY BE USED. GRATE SHALL BE 25' AWAY FROM PAVEMENT AND APPROPRIATE SEDIMENT CONTROL TRAPPING DEVICE SHALL BE USED AT GRATE OUTLET POINT.

CONSTRUCTION EXIT DETAIL

N.T.S.

1

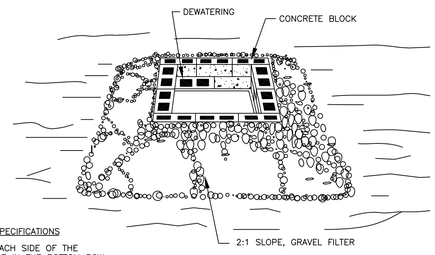

CONSTRUCTION SPECIFICATIONS

1. LAY ONE BLOCK ON EACH SIDE OF THE STRUCTURE ON ITS SIDE IN THE BOTTOM ROW TO ALLOW POOL DRAINAGE. THE FOUNDATION SHOULD BE EXCAVATED AT LEAST 2 INCHES BELOW THE CREST OF THE STORM DRAIN. PLACE THE BOTTOM ROW OF BLOCKS AGAINST THE EDGE OF THE STORM DRAIN FOR LATERAL SUPPORT AND TO AVOID WASHOUTS WHEN OVERFLOW OCCURS. IF NEEDED, GIVE LATERAL SUPPORT TO SUBSEQUENT ROWS BY PLACING 2 X 4 WOOD STUDS THROUGH BLOCK OPENINGS.
2. CAREFULLY FIT HARDWARE CLOTH OR COMPARABLE WIRE MESH WITH 1/2-INCH OPENINGS OVER ALL BLOCK OPENINGS TO HOLD GRAVEL IN PLACE.
3. USE CLEAN GRAVEL, 3/4- TO 1/2-INCH IN DIAMETER, PLACED 2 INCHES BELOW THE TOP OF THE BLOCK ON A 2:1 SLOPE OR FLATTER AND SMOOTH IT TO AN EVEN GRADE. DOT #57 WASHED STONE IS RECOMMENDED.

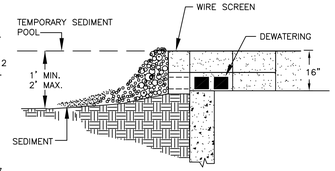

STORM DRAIN INLET PROTECTION

N.T.S.

3

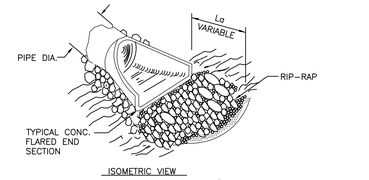

D = Pipe Dia.
La = Apron Length
W = Apron Width
D50 = Median Riprap Size
d = Apron Depth
2.25 x D50 (Min.)

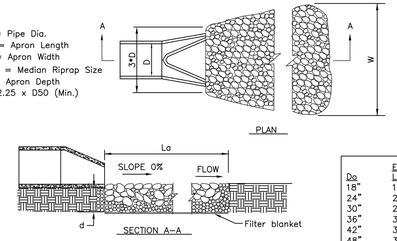

ELEVATION TABLE			
Do	La	W	D50
18"	14'	7.5'	8"
24"	20'	10'	10"
30"	25'	12.5'	10"
36"	32'	15'	12"
42"	32'	17.5'	12"
48"	37'	20'	15"

NOTES:
SEE APPROPRIATE SCHEDULE FOR DIMENSIONS
1. La is the length of the riprap apron.
2. d = 1.5 times the maximum stone diameter but not less than 6".
3. A filter blanket or filter fabric should be installed between the rip-rap and soil foundation.

RIP RAP APRON – OUTLET CHANNEL

N.T.S.

5

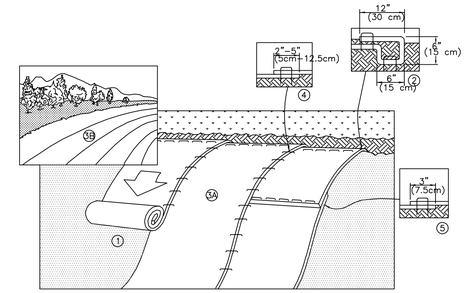

EROSION CONTROL BLANKET DETAIL

FOR SLOPE INSTALLATION

1. PREPARE SOIL BEFORE INSTALLING BLANKETS, INCLUDING ANY NECESSARY APPLICATION OF LIME, FERTILIZER, AND SEED. NOTE: WHEN USING CELL-O-SEED DO NOT SEED PREPARED AREA. CELL-O-SEED MUST BE INSTALLED WITH PAPER SIDE DOWN.
2. BEGIN AT THE TOP OF THE SLOPE BY ANCHORING THE BLANKET IN A 6" (15cm) WIDE TRENCH WITH APPROXIMATELY 12" (30cm) OF BLANKET EXTENDED BEYOND THE UP-SLOPE PORTION OF THE TRENCH. ANCHOR THE BLANKET WITH A ROW OF STAPLES/STAKES APPROXIMATELY 12" (30cm) APART IN THE BOTTOM OF THE TRENCH. BACKFILL AND COMPACT THE TRENCH AFTER STAPLING. APPLY SEED TO COMPACTED SOIL AND FOLD REMAINING 12" (30cm) PORTION OF THE BLANKET BACK OVER SEED AND COMPACTED SOIL. SECURE BLANKET OVER COMPACTED SOIL WITH A ROW OF STAPLES/STAKES SPACED APPROXIMATELY 12" (30cm) APART ACROSS THE WIDTH OF THE BLANKET.
3. ROLL THE BLANKETS (A.) DOWN OR (B.) HORIZONTALLY ACROSS THE SLOPE. BLANKETS WILL UNROLL WITH THE APPROPRIATE SIDE AGAINST THE SOIL SURFACE. ALL BLANKETS MUST BE SECURELY FASTENED TO SOIL SURFACE BY PLACING STAPLES/STAKES IN APPROPRIATE LOCATIONS AS SHOWN IN THE STAPLE PATTERN GUIDE. WHEN USING OPTIONAL DOT SYSTEM, STAPLES/STAKES SHOULD BE PLACED THROUGH EACH OF THE COLORED DOTS CORRESPONDING TO THE APPROPRIATE STAPLE PATTERN.
4. THE EDGES OF PARALLEL BLANKETS MUST BE STAPLED WITH APPROXIMATELY 2"-5" (5cm-12.5cm) OVERLAP DEPENDING ON BLANKET TYPE. TO ENSURE PROPER SEAM ALIGNMENT, PLACE THE EDGE OF THE OVERLAPPING BLANKET (BLANKET BEING INSTALLED ON TOP) EVEN WITH THE COLORED SEAM STITCH ON TEH PREVIOUSLY INSTALLED BLANKET.
5. CONSECUTIVE BLANKETS SPLICED DOWN THE SLOPE MUST BE PLACED END OVER END (SHINGLE STYLE) WITH AN APPROXIMATE 3" (7.5cm) OVERLAP. STAPLE THROUGH OVERLAPPED AREA, APPROXIMATELY 12" (30cm) APART ACROSS ENTIRE BLANKET WIDTH.

NOTE: IN LOOSE SOIL CONDITIONS, THE USE OF STAPLE OR STAKE LENGTHS GREATER THAN 6" (15cm) MAT BE NECESSARY TO PROPERLY ANCHOR THE BLANKETS.

7

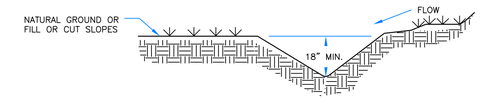

NOTES:
1. STABILIZE DITCH WITH TEMPORARY SEEDING & EROSION CONTROL FABRIC.
2. INSPECT ONCE EACH WEEK AND AFTER ANY RAIN EVENT. REMOVE ANY FINES AND DEBRIS THAT MAY HAVE ACCUMULATED AND DISPOSE OF PROPERLY.
3. SLOPE DITCH AS SHOWN ON PLANS.

DIVERSION DITCH

N.T.S.

8

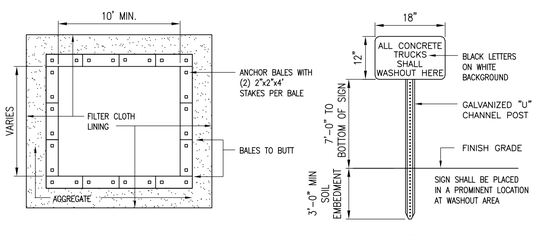

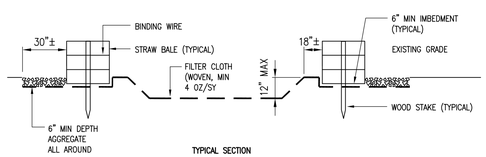

NOTES:
1. WASHOUT AREA(S) SHALL BE INSTALLED IN A LOCATION EASILY ACCESSIBLE BY CONCRETE TRUCKS.
2. ONE OR MORE AREAS MAY BE INSTALLED ON THE CONSTRUCTION SITE AND MAY BE RELOCATED AS CONSTRUCTION PROGRESSES.
3. AT LEAST WEEKLY REMOVE ACCUMULATION OF SAND AND AGGREGATE AND DISPOSE OF PROPERLY.

CONCRETE WASHOUT AREA DETAIL

NTS

2

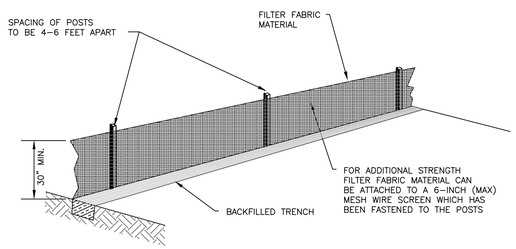

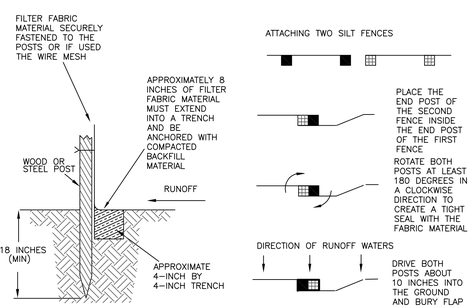

SILT FENCE DETAIL

N.T.S.

4

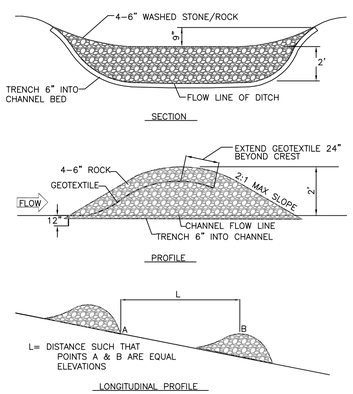

ROCK CHECK DAM DETAIL

(NOT TO SCALE)

NOTES:
1.THE MAXIMUM HEIGHT OF THE CHECK DAM AT THE CENTER SHALL NOT EXCEED ONE HALF THE DEPTH OF THE CHANNEL.
2. MAXIMUM SPACING SHALL BE SO THE TOE OF THE UPSTREAM DAM IS THE SAME ELEVATION AS THE TOP OF THE DOWNSTREAM DAM.
3. REMOVE SEDIMENT WHEN 25% THE HEIGHT OF THE WEIR.
4. REMOVE CHECK DAMS WHEN SITE STABILIZATION IS ACHIEVED.

6

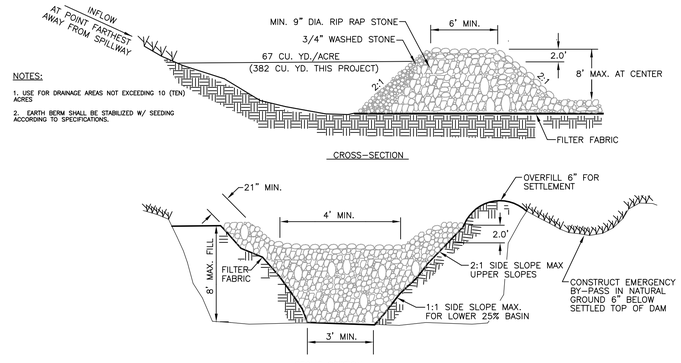

NOTES:
1. USE FOR DRAINAGE AREAS NOT EXCEEDING 10 (TEN) ACRES
2. EARTH BERM SHALL BE STABILIZED W/ SEEDING ACCORDING TO SPECIFICATIONS.

MAINTENANCE

INSPECT TEMPORARY SEDIMENT TRAPS EVERY 7 CALENDAR DAYS AND AFTER EACH RAINFALL OF 0.5" OR MORE. REMOVE SEDIMENT AND RESTORE TRAP TO ITS ORIGINAL DIMENSIONS WHEN THE SEDIMENT HAS ACCUMULATED TO ONE-QUARTER OF THE DESIGN DEPTH OF THE TRAP. PLACE THE SEDIMENT THAT IS REMOVED IN A DESIGNATED DISPOSAL AREA AND REPLACE THE CONTAMINATED PART OF THE GRAVEL FACING.

CHECK THE STRUCTURE FOR DAMAGE FROM EROSION OR PIPING. PERIODICALLY CHECK THE DEPTH OF THE SPILLWAY TO ENSURE IT IS A MINIMUM OF 2 FT. BELOW THE LOW POINT OF THE EMBANKMENT. IMMEDIATELY FILL ANY SETTLEMENT OF THE EMBANKMENT TO SLIGHTLY ABOVE DESIGN GRADE. ANY RIP RAP DISPLACED FROM THE SPILLWAY MUST BE REPLACED IMMEDIATELY

STABILIZE THE EMBANKMENT AND ALL DISTURBED AREAS ABOVE THE SEDIMENT POOL AND DOWNSTREAM FROM THE TRAP IMMEDIATELY AFTER CONSTRUCTION WITH SEEDING.

ROCK FILTER DAM

(NOT TO SCALE)

9

CIVIL ENGINEER:
BERRY ENGINEERS LLC
3555 KEITH ST NW, SUITE 109
CLEVELAND, TN 37312
TEL: (423) 790-5880
FIRM AUTHORIZATION: E-2720

DEVELOPER:
S & R DEVELOPMENT
115 W JACKSON ST
SUITE 2D
RIDGELAND, MS 39157

PROJECT:
HOLIDAY INN & HILTON TRU HOTEL
W RIDGELAND AVE
RIDGELAND, MS



REVISIONS		
1		
2		
3		
4		
5		
6		
7		
8		
9		
10		

SHEET NAME:
SITE DETAILS

DATE:	01/10/2018
DRAWN BY:	BMB
CHECKED BY:	CMB
PROJECT NO.:	16049

SHEET NUMBER:
C-07

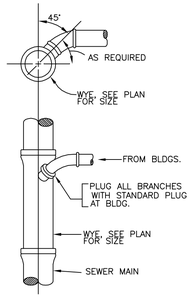

SANITARY SEWER LATERAL DETAIL

N.T.S.

1

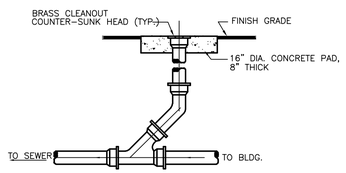

EXTERIOR CLEANOUT DETAIL

N.T.S.

2

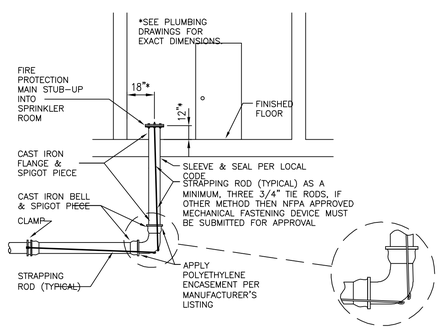

TYP. FIRE LINE ENTRY INTO BUILDING

N.T.S.

3

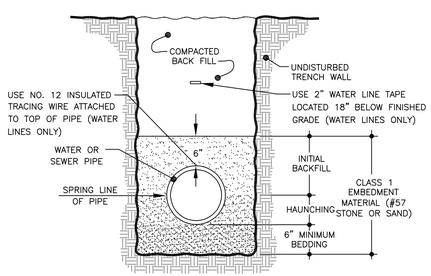

BEDDING FOR WATER & SEWER PIPE

SEE MAWSS STANDARD DETAIL FOR WATER AND SEWER MAIN BEDDING

4

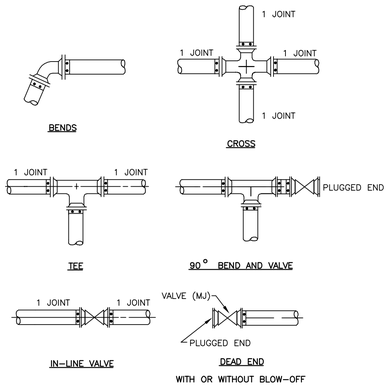

SIZE IN.	BENDS 90° 100 psi	90° 150 psi	45° 100 psi	45° 150 psi	22-1/2° 100 psi	22-1/2° 150 psi	11-1/4° 100 psi	11-1/4° 150 psi	VERTICAL BENDS 100 psi	VERTICAL BENDS 150 psi	DEAD END 100 psi	DEAD END 150 psi	CROSS OR VALVE 100 psi	CROSS OR VALVE 150 psi	TEE RUN 100 psi	TEE RUN 150 psi	TEE BRANCH 100 psi	TEE BRANCH 150 psi
4	1	1	1	1	1	1	1	1	1	1	2	2	1	1	1	1	2	2
6	1	2	1	1	1	1	1	1	1	2	2	3	1	1	1	1	2	2
8	1	2	1	1	1	1	1	1	2	2	2	4	1	1	1	1	2	2
10	2	2	1	1	1	1	1	1	2	2	3	4	1	1	1	1	2	2
12	2	2	1	1	1	1	1	1	2	3	3	5	1	1	1	1	2	2
14	2	3	1	1	1	1	1	1	2	3	4	6	1	1	1	1	2	2
16	2	3	1	1	1	1	1	1	2	3	4	6	1	1	1	2	2	3
18	2	3	1	2	1	1	1	1	3	4	5	7	1	1	1	2	2	3
20	2	3	1	2	1	1	1	1	3	4	5	8	1	1	1	3	2	4
24	3	4	1	2	1	1	1	1	3	4	6	9	1	1	1	4	2	5
30	3	4	2	2	1	1	1	1	4	5	7	10	1	1	2	6	3	7

RESTRAINED JOINT TABLE

N.T.S.

NOTES:

1. MECHANICAL PIPE RESTRAINING SYSTEMS SHALL BE PROVIDED AS STANDARD. THRUST BLOCKING IS NOT SUITABLE EXCEPT AS SPECIFICALLY ALLOWED. WHERE PVCP IS USED PROVIDE PVC/MJ RESTRAINER UNIFLANGE SERIES 1300; EBAA IRON OR EQUAL.
2. ALL MECHANICAL JOINTS AT FITTINGS AND VALVES SHALL BE RESTRAINED.
3. RESTRAIN THROUGH VALVES.

5

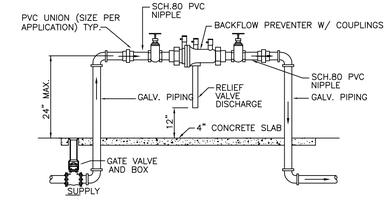

REDUCED PRESSURE ZONE BACKFLOW PREVENTER DETAIL 2" DIAMETER AND SMALLER

N.T.S.

NOTE: ALL EXPOSED PIPES SHALL BE INSULATED.

11

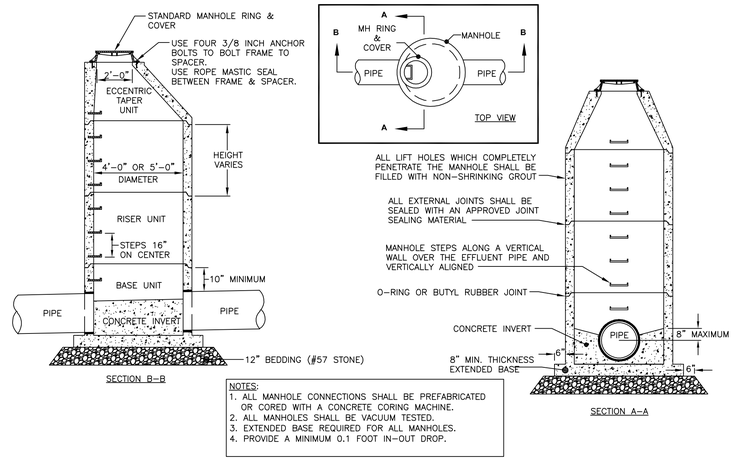

NOTES:
1. ALL MANHOLE CONNECTIONS SHALL BE PREFABRICATED OR CORED WITH A CONCRETE CORING MACHINE.
2. ALL MANHOLES SHALL BE VACUUM TESTED.
3. EXTENDED BASE REQUIRED FOR ALL MANHOLES.
4. PROVIDE A MINIMUM 0.1 FOOT IN-OUT DROP.

STANDARD PRECAST MANHOLE DETAIL

N.T.S.

9

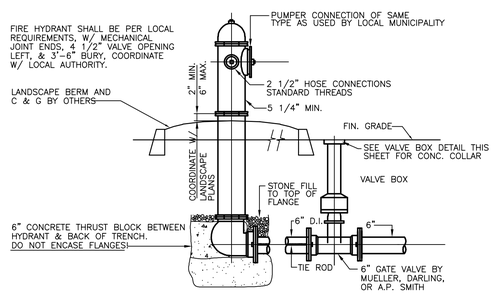

TYP. FIRE HYDRANT DETAIL

N.T.S.

7

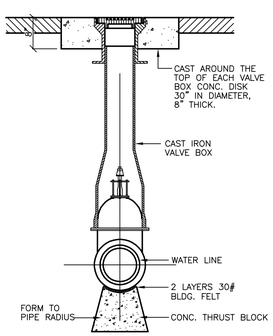

VALVE BOX DETAIL

N.T.S.

10

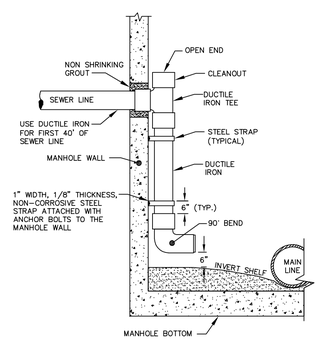

MANHOLE INSIDE DROP DETAIL

N.T.S.

12

CIVIL ENGINEER:
BERRY ENGINEERS LLC
3555 KEITH ST NW, SUITE 109
CLEVELAND, TN 37312
TEL: (423) 790-8880
FIRM AUTHORIZATION: E-2720

DEVELOPER:
S & R DEVELOPMENT
115 W JACKSON ST
SUITE 2D
RIDGELAND, MS 39157

PROJECT:
HOLIDAY INN & HILTON TRU HOTEL
W RIDGELAND AVE
RIDGELAND, MS

CHRISTOPHER M. BERRY
LICENSED PROFESSIONAL ENGINEER
21163
STATE OF MISSISSIPPI
01/2018

REVISIONS		
1		
2		
3		
4		
5		
6		
7		
8		
9		
10		

SHEET NAME: SITE DETAILS

DATE:	01/10/2018
DRAWN BY:	BMB
CHECKED BY:	CMB
PROJECT NO.:	16049

SHEET NUMBER: C-08

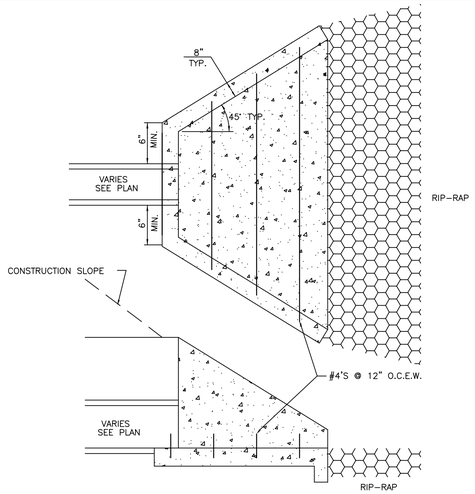

1

CONCRETE ENDWALL DETAIL

N.T.S.

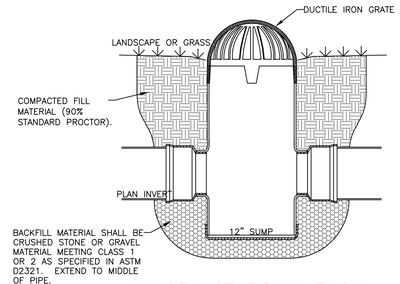

4

NYLOPLAST DRAIN BASIN

N.T.S.

SITE GRADING/STORM CONTRACTOR SHALL BE RESPONSIBLE FOR MAINTENANCE OF ALL DRAIN BASINS DURING CONSTRUCTION.

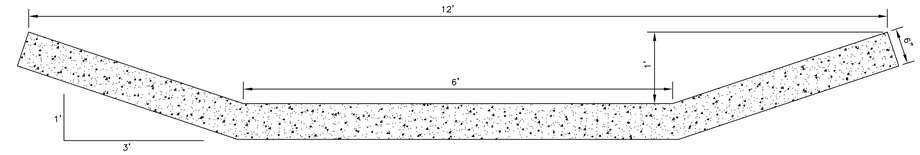

7

CONCRETE TRAPEZOIDAL DITCH

N.T.S.

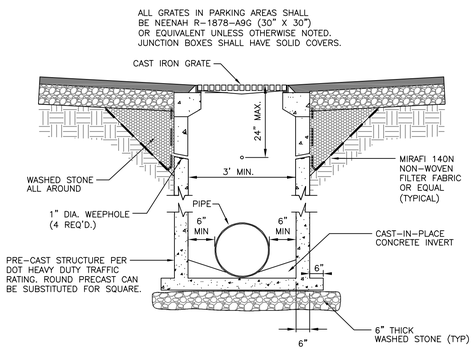

2

CATCH BASIN/JUNCTION BOX

N.T.S.

SITE GRADING/STORM CONTRACTOR SHALL BE RESPONSIBLE FOR MAINTENANCE OF ALL CATCH BASINS DURING CONSTRUCTION.

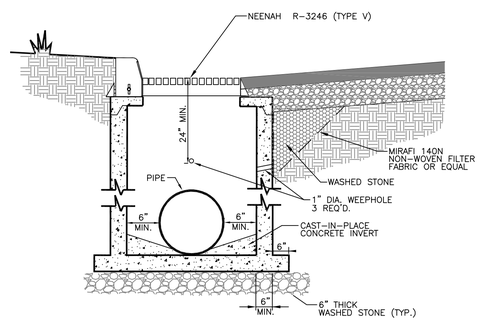

5

CURB INLET WITH GRATE

N.T.S.

PRE-CAST CATCH BASIN, TRAFFIC RATING.

SITE GRADING/STORM CONTRACTOR SHALL BE RESPONSIBLE FOR MAINTENANCE OF ALL CATCH BASINS DURING CONSTRUCTION.

8

11

DIAMETER	O.D.	RECOMMENDED TRENCH WIDTH
4"	4.72"	21"
6"	6.95"	23"
8"	9.16"	25"
10"	11.31"	28"
12"	14.45"	31"
15"	17.65"	34"
18"	21.10"	39"
24"	28.30"	48"
30"	36.10"	66"
36"	42.25"	78"
42"	47.00"	83"
48"	53.00"	89"

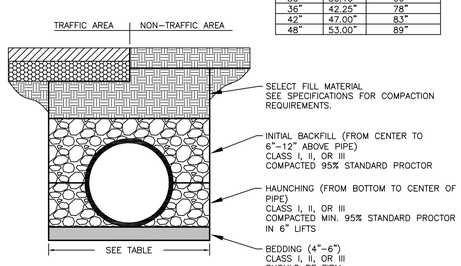

*SEE ASTM D2321 FOR TRENCHING PRACTICES AND BEDDING MATERIALS.

3

HDPE PIPE TRENCHING & BACKFILL REQUIREMENTS

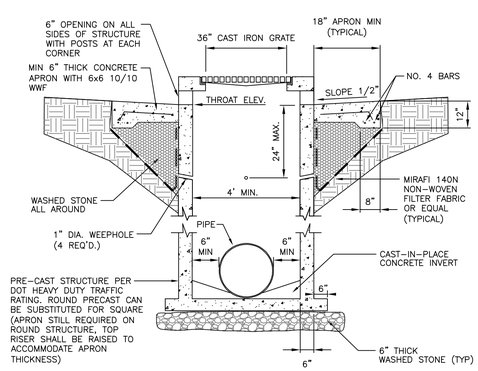

6

AREA DRAIN

N.T.S.

SITE GRADING/STORM CONTRACTOR SHALL BE RESPONSIBLE FOR MAINTENANCE OF ALL CATCH BASINS DURING CONSTRUCTION.

9

12

CIVIL ENGINEER:

BERRY ENGINEERS LLC
3555 KEITH ST NW, SUITE 109
CLEVELAND, TN 37312
TEL: (423) 790-8880
FIRM AUTHORIZATION: E-2720

DEVELOPER:

S & R DEVELOPMENT
115 W JACKSON ST
SUITE 2D
RIDGELAND, MS 39157

PROJECT:

HOLIDAY INN & HILTON TRU HOTEL
W RIDGELAND AVE
RIDGELAND, MS

CHRISTOPHER M. BERRY
LICENSED PROFESSIONAL ENGINEER
21163
01.2018
STATE OF MISSISSIPPI

REVISIONS

1		
2		
3		
4		
5		
6		
7		
8		
9		
10		

SHEET NAME:
SITE DETAILS

DATE:	01/10/2018
DRAWN BY:	BMB
CHECKED BY:	CMB
PROJECT NO.:	16049

SHEET NUMBER:
C-09

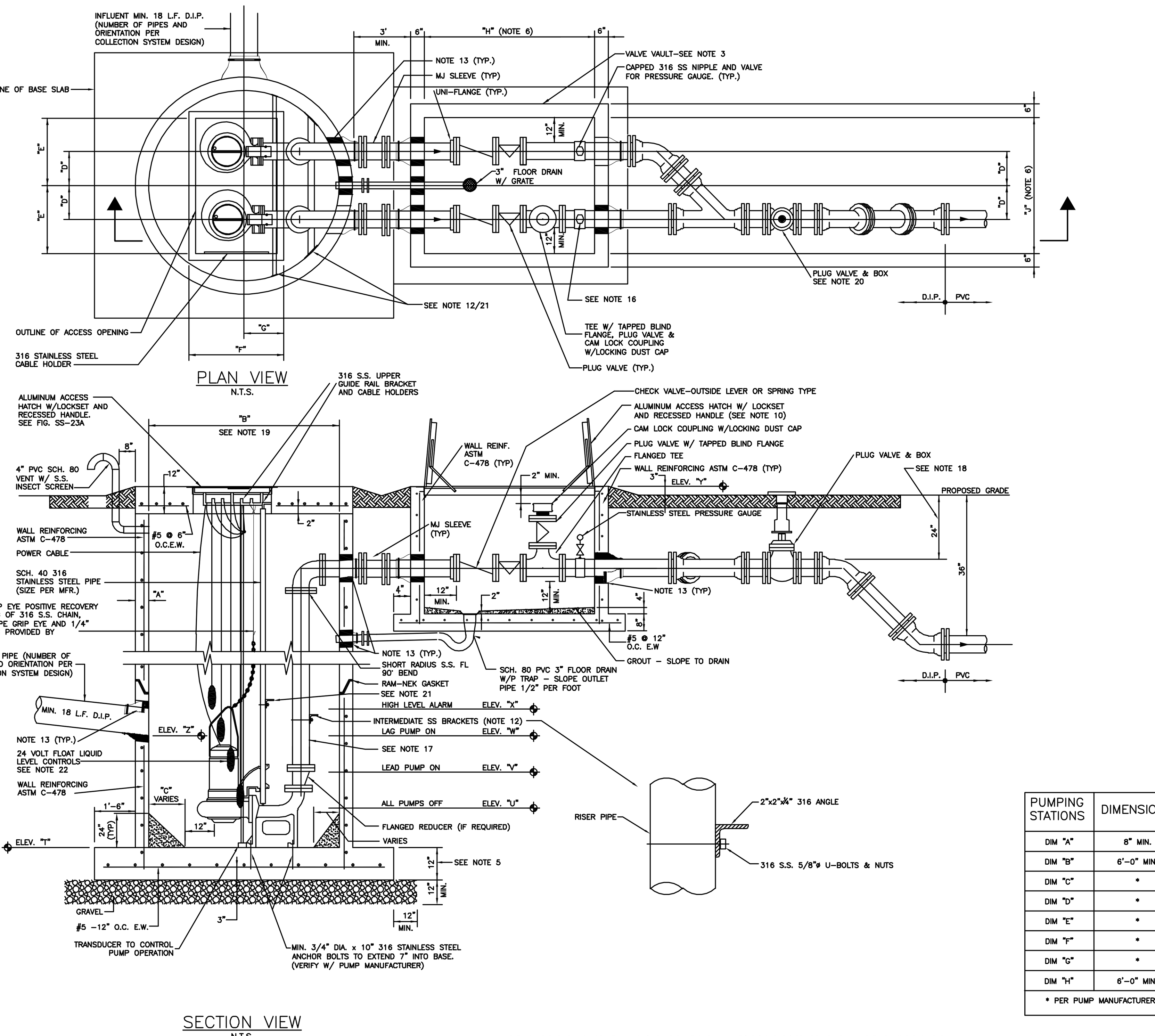

GENERAL NOTES

1. ALL D.I. PIPE AND FITTINGS MUST BE CERAMIC EPOXY COATED INTERNALLY AND FUSION EPOXY COATED EXTERNALLY.
2. ALL EXPOSED STEEL AND DUCTILE IRON PIPE ABOVE GRADE OR WITHIN VALVE VAULT, SHALL BE PAINTED AS FOLLOWS:

   -SURFACE PREPARATION: POWER TOOL CLEANING (SSPC-SP3) OR BRUSH-OFF BLAST CLEANING (SSPC-SP7).

   -PRIME: POLYAMIDE EPOXY, MINIMUM 3.0 MILS DFT. IF SHOP COAT IS DAMAGED, REPRIME BARE AREAS IN FIELD. IF SHOP COAT IS BITUMINOUS COATING, PRIME WITH 2 COATS OF STAIN BARRIER, 1 MIL DRY FILM THICKNESS PER COAT.

   -FINISH: TWO COATS OF POLYAMIDE EPOXY, BP MOBILE PAINTS, MINIMUM 4.0 MILS DFT. JOHN DEERE GREEN #310-45, OR APPROVED EQUIVALENT.
3. EXTERIOR WALLS OF WETWELL AND VALVE VAULT SHALL BE COATED WITH A WATER-BASED CONCRETE COATING EQUIVALENT TO CONSEAL CS-55 AS MF'D BY CONCRETE SEALANTS, INC. THE EXTERIOR OF BOTH STRUCURES SHALL RECEIVE 8 MILS (2 COATS) OF THE CONCRETE COATING; COLOR SHALL BE GRAY. THE INTERIOR OF THE VALVE VAULT SHALL RECEIVE 12 MILS (3 COATS) OF THE CONCRETE COATING. THE INTERIOR OF THE WETWELL SHALL INCORPORATE A 500 mils (1/2") COATING OF SPECTRASHIELD.
4. BASE AND FIRST RISER UNIT SHALL BE CAST MONOLITHIC.
5. BASE SLAB SHALL BE 12" OR GREATER BASED UPON BUOYANCY CALCULATIONS. SUBMIT CALCULATIONS AS PART OF PUMP STATION SUBMITTAL PACKAGE.
6. VALVE VAULT SHALL BE SIZED TO PERMIT EASY REMOVAL OF CHECK VALVE SPINDLES WITH MINIMUM CLEARANCES AS SHOWN FOR 6" DIAMETER PIPE AND SMALLER. CLEARANCES SHALL INCREASE AS REQUIRED FOR LARGER PIPE SIZES. VALVE VAULT SHALL ALSO BE ENLARGED IF FLOW METER IS REQUIRED.
7. VALVE VAULT SHALL HAVE SEALED FLOOR DRAIN AND GRATE.
8. ALL LOCATIONS WHERE PIPES ENTER OR EXIT THE WET WELL OR VALVE VAULT SHALL BE MADE WATERTIGHT WITH NON-SHRINK GROUT.
9. THERE SHALL BE NO VALVES OR ELECTRICAL JUNCTION BOXES IN WET WELL.
10. WET WELL AND VALVE VAULT COVERS SHALL BE ALUMINUM WITH 316 S.S. HARDWARE AND LOCK BAR TO ACCEPT PADLOCK IN NON-TRAFFIC AREAS. H-20 RATED GALVANIZED COVERS, MFR'D BY U.S.FOUNDRY SHALL BE SUPPLIED FOR STRUCTURES WITHIN TRAVELED ROADWAYS. SIZE AS REQUIRED BY PUMP MANUFACTURER AND APPROVED BY THE CITY OF PALM COAST.
11. ALL HARDWARE IN WET WELL AND VALVE VAULT SHALL BE 316 STAINLESS STEEL.
12. RISER PIPE TO BE INSTALLED WITH INTERMEDIATE BRACKETS IF WET WELL DEPTH IS GREATER THAN 15 FEET. INTERMEDIATE BRACKETS SHALL BE 316 SS 2"X2"X1/4" ANGLE WELDED TO 4"X4"X1/4" 316 SS PLATE. PLATE SHALL BE ATTACHED TO WET WELL WALL WITH 3/8" 316 SS ANCHORS.
13. KOR-N-SEAL FLEXIBLE BOOT W/ 316 S.S. STRAPS WITH ANNULAR SPACE FILLED WITH NON-SHRINK GROUT.
14. OPERATING CONDITIONS SHALL BE 120 GPM AT 27 FEET TDH.
15. PUMPS SHALL BE:
   MANUFACTURER: HYDROMATIC MODEL: S4NRC; IMP: 6.28" DIA
   MIN. SPEED: 1750 RPM; DISCHARGE SIZE: 4 IN.; VOLTAGE: 230;
   HZ.: 60; PHASE: 3; H.P.: 7.5; MIN. SOLID SIZE: 3 IN.
   CONTACT MATT AT COOPER ELECTRIC, cooperservice@bellsouth.net
16. 4" ASHCROFT MODEL 1008S S.S. PRESSURE GAUGE 0 TO PSI, ASHCROFT TYPE 100 DIAPHRAGM SEAL W/ ½" INLET, S.S. TAPPING SADDLE W/ ¾" TAP BUSHED DOWN TO ½", ½" S.S. PIPE AND ½" S.S. BALL VALVE.
17. SCH 10 316 SS PIPE SHALL BE USED FOR ALL PUMP STATIONS REGARDLESS OF MOTOR SIZE.
18. FOR 4", 6" AND 8" PIPE, COVER SHALL BE 24" MIN. FOR 10" AND LARGER PIPE, COVER SHALL BE 30" MIN.
19. 20 HP OR LARGER MOTOR WILL REQUIRE AN 8'-0" WET WELL
20. VALVE REQUIRED ONLY FOR MANIFOLD SYSTEM.
21. GUIDERAILS TO INCLUDE INTERMEDIATE 316 S.S. BRACKETS SIMILAR TO RISER SUPPORT BRACKETS, SPACED AT 10-FOOT INTERVALS.
22. THREE (3) FLOAT BACKUP FOR PUMP ON, PUMP OFF, HIGH LEVEL ALARM.
23. SAFETY GRATING SHALL BE INSTALLED BELOW THE WET WELL HATCHES.

PUMPING STATIONS	DIMENSIONS	ELEV. AT CONST.	PUMPING STATIONS	DIMENSIONS	ELEV. AT CONST.
DIM "A"	8" MIN.		DIM "J"	4'-8" MIN.	
DIM "B"	6'-0" MIN.		ELEV. "T"		345.00
DIM "C"	*		ELEV. "U"		347.50
DIM "D"	*		ELEV. "V"		349.50
DIM "E"	*		ELEV. "W"		351.00
DIM "F"	*		ELEV. "X"		352.00
DIM "G"	*		ELEV. "Y"		361.00
DIM "H"	6'-0" MIN.		ELEV. "Z"		351.00 (E) 353.00 (S)
* PER PUMP MANUFACTURER'S REQUIREMENT					

DUPLEX PUMP STATION DETAIL

SERVICE ENTRANCE DETAIL

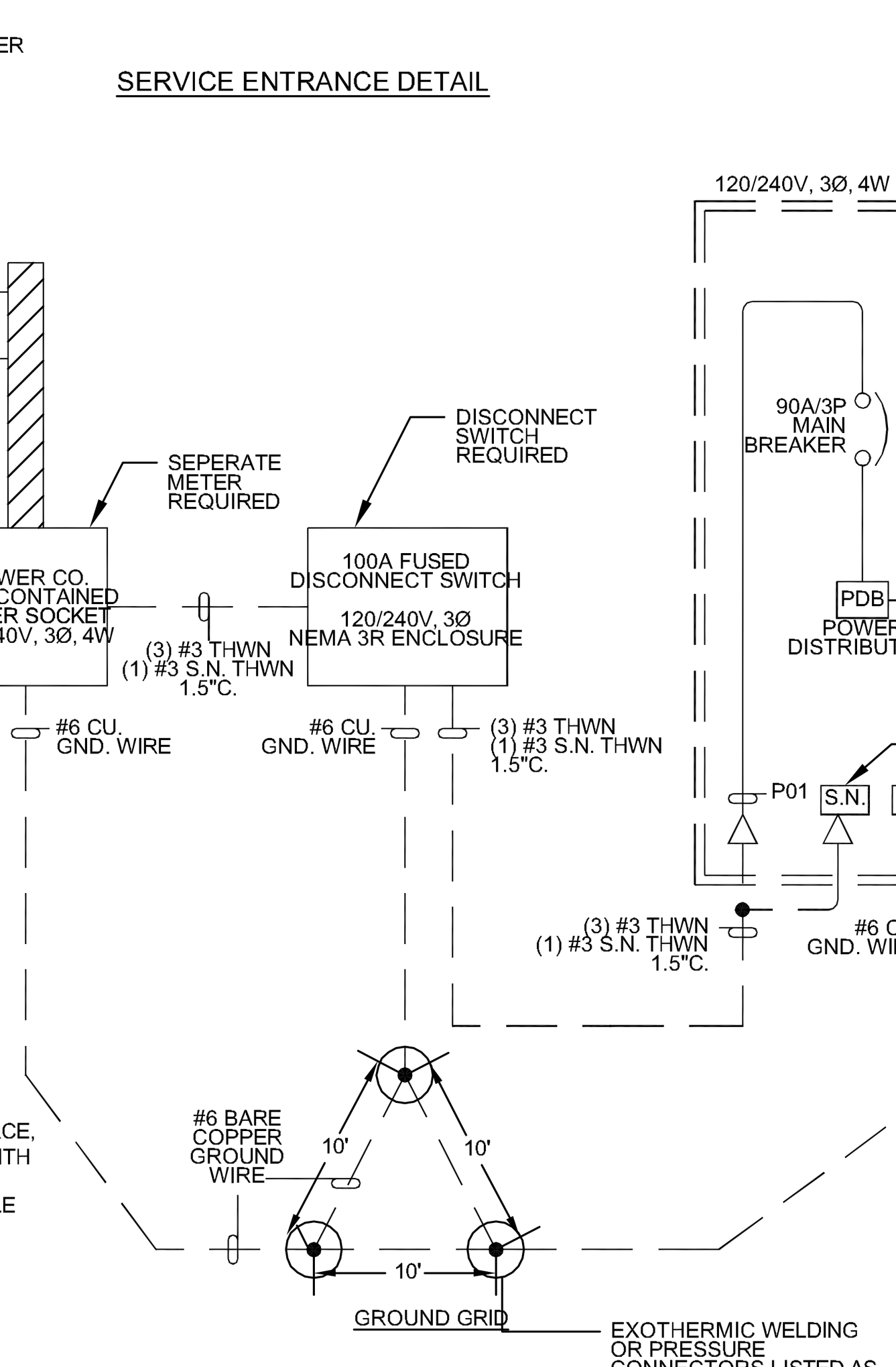

ELECTRICAL NOTES:
1. THE CONTRACTOR SHALL BE RESPONSIBLE FOR ALL COSTS ASSOCIATED WITH SERVICING POWER COMPANY.
2. THE CONTRACTOR SHALL BE RESPONSIBLE FOR GROUND GRID AND SHALL VERIFY PROPER GROUNDING OF ALL ELECTRICAL EQUIPMENT. ALL GROUNDS SHALL HAVE A MAXIMUM RESISTANCE OF 25 OHMS.
3. WIRE SIZES ARE MINIMUM ALLOWED PER LATEST NATIONAL ELECTRIC CODE (NEC).
4. FLOAT SWITCHES SHALL BE SET PER PROJECT ENGINEER'S DIRECTION.
5. ALL CONDUITS ENTERING CONTROL PANEL(S) MUST BE SEALED. SEE DETAIL.
6. METER BASE AND SERVICE ENTRANCE DISCONNECT SWITCH SHALL BE INSTALLED PER POWER COMPANY REQUIREMENTS.
7. THE CONTRACTOR SHALL PROVIDE AND INSTALL 1"Ø CONDUIT FOR V.H.F. RADIO ANTENNA COAXIAL CABLE.
8. THE CONTRACTOR SHALL COORDINATE EXACT LOCATIONS OF THE POWER SOURCE, EXACT VOLTAGE AND POWER SERVICE WITH MISSISSIPPI POWER COMPANY.
9. CONTRACTOR WILL BE HELD RESPONSIBLE FOR ALL REPAIRS DUE TO DAMAGES TO ANY EXISTING UNDERGROUND UTILITIES.
10. ALL FIELD WIRING TO BE TYPE THWN-2, RATED 600 VOLTS.

RIDGELAND, MS
DUPLEX PUMP STATION
ONE-LINE POWER DIAGRAM AND
PROCESS AND INSTRUMENTATION DIAGRAM (P&ID)

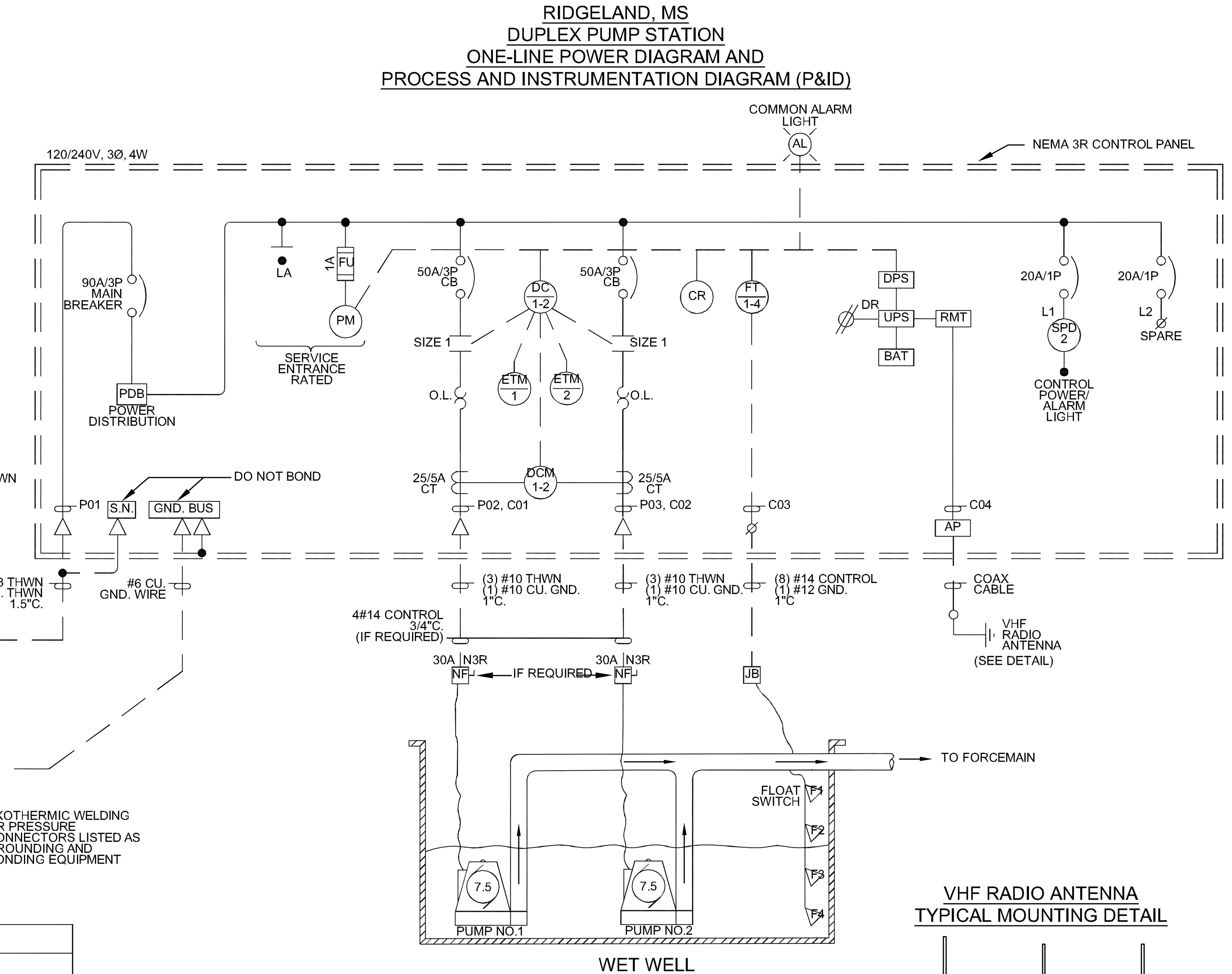

VHF RADIO ANTENNA TYPICAL MOUNTING DETAIL

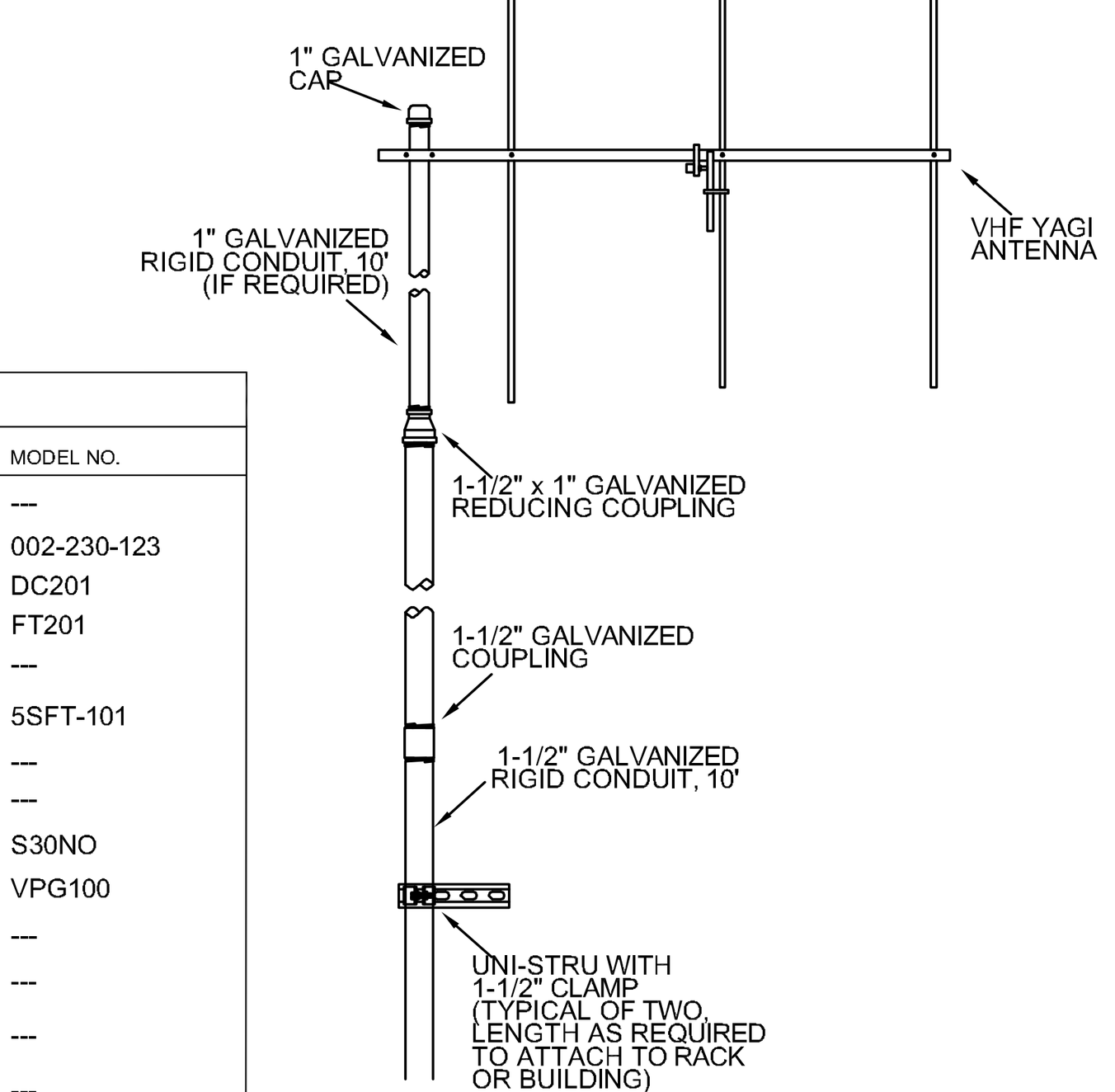

LEGEND

Symbol	Description	Symbol	Description	Symbol	Description
JB	JUNCTION BOX	ABC/123	DEADFRONT MOUNTED DEVICE	AL	LIGHT (ALARM)
ABC	BACKPLATE MOUNTED DEVICE	PDB	POWER DISTRIBUTION BLOCK		
ABC/123	BACKPLATE MOUNTED DEVICE	Ø	120VAC, 15A DUPLEX RECEPTACLE		

OPERATIONAL DESCRIPTION

EQUIPMENT	OPERATION
WETWELL PUMPS NO.1 & NO.2	WETWELL PUMPS SHALL OPERATE ON A LEAD/LAG BASIS AS CONTROLLED BY THE DUPLEX CONTROL MODULE (DC1-2). IN THE AUTOMATIC MODE, THE DUPLEX PUMP CONTROLLER SHALL RECEIVE STOP AND START COMMANDS BASED UPON THE LEVEL IN THE STATION WET WELL AS SENSED BY THE FLOAT SWITCHES. PUMP(S) SHALL NOT BE ALLOWED TO OPERATE ON HIGH TEMPERATURE AND SHALL AUTOMATICALLY SWITCH TO THE OTHER PUMP. PUMP(S) SHALL ALTERNATE ON PUMP FAILURE AND SEAL FAILURE WHEN A FAILURE CONDITION IS DETECTED AND THE PUMPS ARE IN THE AUTOMATIC MODE. THE FAILED PUMP SHALL BECOME THE LAG PUMP ON FUTURE CYCLES UNTIL THE FAILURE CONDITION IS CORRECTED. FLOATS SHALL BE SET AS DIRECTED BY THE PROJECT ENGINEER.
COMMON ALARMS	ALARM LIGHT SHALL BURN DIM AND STEADY DURING NORMAL CONDITIONS AND FLASH BRIGHTLY DURING THE FOLLOWING ALARMS: WETWELL HIGH LEVEL, PUMP(S) FAIL (QTY. 2), SEAL FAIL (QTY.2), OVER TEMP - IF REQUIRED (QTY. 2) AND IMPROPER SEQUENCE.

EQUIPMENT SCHEDULE

SYMBOL	DESCRIPTION	MANUFACTURE	MODEL NO.
LA	LIGHTNING ARRESTER	SEE SPECIFICATIONS	---
PM	PHASE MONITOR	MPE	002-230-123
DC1-2	DUPLEX CONTROLLER WITH RTU	SEE SPECIFICATIONS	DC201
FT1-4	FLOAT INPUT TEST	SEE SPECIFICATIONS	FT201
DCM1-2	DUAL CURRENT MONITOR	SEE SPECIFICATIONS	---
CT	CURRENT TRANSFORMER	ELECTRIC METERING	5SFT-101
CR	CONTROL RELAYS	SEE SPECIFICATIONS	---
ETM	ELAPSED TIME METER	SEE SPECIFICATIONS	---
F	FLOAT SWITCH	ANCHOR SCIENTIFIC	S30NO
AL	COMMON ALARM LIGHT	RAB	VPG100
SPD-2	CONTROL POWER SURGE PROTECTOR	SEE SPECIFICATIONS	---
RMT	RADIO MODEM TRANSCEIVER	CAL AMP	---
UPS	UNINTERRUPTIBLE POWER SUPPLY	SEE SPECIFICATIONS	---
DPS	DC POWER SUPPLY	SEE SPECIFICATIONS	---
BAT	BATTERY BACKUP	SEE SPECIFICATIONS	---
ANT	RADIO ANTENNA	SEE SPECIFICATIONS	---
AP	ANTENNA PROTECTOR	SEE SPECIFICATIONS	---

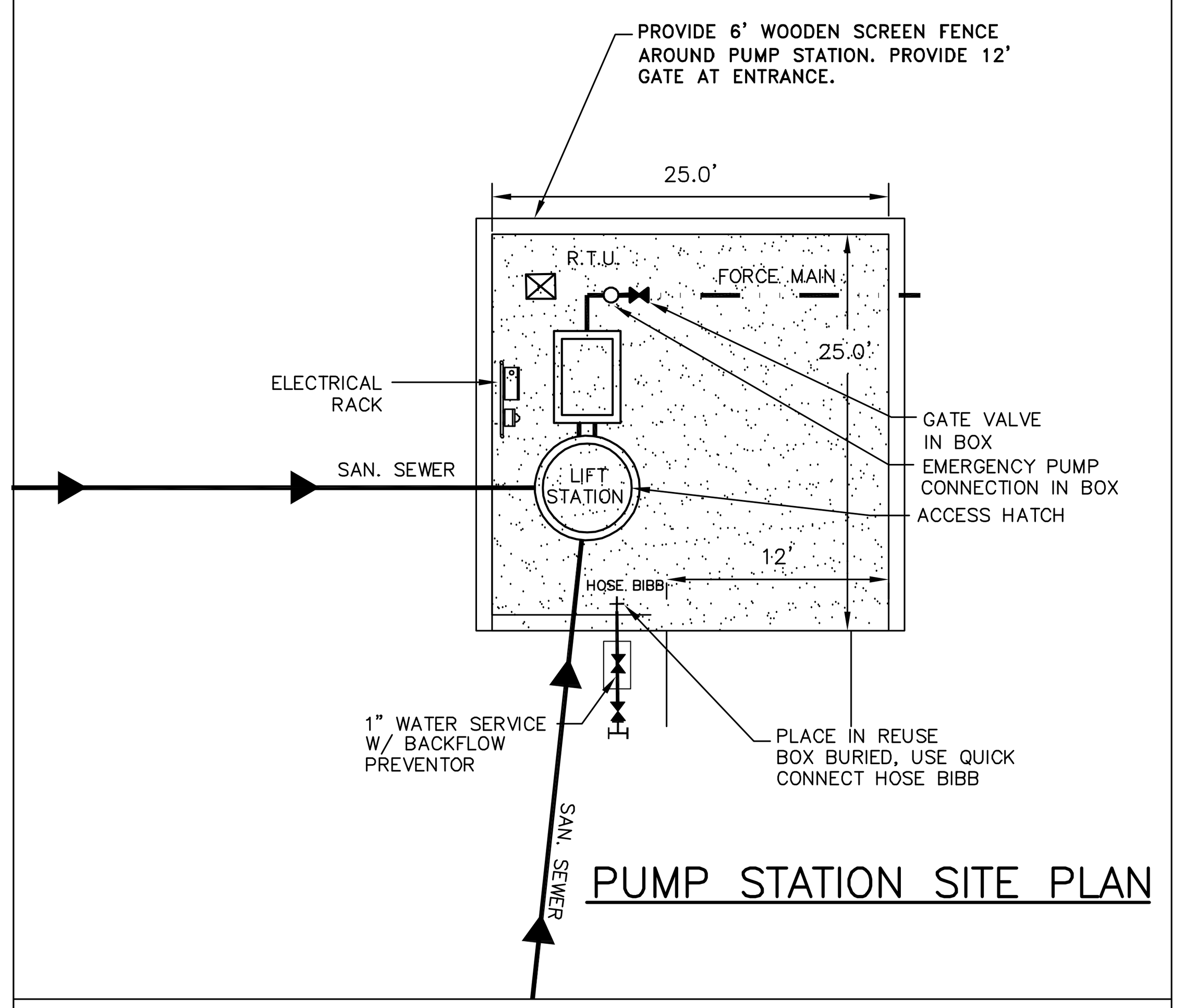

PUMP STATION SITE PLAN

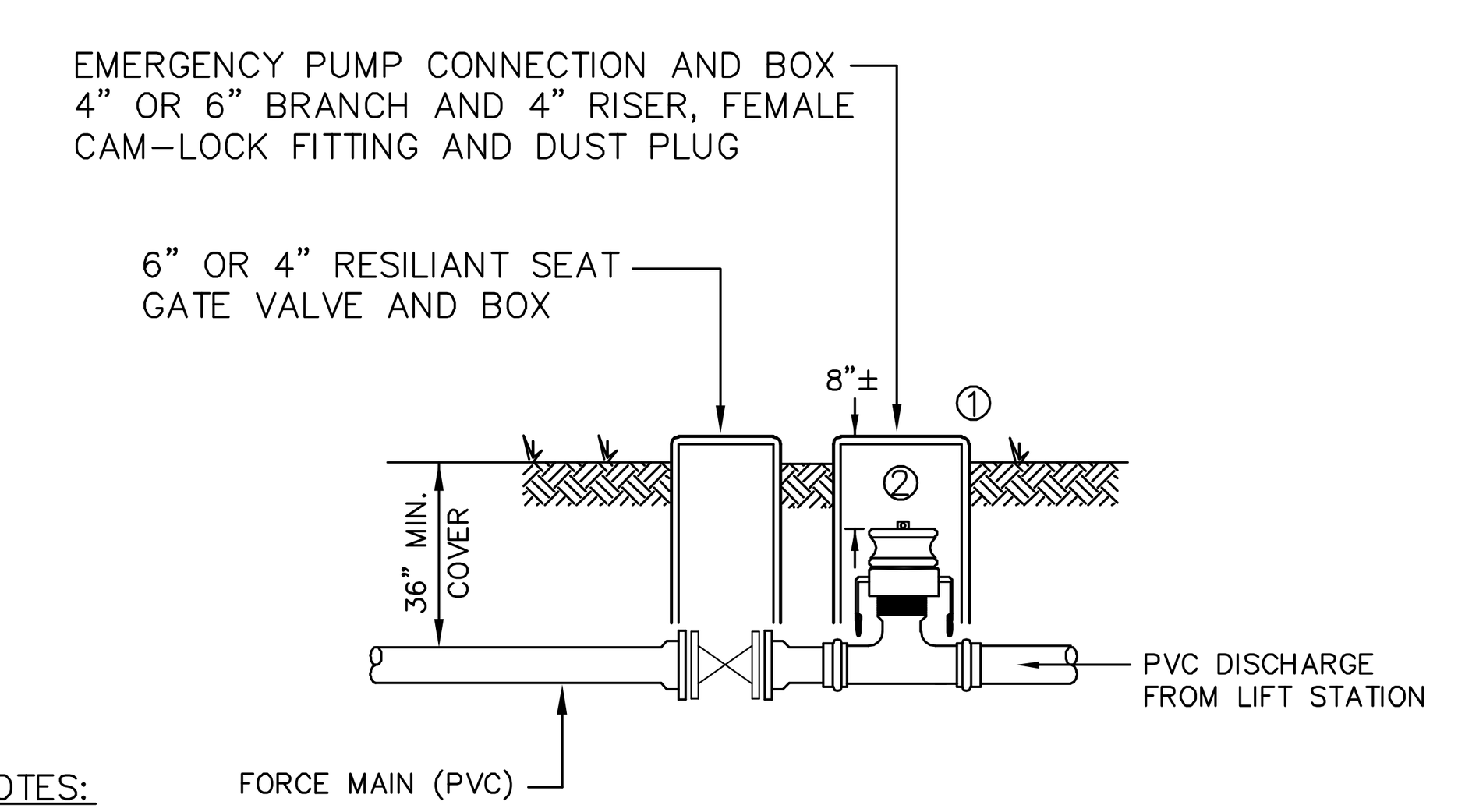

NOTES:

1. PUMP CONNECTION BOX IS CDR #WB001527-12. SOLID 15" X 27" COVER WITH "SEWER" IMPRINTED ON LID.
2. CAM-LOK PIPE FITTING IS 4" MIPX MALE CAMLOCK WITH FEMALE DUST PLUG.

EMERGENCY PUMP CONNECTION

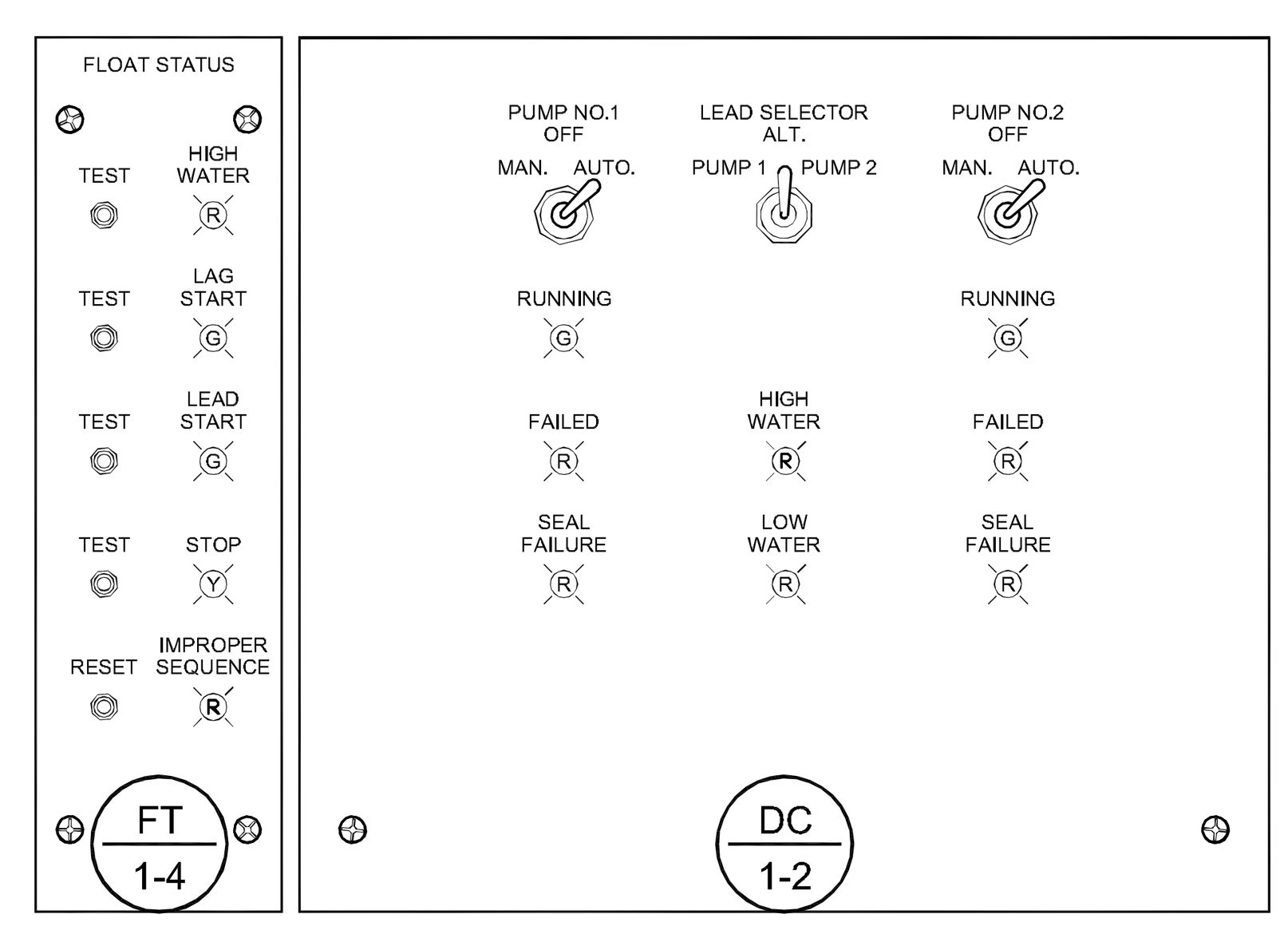

CONSTRUCTION NOTES:
1. ACTUAL COMPONENT MARRANGEMENT MAY VARY ON BACK PLATE.
2. DEADFRONT CONSTRUCTED OF NO.12 GAUGE ALUMINUM.
3. NOT TO SCALE.

DUPLEX STATION CONTROL PANEL DEADFRONT DETAIL

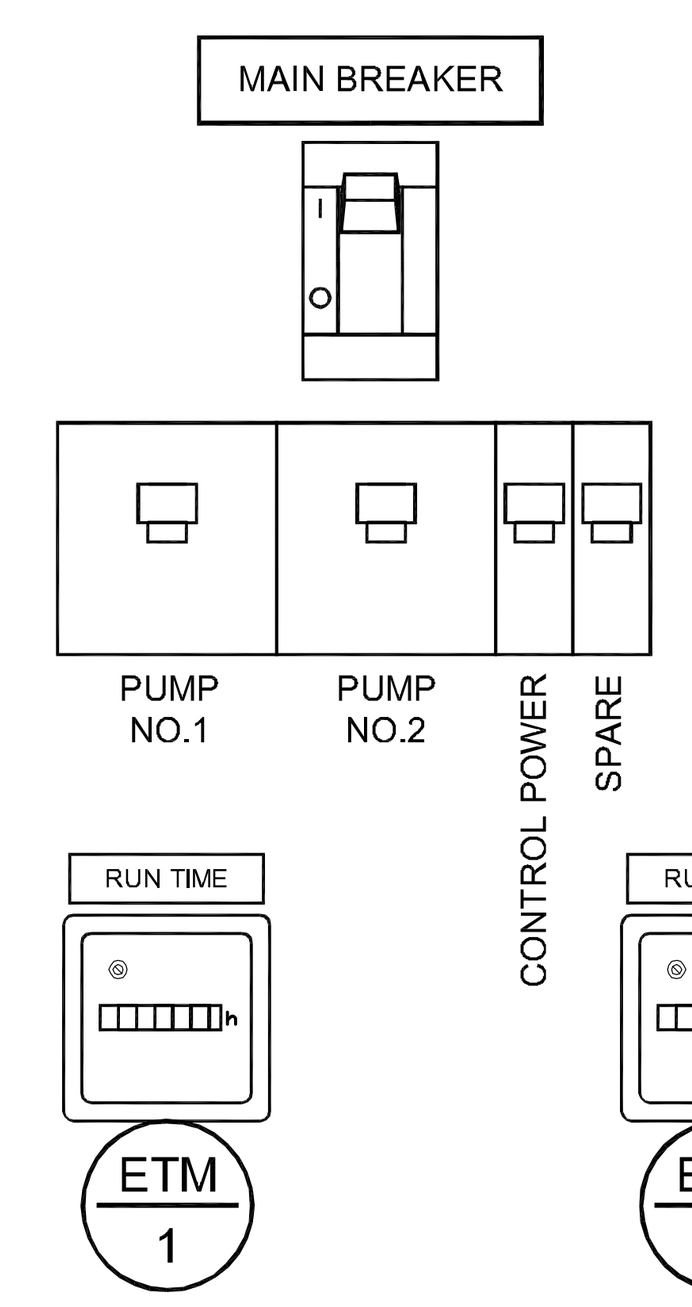

CONTROL PANEL RACK MOUNTING DETAIL

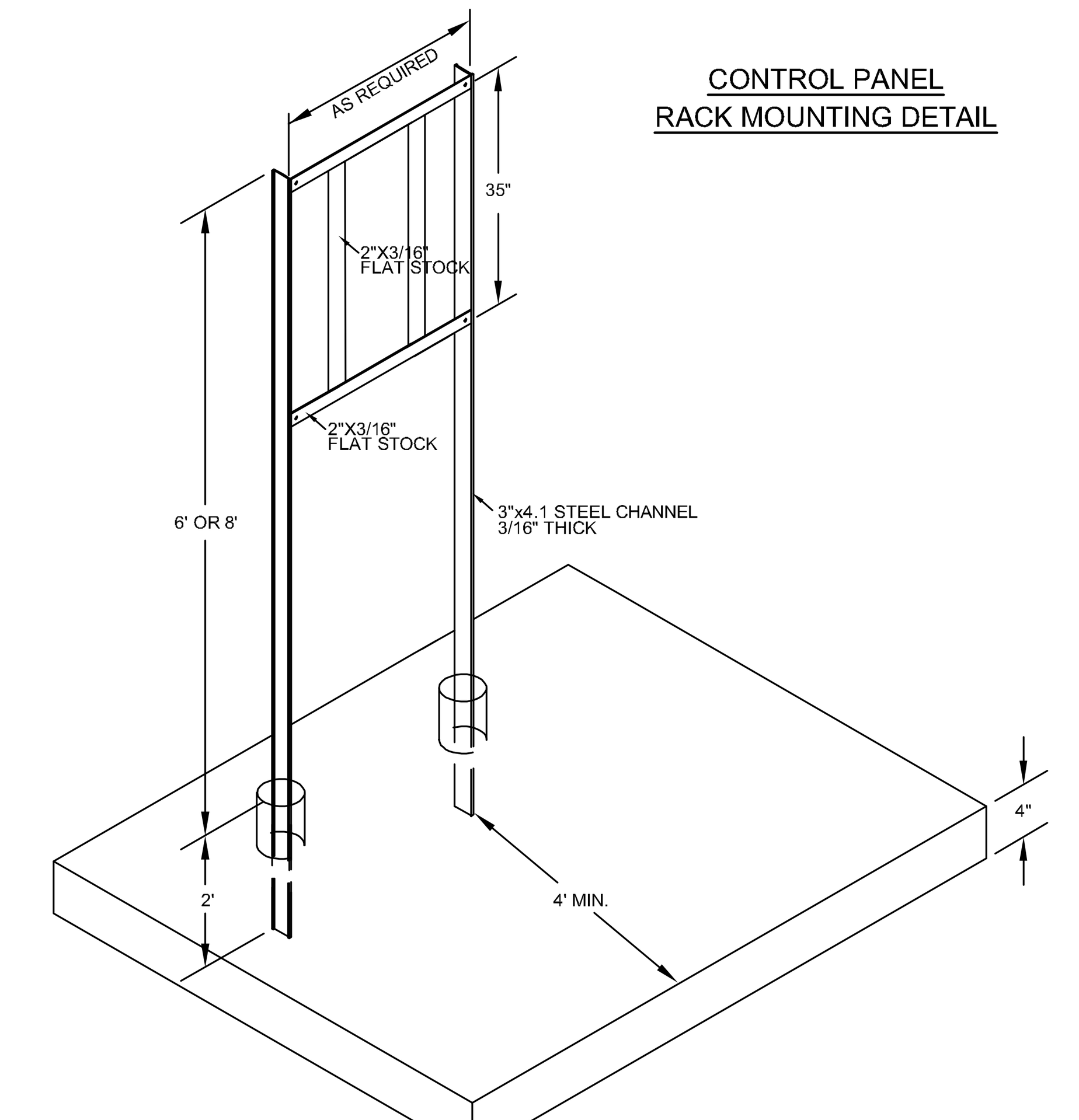

CONSTRUCTION AND INSTALLATION NOTES:
1. ALL HOLES SHALL BE 7/16" AND DRILLED BEFORE HOT DIP GALVANIZED.
2. AFTER FABRICATION, RACK SHALL BE HOT DIP GALV.
3. LEGS WILL BE SET IN 8" MIN. DIAMETER HOLES WITH MIN. 3,000 POUND TEST CONCRETE.
4. WHEN RACK IS INSTALLED ON EXISTING CONCRETE PAD MODIFY RACK TO HAVE: 8"X8"X3/8" FEET WITH TWO "GUSSETS" BACK & OUTSIDE OF 3/16" METAL. BOLT TO CONCRETE WITH 4-3/8" STAINLESS STEEL QUICK BOLTS PER FOOT. RACK WILL BE 6' TO 8' TALL FROM CONCRETE.
5. CONCRETE PAD SHOULD BE AT LEAST 1' MIN. ON EITHER SIDE OF ENCLOSURE AND AT LEAST 3' MIN. FROM FRONT OF ENCLOSURE TO THE FRONT OF THE PAD.
6. MOUNT PANEL WITH 3/8" BOLTS, NUTS, AND LOCK WASHERS. ALL MOUNTING HARDWARE SHALL BE HOT DIPPED GALVANIZED OR STAINLESS STEEL. ZINC PLATED MATERIAL SHALL NOT BE ACCEPTED.
7. A 96" LENGTH RACK IS SUITABLE FOR ENCLOSURES UP TO 48" TALL UNLESS RACK IS TO BE PLACED IN SANDY SOIL. FOR ENCLOSURES TALLER THAN 48" OR LOCATIONS WITH SANDY SOIL USE A 120" LENGTH RACK.

CONTROL PANEL PHYSICAL LAYOUT

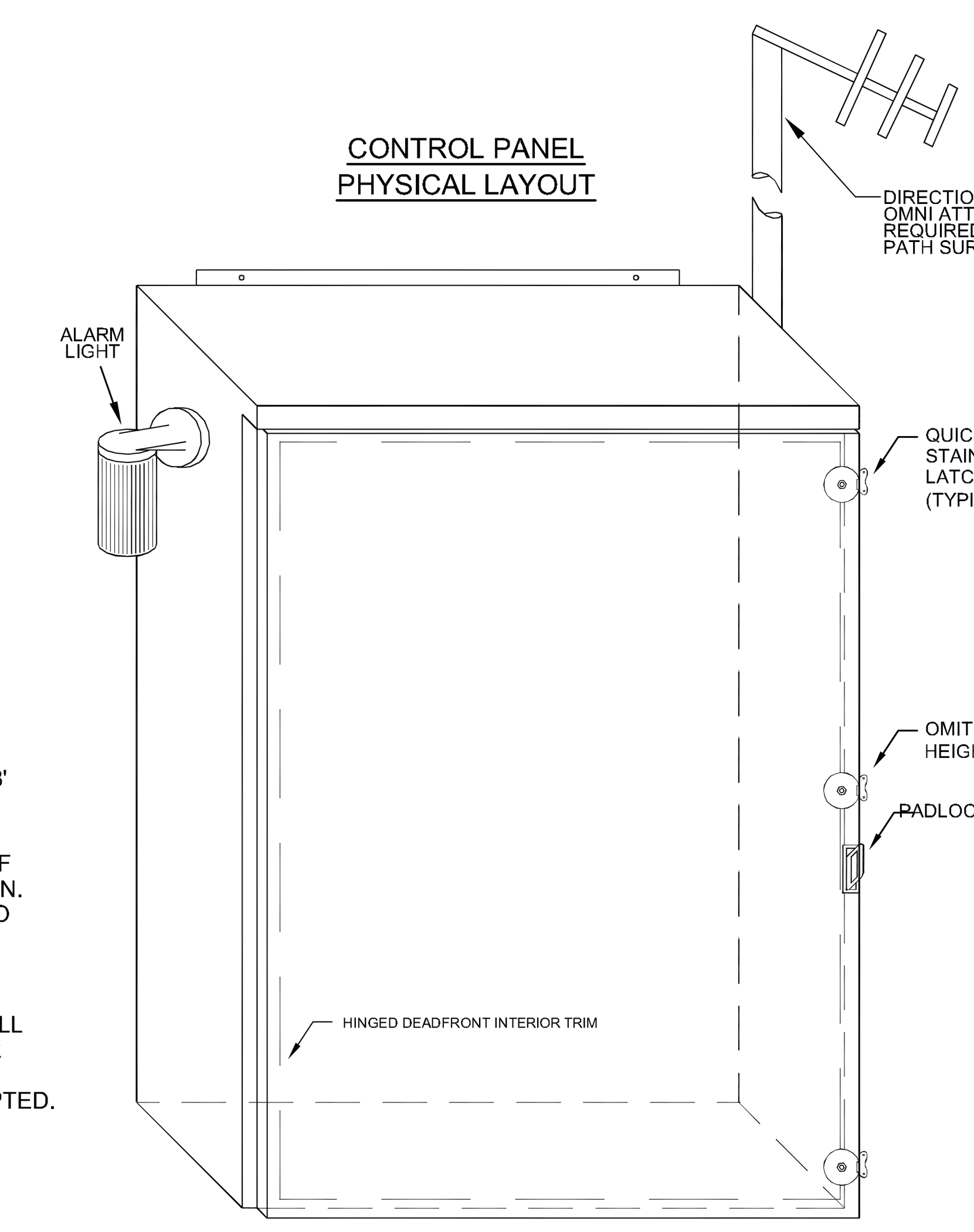

NEMA 3R ENCLOSURE
(PROPERLY SIZED AS REQUIRED)

SINGLE GROUND WELL DETAIL FOR GROUND GRID (TYPICAL OF THREE)

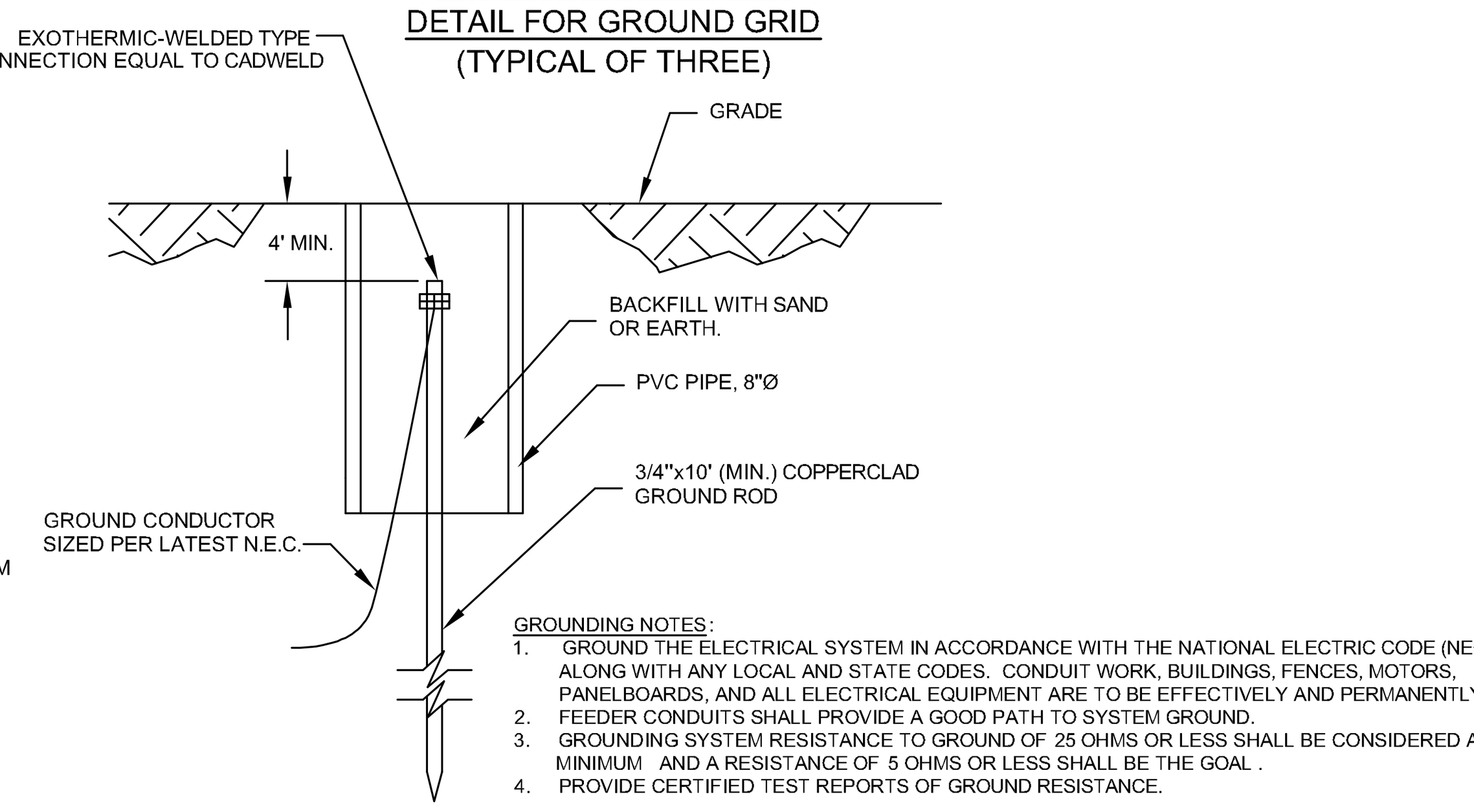

GROUNDING NOTES:
1. GROUND THE ELECTRICAL SYSTEM IN ACCORDANCE WITH THE NATIONAL ELECTRIC CODE (NEC) ARTICLE 250 ALONG WITH ANY LOCAL AND STATE CODES. CONDUIT WORK, BUILDINGS, FENCES, MOTORS, PANELBOARDS, AND ALL ELECTRICAL EQUIPMENT ARE TO BE EFFECTIVELY AND PERMANENTLY GROUNDED.
2. FEEDER CONDUITS SHALL PROVIDE A GOOD PATH TO SYSTEM GROUND.
3. GROUNDING SYSTEM RESISTANCE TO GROUND OF 25 OHMS OR LESS SHALL BE CONSIDERED AS THE MINIMUM AND A RESISTANCE OF 5 OHMS OR LESS SHALL BE THE GOAL .
4. PROVIDE CERTIFIED TEST REPORTS OF GROUND RESISTANCE.

CONTROL PANEL CONDUIT ENTRY DETAIL

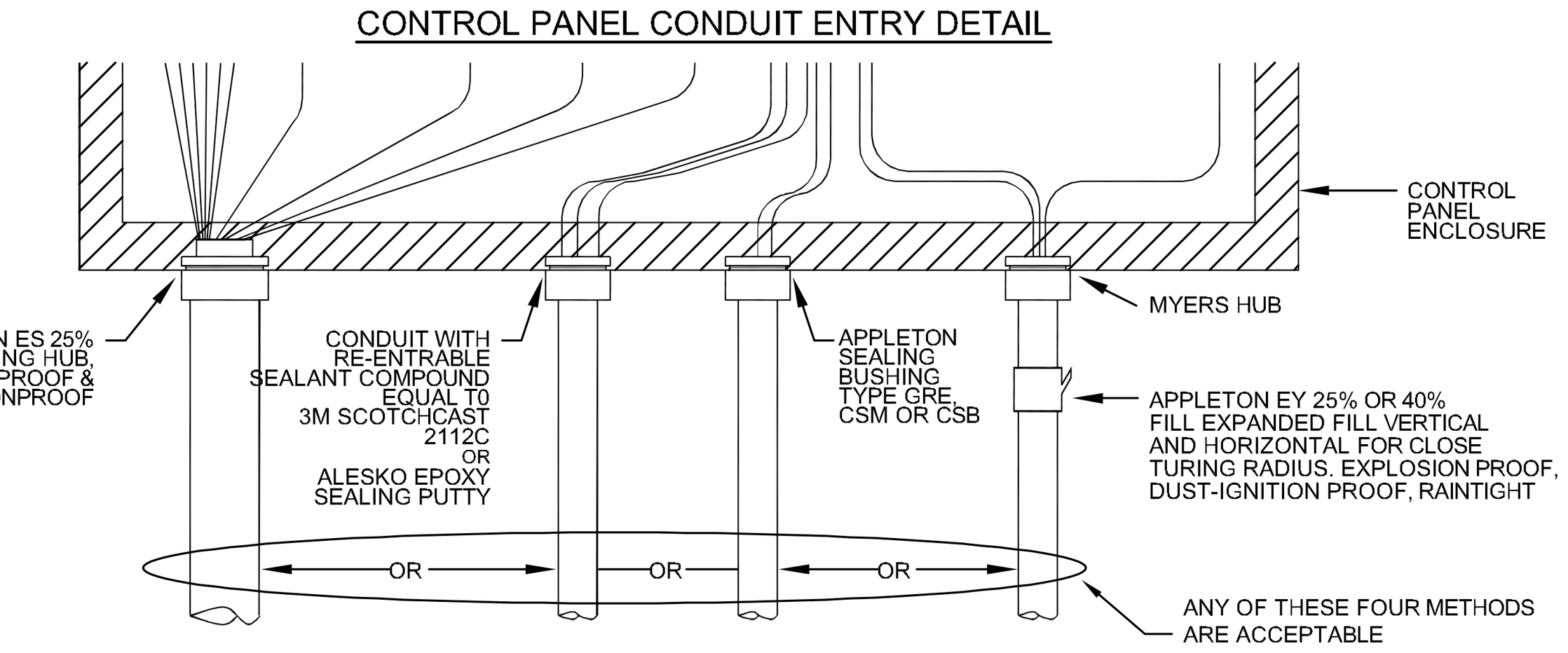

CIVIL ENGINEER:
BERRY ENGINEERS LLC
3555 KEITH ST NW, SUITE 109
CLEVELAND, TN 37312
TEL: (423) 790-5880
FIRM AUTHORIZATION: E-2720

DEVELOPER:
S & R DEVELOPMENT
115 W JACKSON ST
SUITE 2D
RIDGELAND, MS 39157

PROJECT:
HOLIDAY INN & HILTON TRU HOTEL
W RIDGELAND AVE
RIDGELAND, MS



REVISIONS

1		
2		
3		
4		
5		
6		
7		
8		
9		
10		

SHEET NAME:
SITE DETAILS

DATE:	01/10/2018
DRAWN BY:	BMB
CHECKED BY:	CMB
PROJECT NO.:	16049

SHEET NUMBER:
C-10

Hanover®
Detectable Warning® Paver

Persons with visual impairments depend upon environmental cues of potential hazards — ambient sounds and physical elements that can be sensed by a cane or texture changes underfoot. Any pedestrian area requiring the use of a detectable warning surface can utilize the Detectable Warning® Paver. The distinctively textured walking surface can help to warn pedestrians of an impending hazard on the route ahead.

Stocked Sizes	Stocked Colors
11 3/4" x 11 3/4" x 2" (297mm x 297mm x 51mm)	Red 15 Charcoal Yellow (M1517)
23 1/2" x 23 1/2" x 2" (597mm x 597mm x 51mm)	

Please Note: Other sizes and colors are available upon request when quantities permit. Contact a Hanover® Representative for more information.

Detectable® Warning Paver
Truncated Dome Detail & Dimensions
Aligned Dome Format

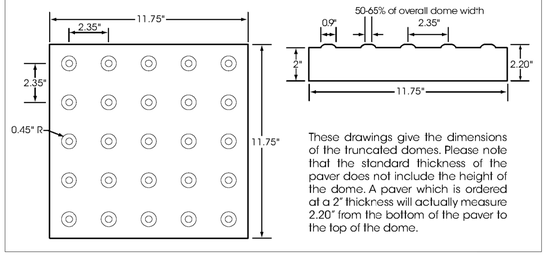

These drawings give the dimensions of the truncated domes. Please note that the standard thickness of the paver does not include the height of the dome. A paver which is ordered at a 2" thickness will actually measure 2.20" from the bottom of the paver to the top of the dome.

HANOVER®
Architectural Products
5000 Hanover Road, Hanover, PA 17331
717-637-0500 fax 717-637-7145
www.hanoverpavers.com

2.29.12

1

VICTOR STANLEY, INC.®
-Manufacturers of Quality Site Furnishings since 1962-

P.O. DRAWER 330 - DUNKIRK, MD 20754 USA
TOLL FREE: (800) 368-2573 (USA & CANADA)
TEL (301) 855-8000 - FAX (410) 257-7579
WEB SITE: HTTP://WWW.VICTORSTANLEY.COM

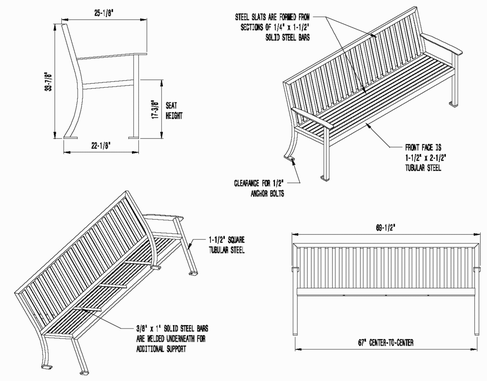

AVAILABLE OPTIONS:
POWDER COATING
12 STANDARD COLORS, CUSTOM COLORS (INCLUDING THE RAL RANGE)

LENGTHS
STANDARD 8' LENGTH (AS SHOWN)
CUSTOM PLAQUES
ENGRAVED CAST BRONZE PLAQUES

NOTES:
1. DRAWINGS NOT TO SCALE. DO NOT SCALE DRAWINGS.
2. ALL FABRICATED METAL COMPONENTS ARE STEEL SHOTBLASTED, ETCHED, PHOSPHATIZED, PREHEATED, AND ELECTROSTATICALLY POWDER-COATED WITH T.G.I.C. POLYESTER POWDER COATINGS. PRODUCTS ARE FULLY CLEANED AND PRETREATED, PREHEATED AND COATED WHILE HOT TO FILL CREVICES AND BUILD COATING FILM. COATED PARTS ARE THEN FULLY CURED TO COATING MANUFACTURER'S SPECIFICATIONS. THE THICKNESS OF THE RESULTING FINISH AVERAGES 8-10 MILS (200-250 MICRONS).
3. IT IS NOT RECOMMENDED TO LOCATE ANCHOR BOLTS UNTIL BENCH IS IN PLACE. THIS VICTOR STANLEY, INC. PRODUCT MUST BE PERMANENTLY AFFIXED TO THE GROUND. CONSULT YOUR LOCAL CODES FOR REGULATIONS.
4. ANCHOR BOLTS NOT PROVIDED BY VICTOR STANLEY, INC.
5. FOR HIGH SALT ABUSIVE CLIMATES, HOT DIP GALVANIZING BEFORE POWDER COATING IS AVAILABLE. SEE WRITTEN SPECIFICATIONS FOR DETAILS.
6. ALL SPECIFICATIONS ARE SUBJECT TO CHANGE. CONTACT MANUFACTURER FOR DETAILS.
7. THIS PRODUCT IS SHIPPED FULLY ASSEMBLED.

RMS-24
STREETSCEPTER RB SERIES
STANDARD ALL STEEL BENCH
SHOWN: STANDARD 6-FOOT LENGTH

COPYRIGHT 2016 VICTOR STANLEY, INC. ALL RIGHTS RESERVED
REV. 1/15/10 DRAWN B.J.C. 2015-12

2

VICTOR STANLEY, INC.®
-Manufacturers of Quality Site Furnishings since 1962-

P.O. DRAWER 330 - DUNKIRK, MD 20754 USA
TOLL FREE: (800) 368-2573 (USA & CANADA)
TEL (301) 855-8000 - FAX (410) 257-7579
WEB SITE: HTTP://WWW.VICTORSTANLEY.COM

* ALL DIMENSIONS ARE IN INCHES *

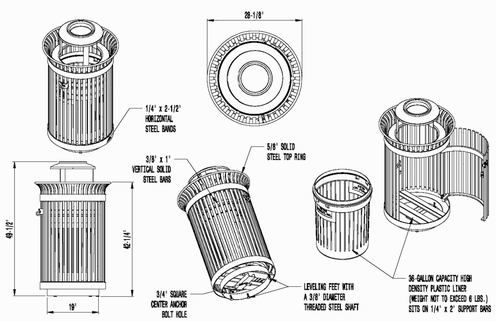

AVAILABLE OPTIONS
POWDER COATING
10 STANDARD COLORS, 2 OPTIONAL METALLIC COLORS, CUSTOM COLORS (INCLUDING THE RAL RANGE).
CUSTOM PLAQUES & DECALS
AVAILABLE WITH STEEL PLAQUES IN VARIOUS SIZES AND PRESSURE SENSITIVE VINYL OUTDOOR DECALS.

LIDS
STANDARD TAPERED FORMED LID. AVAILABLE WITH OPTIONAL DOME LID, DOME LID WITH STAINLESS STEEL ASHTRAY (AS SHOWN), CONVEX LID, CONVEX LID WITH SELF-CLOSING DOOR, RAIN BONNET LID WITH STAINLESS STEEL ASHTRAY, AND RECYCLE LIDS. ASHTRAYS AVAILABLE WITH OPTIONAL ASHTRAY COVER.

SECURITY
SHOWN WITH STANDARD LOCKABLE LATCH AVAILABLE WITH OPTIONAL KEYED LOCK BOX. LID BOLTED IN PLACE. AVAILABLE WITH OPTIONAL MOUNT WITH 3 IN-LINE ANCHOR HOLES AND OPTIONAL ABS BOTTOM PLATE COVER.

NOTES:
1. DRAWINGS NOT TO SCALE. DO NOT SCALE DRAWINGS.
2. ALL FABRICATED METAL COMPONENTS ARE STEEL SHOTBLASTED, ETCHED, PHOSPHATIZED, PREHEATED, AND ELECTROSTATICALLY POWDER-COATED WITH T.G.I.C. POLYESTER POWDER COATINGS. PRODUCTS ARE FULLY CLEANED AND PRETREATED, PREHEATED AND COATED WHILE HOT TO FILL CREVICES AND BUILD FILM COATING. COATED PARTS ARE THEN FULLY CURED TO COATING MANUFACTURER'S SPECIFICATIONS. THE THICKNESS OF THE RESULTING FINISH AVERAGES 8-10 MILS (200-250 MICRONS).
3. OIL IMPREGNATED BRONZE BUSHINGS AND STAINLESS STEEL PIVOT PINS FOR DOOR MOVEMENT, STANDARD 5/16" SOLID STEEL LATCH ASSEMBLY OR OPTIONAL PATENTED STAINLESS STEEL KEYED LOCK ASSEMBLY.
4. THIS VICTOR STANLEY, INC. PRODUCT MUST BE PERMANENTLY AFFIXED TO THE GROUND. CONSULT YOUR LOCAL CODES FOR REGULATIONS.
5. VICTOR STANLEY, INC., PLASTIC LINER LINERS ARE MOLDED ON TOOLING DESIGNED FOR AND OWNED BY VICTOR STANLEY, INC. THEY OFFER MAXIMUM CAPACITY AND STRENGTH WITH LIGHTWEIGHT CONSTRUCTION USING CRITICAL MOLDED RIBS, INTEGRAL HANDHOLDS, AND HIGH-STRENGTH MATERIALS. THIS WINNOWLESS HANDLING DIFFICULTY AND FACILITATES EASY DIPPING AND STORAGE WHILE AFFORDING LONG SERVICE LIFE.
6. ANCHOR BOLT NOT PROVIDED BY VICTOR STANLEY, INC.
7. FOR HIGH SALT ABUSIVE CLIMATES, HOT DIP GALVANIZING BEFORE POWDER COATING IS AVAILABLE. SEE WRITTEN SPECIFICATIONS FOR DETAILS.
8. ALL SPECIFICATIONS ARE SUBJECT TO CHANGE. CONTACT MANUFACTURER FOR DETAILS.
9. THIS PRODUCT IS SHIPPED FULLY ASSEMBLED.

SD-42
EXONSTYLE® SERIES
36-GALLON SIDE-DOOR-OPENING LITTER RECEPTACLE
SHOWN: OPTIONAL DOME LID WITH STAINLESS STEEL ASHTRAY

COPYRIGHT 2014 VICTOR STANLEY, INC. ALL RIGHTS RESERVED
REV. 2/18/14 DRAWN L.D.L. 2014-127

3

4

5

6

7

8

9

10

11

CIVIL ENGINEER:
BERRY ENGINEERS LLC
3555 KEITH ST NW, SUITE 109
CLEVELAND, TN 37312
TEL: (423) 790-8880
FIRM AUTHORIZATION: E-2720

DEVELOPER:
S & R DEVELOPMENT
115 W JACKSON ST
SUITE 2D
RIDGELAND, MS 39157

PROJECT:
HOLIDAY INN & HILTON TRU HOTEL
W RIDGELAND AVE
RIDGELAND, MS

CHRISTOPHER M. BERRY
LICENSED PROFESSIONAL ENGINEER
21163
STATE OF MISSISSIPPI

REVISIONS		
1	BULLETIN #1	03/01/17
2		
3		
4		
5		
6		
7		
8		
9		
10		

SHEET NAME:
SITE DETAILS

DATE:	01/10/2018
DRAWN BY:	BMB
CHECKED BY:	CMB
PROJECT NO.:	16049

SHEET NUMBER:
C-11

Table 1: Mitigation Table for use with Sites less than 10 acres			
Line	Item	Quantity	Unit
A	Total Existing Canopy Coverage of site	234,600	(Square Feet)
B	Baseline for Mitigation (Line A times 20 divided by 43,560SF)	109	(Mitigation Trees)
C	Existing Canopy Coverage to be Preserved	0	(Square Feet)
D	Preservation Tree Credit (Line C divided by 1000 SF)	0	(Mitigation Trees)
E	Total Mitigation Requirement (Line B minus Line D)	109	(Mitigation Trees)
F	Mitigation Option A - On-site Mitigation (Number of Mitigation Units Applicant prefers to use for On-site Mitigation)	48	(Mitigation Trees)
G	Mitigation Option B - Contribution to the In-Lieu Fund (Line E minus Line F times $300.00)	$18,300	(Dollars)
Note: Preservation, On-Site Mitigation, Contribution to the In-Lieu Fund, or a combination thereof can be used at the discretion of the Applicant to satisfy the Mitigation requirements.			





Qty	Botanical Name	Common Name	Size/Condition
Trees			
13	Taxodium distichum	BALDCYPRESS	12' HT, 2.5" CAL
4	Pistacia chinensis	CHINESE PISTACHIO	B&B/CONT - 2" CAL - 10'-12' HT
16	Ulmus parvifolia 'Drake'	DRAKE ELM	B&B/CONT - 2" CAL - 10'-12' HT
15	Ilex 'Mary Nell'	MARY NELL HOLLY	30 Gal
4	Lagerstroemia x 'Natchez'	NATCHEZ CRAPEMYRTLE	30 Gal
19	Acer rubrum 'October Glory'	OCTOBER GLORY RED MAPLE	B&B/CONT - 2" CAL - 10'-12' HT
37	Quercus shumardii	SHUMARDS OAK	B&B/CONT - 2" CAL - 10'-12' HT
1	Magnolia grandiflora 'Southern Charm'	TEDDY BEAR MAGNOLIA	B&B/CONT - 2" CAL - 10'-12' HT
1	Vitex agnus-castus	VITEX	15 Gal
4	Trachycarpus fortunei	WINDMILL PALM	30 Gal
Shrubs			
12	Cleyera japonica	CLEYERA	7 Gal
8	Cleyera japonica	CLEYERA	3 Gal
38	Loropetalum chinense var. rubrum 'Crimson Fire'	CRIMSON FIRE LOROPETALUM	3 Gal
32	Rosa 'Drift'	DRIFT ROSE	3 Gal
3	Sabal minor	DWARF PALMETTO	3 Gal
91	Ilex vomitoria 'Schillings Dwarf'	DWARF YAUPON HOLLY	7 Gal
50	Rhododendron 'Robled' PP#16278	ENCORE AZALEA - AUTUMN DEBUTANTE	3 Gal
4	Azalea 'George L. Taber'	GEORGE L. TABER AZALEA	3 Gal
53	Rhaphiolepis x 'Montic'	MAJESTIC BEAUTY HAWTHORN	7 Gal
26	Sporobolus capillaris	MUHLY GRASS	3 Gal
467	Ilex cornuta	NEEDLEPOINT HOLLY	3 Gal
46	Camellia sasanqua	SH SH SASANQUA	7 Gal
20	Ilex crenata 'Sky Pencil'	SKY PENCIL BOX LEAVED HOLLY	7 Gal
7	Osmanthus x fortunei	SWEET OLIVE	10 Gal
Perennials and Annuals			
71	Dietes iridioides	AFRICAN IRIS	3 Gal
42	Hemerocallis 'Stella d'Oro'	STELLA-D'ORO DAYLILY	1 Gal
2391 sq. ft	Seasonal Color	Seasonal Color	6" Pot

ALL SOD HYBRID BERMUDA

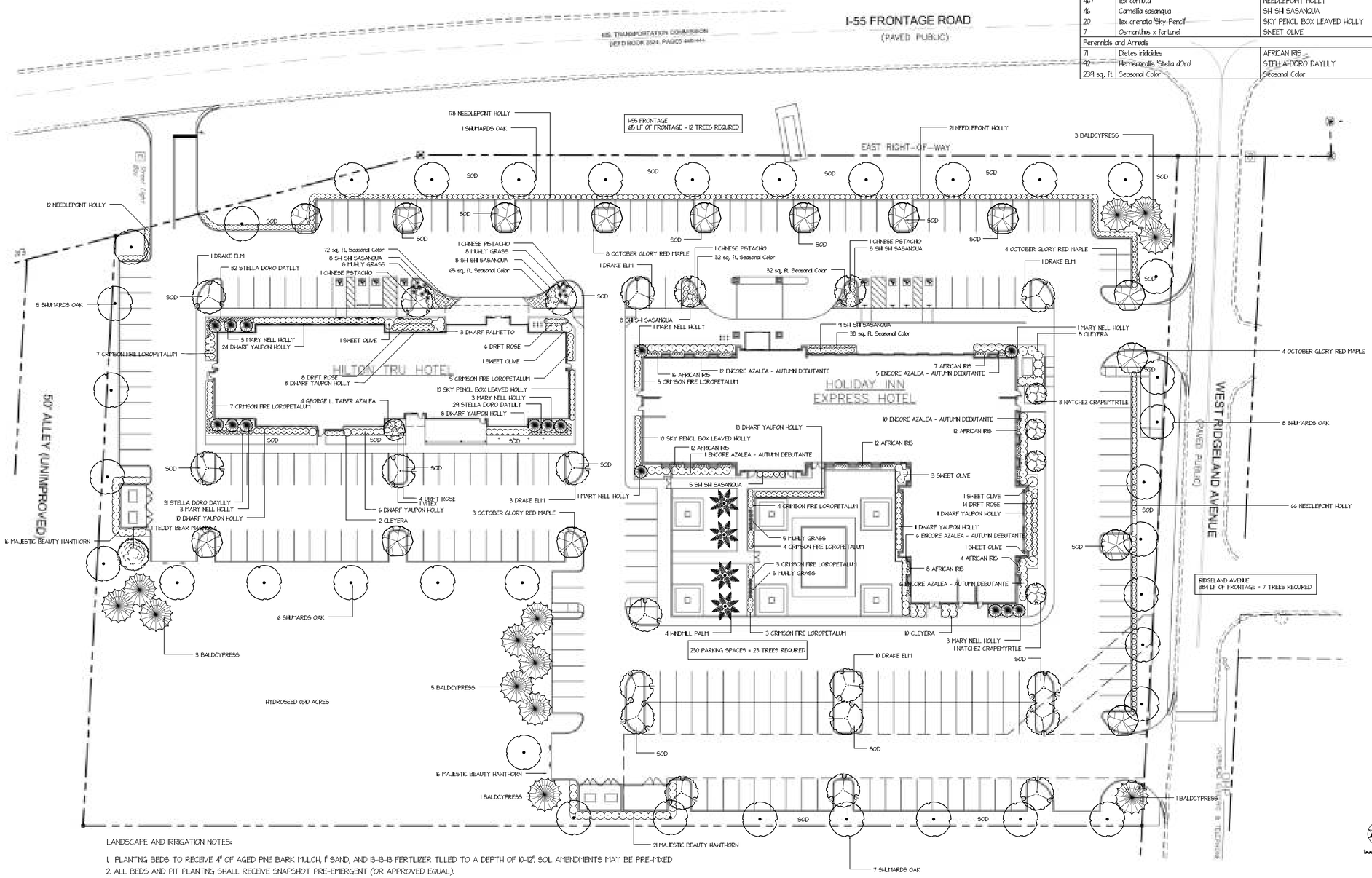

LANDSCAPE AND IRRIGATION NOTES:

1. PLANTING BEDS TO RECEIVE 4" OF AGED PINE BARK MULCH, 1" SAND, AND 13-13-13 FERTILIZER TILLED TO A DEPTH OF 10-12". SOIL AMENDMENTS MAY BE PRE-MIXED
2. ALL BEDS AND PIT PLANTING SHALL RECEIVE SNAPSHOT PRE-EMERGENT (OR APPROVED EQUAL).
3. ALL BEDS AND PIT PLANTINGS SHALL BE COVERED WITH FRESH MULCH.
4. IRRIGATION SYSTEM TO BE DESIGN/BUILD PROVIDED BY A LANDSCAPE CONTRACTOR. IRRIGATION WATER LINES TO BE CONNECTED TO WATER LINE AS SHOWN ON CIVIL SITE UTILITY PLAN, WITH A CITY OF RIDGELAND APPROVED BACKFLOW PREVENTOR.

THIS DRAWING IS THE PROPERTY OF THE MADISON LANDSCAPE CO. LLC AND MAY NOT BE REPRODUCED OR USED WITHOUT WRITTEN PERMISSION.

NOTES

HILTON TRU & HOLIDAY INN EXPRESS HOTEL
RIDGELAND, MS

No.	Date	Description
	03-24-2017	SITE PLAN REVISION
	06-23-2017	SITE PLAN REVISION
	07-12-2017	SITE PLAN REVISION
	11-03-2017	SITE PLAN REVISION
	12-14-2017	SITE PLAN REVISION

REVISIONS

Madison Landscape
DESIGN • BUILD • MAINTAIN

LANDSCAPE PLAN

SCALE	1" = 30' - 0"
DRAWN BY	WJ
CHECKED BY	WJ
DATE	12-20-2017
DATE OF PRINT	

PROJECT NO.

SHEET NO.

1 OF 1

Powered by DynaSCAPE®

INDEPENDANT LIGHTING CONSULTING FIRM
51 chemin de Covey Hill,
Hemmingford, Quebec
Canada, J0L 1H0
Tel: 450-247-2002
techno@eclairagetechno.com
www.eclairagetechno.com

Lighting Calculation study

DISCLAIMER: Calculations have been performed according to IESNA & CIE standards and goodpractice. Some differences between measured values and calculated results may occur due to tolerances in calculation methods, testing procedures, component performance, measurement techniques and field conditions such as voltage and temperature variations. Input data used to generate the attached calculations such as room dimensions, reflectances, furniture and architectural elements significantly affect the lightingcalculations. If the real environment conditions do not match the input data, differences will occur between measured values and calculated values.

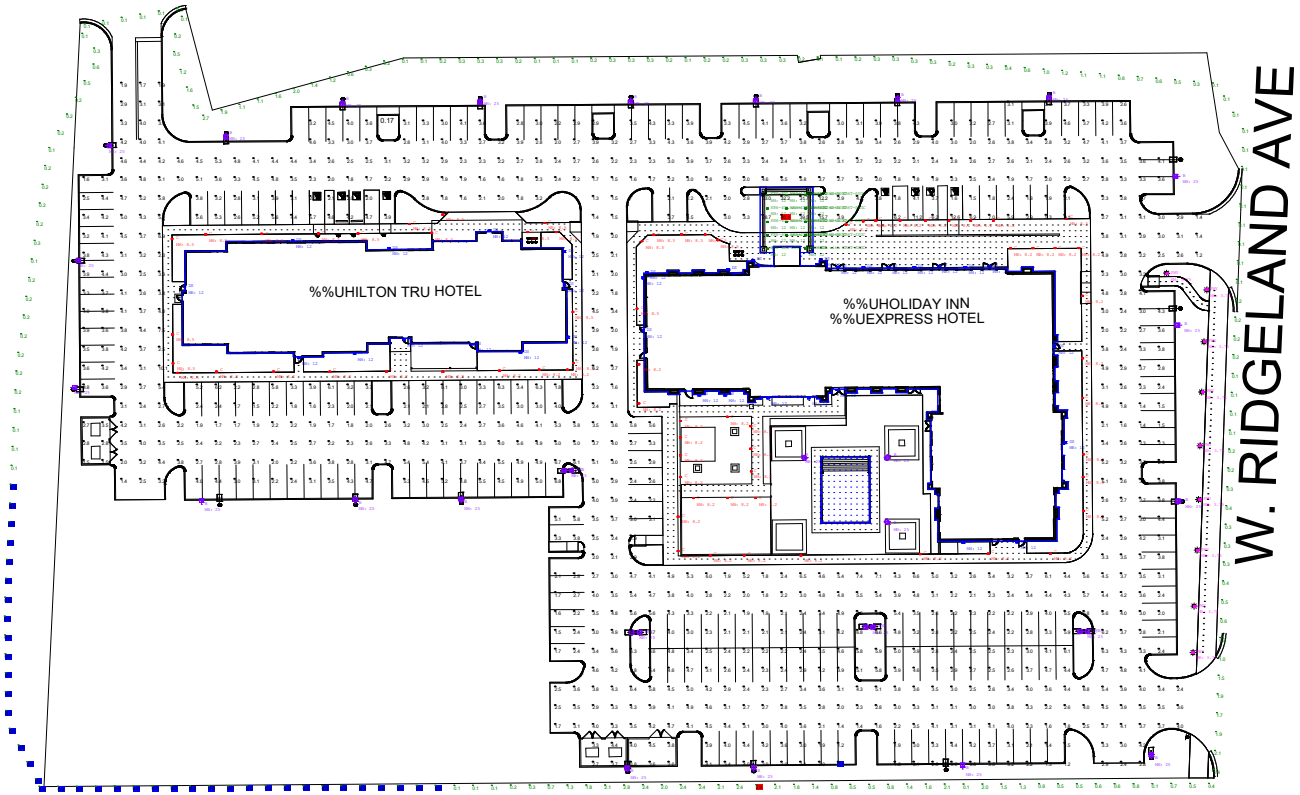

Std							
Symbol	Qty	Label	Description	Lum. Lumens	Lum. Watts	LLF	Filename
	34	DS	DS-WS08-F35A-WT	3685	53.2	0.900	DS-WS08-F35A-WT.IES
	23	B	OSQ-A-xx-4ME-T-40K-ULxxxxx w_OSQ-BLSLF	16830	166	0.900	OSQ-A-XX-4ME-T-40K-ULXXXXX W_OSQ-BLSLF_CONFIGURED.ies
	4	B B@B	OSQ-A-xx-4ME-T-40K-ULxxxxx w_OSQ-BLSLF	16830	166	0.900	OSQ-A-XX-4ME-T-40K-ULXXXXX W_OSQ-BLSLF_CONFIGURED.ies
	9	PWY	PWY-EDG-2M-__-02-D-UL-525-40K	1814	34	0.900	PWY-EDG-2M-__-02-D-UL-525-40K-CONFIGURED.IES
	70	C	LB6055_510_Norma-4000K-13122	2551	38	0.900	LB6055.510_Norma-4000K-13122.ies
	14	KR6-40L with KR	KR6-40L-27K-xxxV-xxx	3141	44.19	0.900	KR6-40L with KR6T-SSGC.IES

Calculation Summary							
Label	CalcType	Units	Avg	Max	Min	Avg/Min	Max/Min
Hilton Hotel Sidewalk	Illuminance	Fc	8.50	19.1	3.0	2.83	6.37
Holiday Inn Sidewalk	Illuminance	Fc	10.70	37.0	3.0	3.57	12.33
Parking	Illuminance	Fc	3.61	40.1	1.1	3.28	36.45
Pool	Illuminance	Fc	7.33	9.5	6.2	1.18	1.53
Pool Deck	Illuminance	Fc	7.90	9.4	6.4	1.23	1.47
Propertyline	Illuminance	Fc	0.52	2.9	0.0	N.A.	N.A.
Sidewalk	Illuminance	Fc	4.11	13.6	1.0	4.11	13.60

Ripple Associates, 1073 Willa Springs Dr. #2021
Office (407) 388-9821 info@rippleassociates.com

DISCLAIMER: Calculations have been performed according to IESNA & CIE standards and goodpractice. Some differences between measured values and calculated results may occur due to tolerances in calculation methods, testing procedures, component performance, measurement techniques and field conditions such as voltage and temperature variations. Input data used to generate the attached calculations such as room dimensions, reflectances, furniture and architectural elements significantly affect the lightingcalculations. If the real environment conditions do not match the input data, differences will occur between measured values and calculated values.

Project name : Holiday Inn & Holiday Inn Express RidgelanD MS v8

Prepared for: Cody Metcalf

Filename: Holiday Inn & Holiday Inn Express RidgelanD MS v8.AGI

By : Maxime Moldvar | **Units:**

Date:2/12/2018

AGi32 Version 18.2.14

Total Time (Hrs.): 10.2

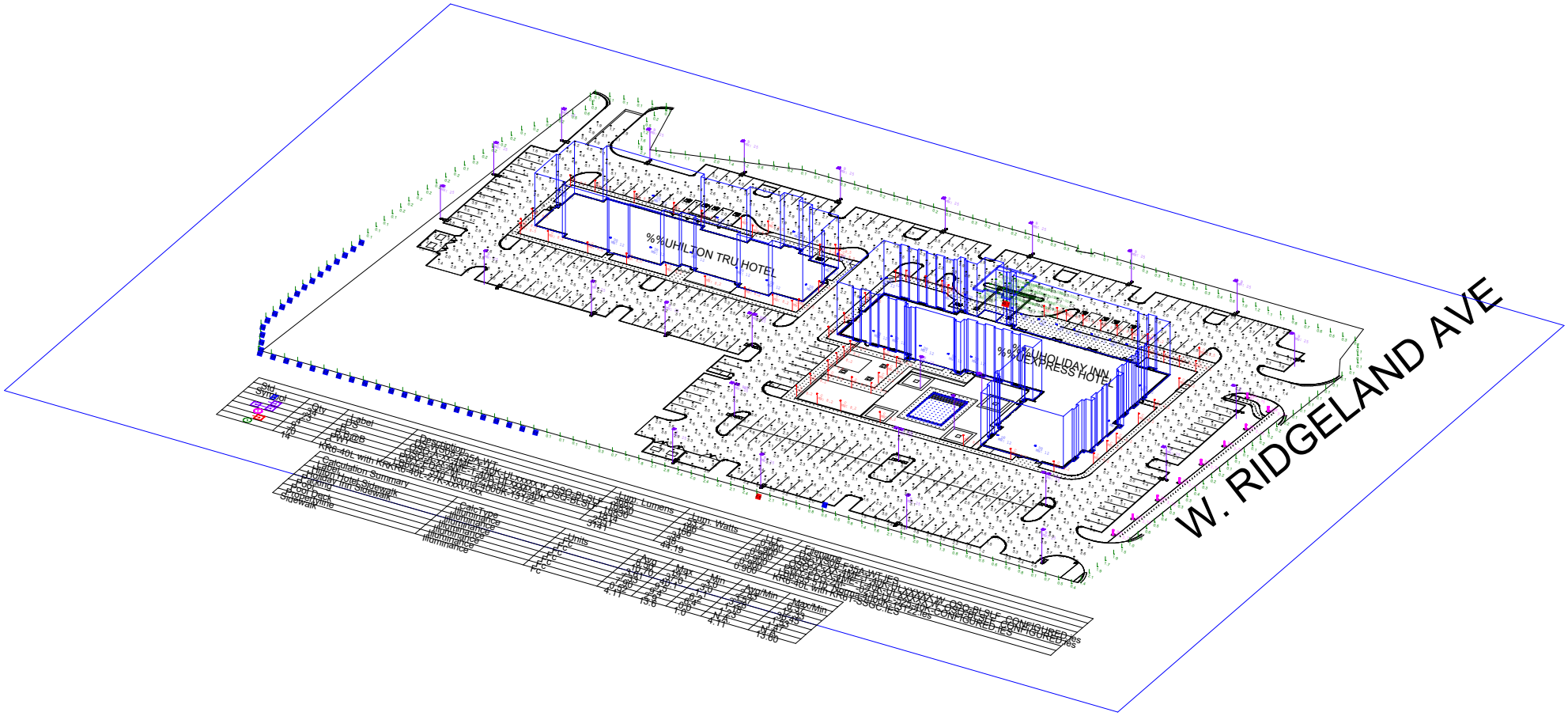

Ripple Associates, 1073 Willa Springs Dr. #2021
Office (407) 388-9821 info@rippleassociates.com

DISCLAIMER: Calculations have been performed according to IESNA & CIE standards and goodpractice. Some differences between measured values and calculated results may occur due to tolerances in calculation methods, testing procedures, component performance, measurement techniques and field conditions such as voltage and temperature variations. Input data used to generate the attached calculations such as room dimensions, reflectances, furniture and architectural elements significantly affect the lightingcalculations. If the real environment conditions do not match the input data, differences will occur between measured values and calculated values.

Project name : Holiday Inn & Holiday Inn Express RidgelanD MS v8		**Date:2/12/2018**
Prepared for: Cody Metcalf		AGi32 Version 18.2.14
Filename: Holiday Inn & Holiday Inn Express RidgelanD MS v8.AGI		Total Time (Hrs.): 10.2
By : Maxime Moldvar	**Units:**	**Page 3 of 10**

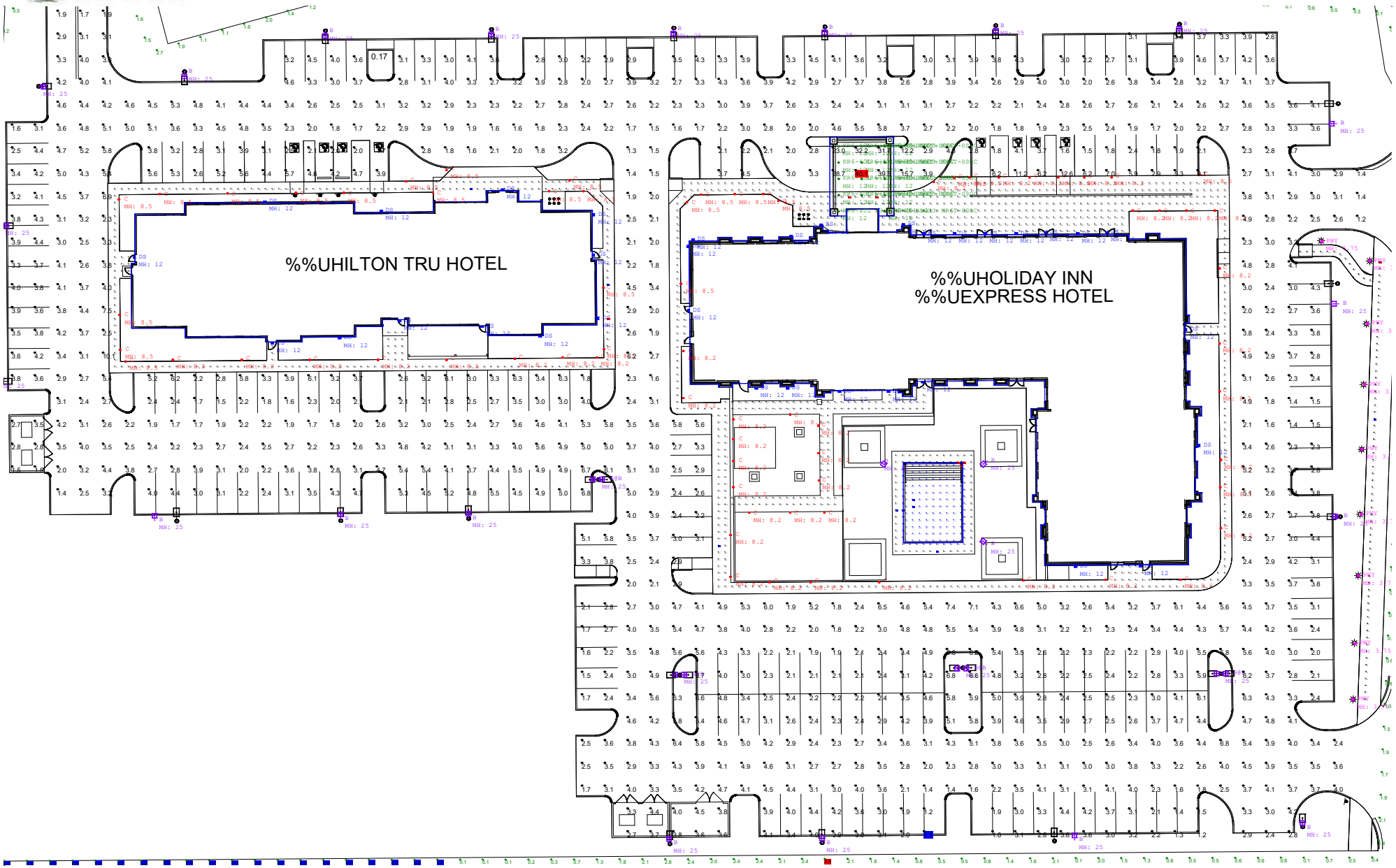

Ripple Associates, 1073 Willa Springs Dr. #2021
Office (407) 388-9821 info@rippleassociates.com

DISCLAIMER: Calculations have been performed according to IESNA & CIE standards and goodpractice. Some differences between measured values and calculated results may occur due to tolerances in calculation methods, testing procedures, component performance, measurement techniques and field conditions such as voltage and temperature variations. Input data used to generate the attached calculations such as room dimensions, reflectances, furniture and architectural elements significantly affect the lightingcalculations. If the real environment conditions do not match the input data, differences will occur between measured values and calculated values.

Project name : Holiday Inn & Holiday Inn Express RidgelanD MS v8

Prepared for: Cody Metcalf

Filename: Holiday Inn & Holiday Inn Express RidgelanD MS v8.AGI

By : Maxime Moldvar

Units:

Date:2/12/2018

AGi32 Version 18.2.14

Total Time (Hrs.): 10.2

Results summary

Luminaire Schedule									
Symbol	Qty	Label	Description	Lum. Watts	Lum. Lumens	LLF	Filename	Arrangement	Arm
	34	DS	DS-WS08-F35A-WT	53.2	3685	0.900	DS-WS08-F35A-WT.IES	SINGLE	0
	23	B	OSQ-A-xx-4ME-T-40K-ULxxxxx w_OSQ-BLSLF	166	16830	0.900	OSQ-A-XX-4ME-T-40K-ULXXXXX W_OSQ-BLSLF_CONFIGURED.ies	SINGLE	2
	4	B B@B	OSQ-A-xx-4ME-T-40K-ULxxxxx w_OSQ-BLSLF	166	16830	0.900	OSQ-A-XX-4ME-T-40K-ULXXXXX W_OSQ-BLSLF_CONFIGURED.ies	BACK-BACK	2
	9	PWY	PWY-EDG-2M-__-02-D-UL-525-40K	34	1814	0.900	PWY-EDG-2M-__-02-D-UL-525-40K-CONFIGURED.IES	SINGLE	0
	70	C	LB6055_510_Norma-4000K-13122	38	2551	0.900	LB6055.510_Norma-4000K-13122.ies	SINGLE	0.4
	14	KR6-40L with KR6T-SSGC	KR6-40L-27K-xxxV-xxx	44.19	3141	0.900	KR6-40L with KR6T-SSGC.IES	SINGLE	0

Calculation Summary							
Label	CalcType	Units	Avg	Max	Min	Avg/Min	Max/Min
Hilton Hotel Sidewalk	Illuminance	Fc	8.50	19.1	3.0	2.83	6.37
Holiday Inn Sidewalk	Illuminance	Fc	10.70	37.0	3.0	3.57	12.33
Parking	Illuminance	Fc	3.61	40.1	1.1	3.28	36.45
Pool	Illuminance	Fc	7.33	9.5	6.2	1.18	1.53
Pool Deck	Illuminance	Fc	7.90	9.4	6.4	1.23	1.47
Propertyline	Illuminance	Fc	0.52	2.9	0.0	N.A.	N.A.
Sidewalk	Illuminance	Fc	4.11	13.6	1.0	4.11	13.60

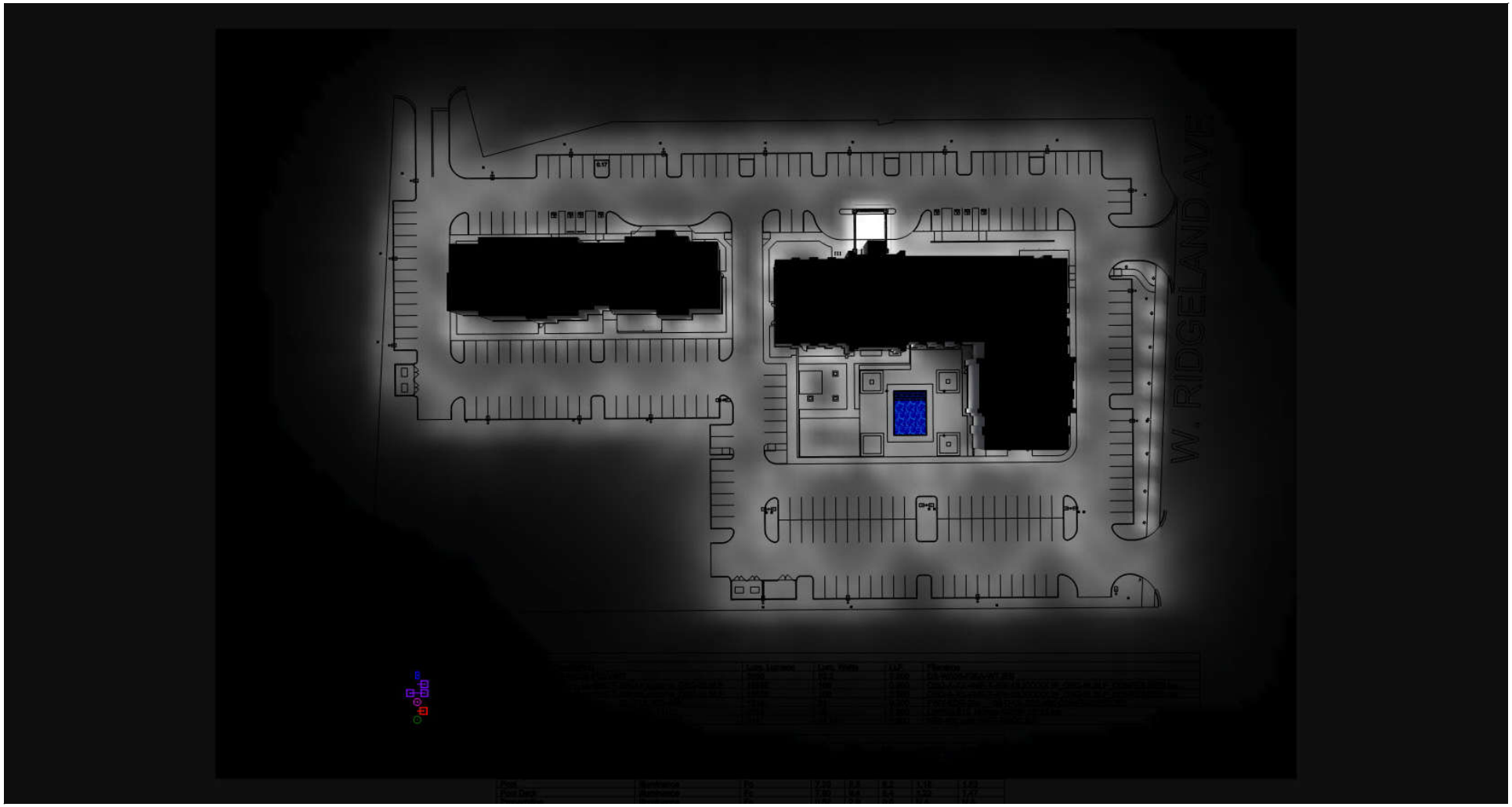

Ripple Associates, 1073 Willa Springs Dr. #2021
Office (407) 388-9821 info@rippleassociates.com

DISCLAIMER: Calculations have been performed according to IESNA & CIE standards and goodpractice. Some differences between measured values and calculated results may occur due to tolerances in calculation methods, testing procedures, component performance, measurement techniques and field conditions such as voltage and temperature variations. Input data used to generate the attached calculations such as room dimensions, reflectances, furniture and architectural elements significantly affect the lightingcalculations. If the real environment conditions do not match the input data, differences will occur between measured values and calculated values.

Project name : Holiday Inn & Holiday Inn Express RidgelanD MS v8

Prepared for: Cody Metcalf

Filename: Holiday Inn & Holiday Inn Express RidgelanD MS v8.AGI

By : Maxime Moldvar | **Units:**

Date:2/12/2018

AGi32 Version 18.2.14

Total Time (Hrs.): 10.2

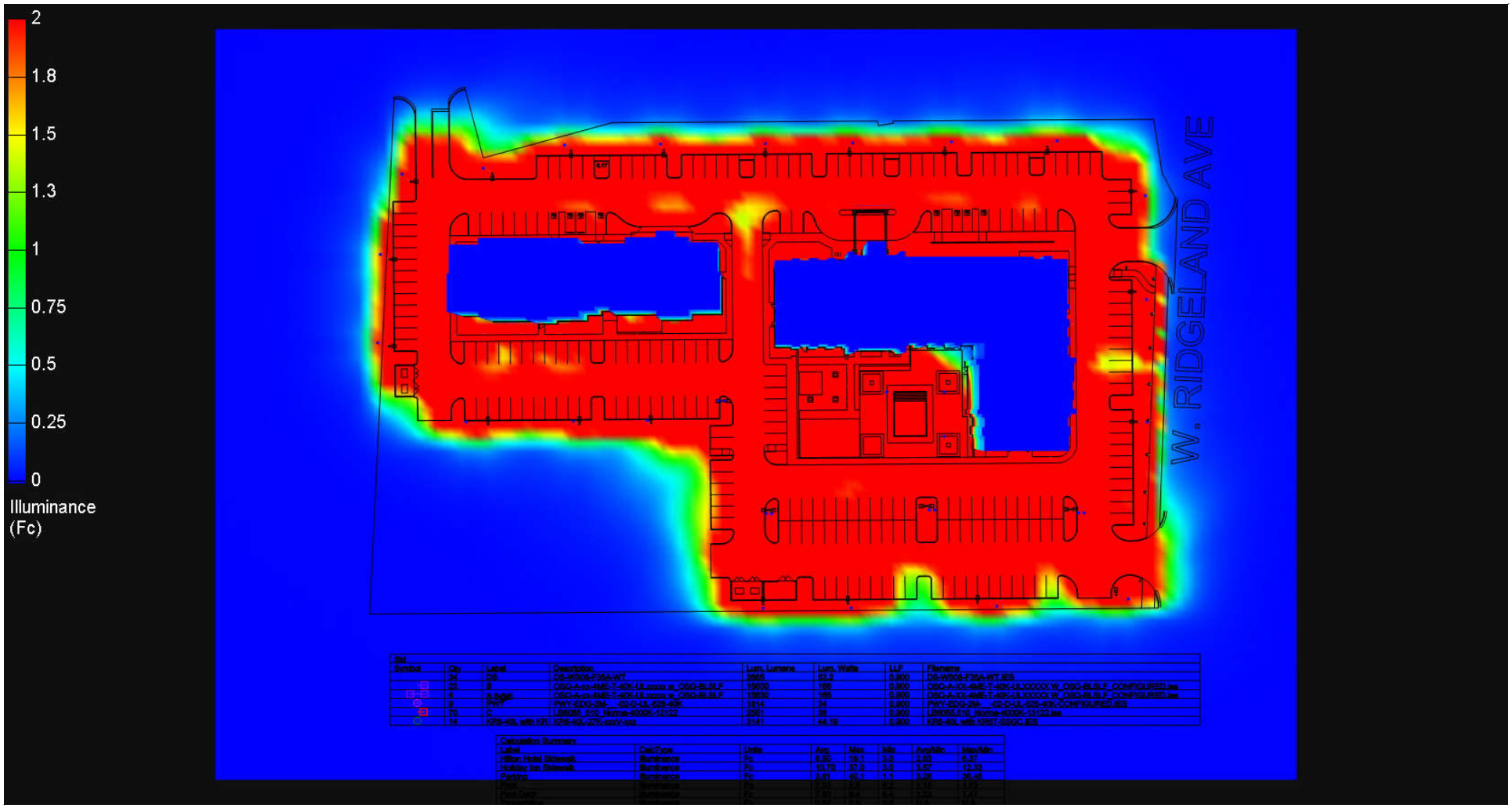

Slot

Symbol	Qty	Label	Description	Lum. Lumens	Lum. Watts	LLF	Filename
	32	D3	DSX0B29-F35A-WT	3808	32.2	0.900	DSX0B29-F35A-WT.IES
	22	B	OSQ-A-xx-4ME-T-40K-ULxxxxx w_OSQ-BLSLF	18830	165	0.900	OSQ-A-XX-4ME-T-40K-ULXXXXX W_OSQ-BLSLF_CONFIGURED.ies
	4	B-Spot	OSQ-A-xx-4ME-T-40K-ULxxxxx w_OSQ-BLSLF	18830	165	0.900	OSQ-A-XX-4ME-T-40K-ULXXXXX W_OSQ-BLSLF_CONFIGURED.ies
	9	PWY	PWY-EDG-3M-__-02-C-UL-825-40K	1914	34	0.900	PWY-EDG-3M-__-02-C-UL-825-40K-CONFIGURED.IES
	70	C	LB6060_510_Home-4000K-13192.ies	3661	38	0.900	LB6060_510_Home-4000K-13192.ies
	14		SQB-60L with KR	3141	44.19	0.900	SQB-60L with KRST-SSQC.IES

Calculation Summary

Label	Calc Type	Units	Avg.	Max.	Min.	Avg/Min.	Max/Min.
Hilton Hotel Sidewalk	Illuminance	Fc	6.50	35.1	3.5	1.83	9.97
Holiday Inn Sidewalk	Illuminance	Fc	10.78	37.2	3.3	3.32	12.31
Parking	Illuminance	Fc	2.41	40.7	0.1	1.28	30.45
[illegible]	Illuminance	Fc	[illegible]	[illegible]	[illegible]	[illegible]	[illegible]
[illegible]	Illuminance	Fc	[illegible]	[illegible]	[illegible]	[illegible]	[illegible]
[illegible]	Illuminance	Fc	[illegible]	[illegible]	[illegible]	[illegible]	[illegible]

Ripple Associates, 1073 Willa Springs Dr. #2021
Office (407) 388-9821 info@rippleassociates.com

DISCLAIMER: Calculations have been performed according to IESNA & CIE standards and goodpractice. Some differences between measured values and calculated results may occur due to tolerances in calculation methods, testing procedures, component performance, measurement techniques and field conditions such as voltage and temperature variations. Input data used to generate the attached calculations such as room dimensions, reflectances, furniture and architectural elements significantly affect the lightingcalculations. If the real environment conditions do not match the input data, differences will occur between measured values and calculated values.

Project name : Holiday Inn & Holiday Inn Express RidgelanD MS v8

Prepared for: Cody Metcalf

Filename: Holiday Inn & Holiday Inn Express RidgelanD MS v8.AGI

By : Maxime Moldvar | **Units:**

Date:2/12/2018

AGi32 Version 18.2.14

Total Time (Hrs.): 10.2

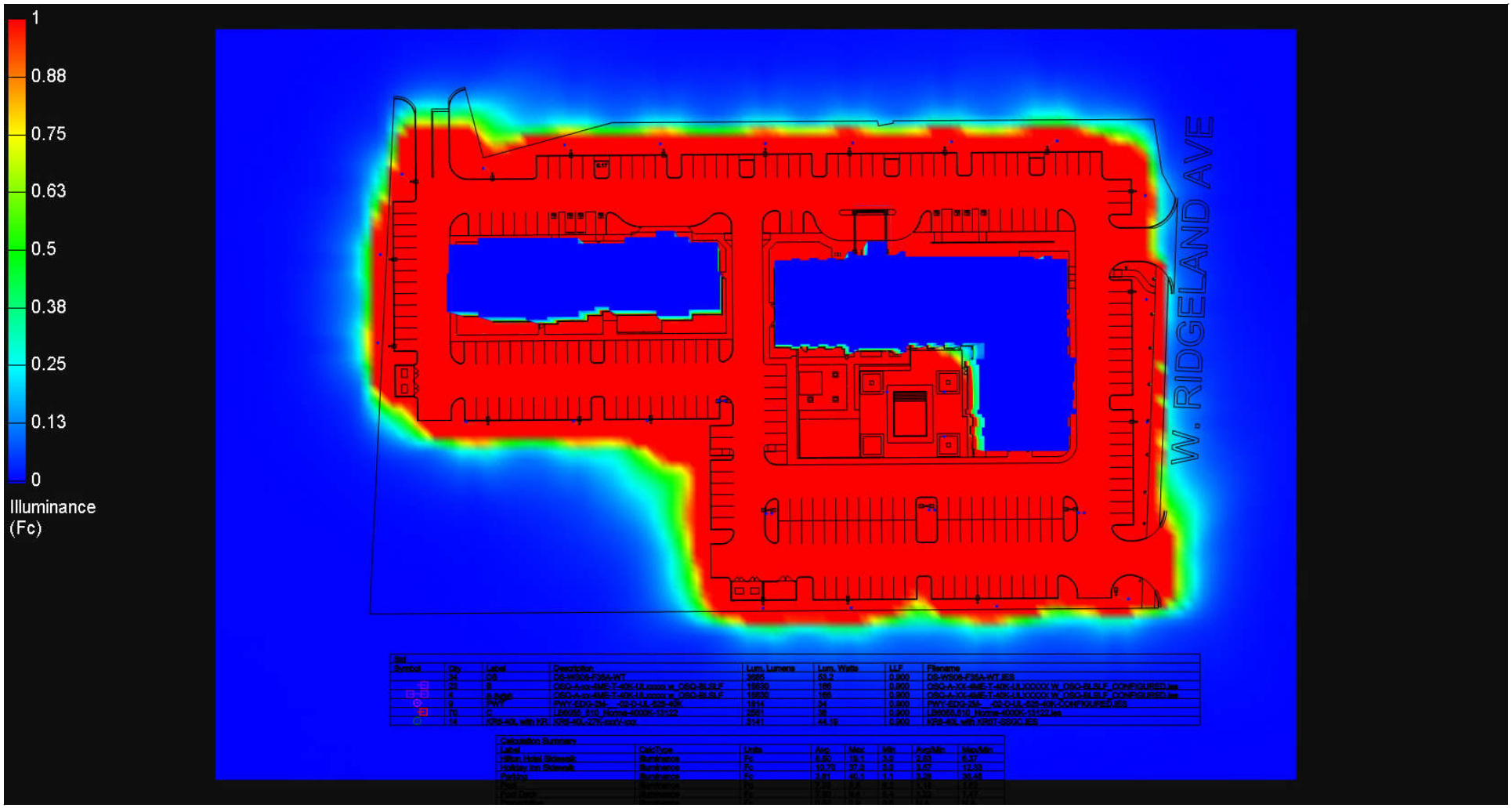

Ripple Associates, 1073 Willa Springs Dr. #2021
Office (407) 388-9821 info@rippleassociates.com

DISCLAIMER: Calculations have been performed according to IESNA & CIE standards and goodpractice. Some differences between measured values and calculated results may occur due to tolerances in calculation methods, testing procedures, component performance, measurement techniques and field conditions such as voltage and temperature variations. Input data used to generate the attached calculations such as room dimensions, reflectances, furniture and architectural elements significantly affect the lightingcalculations. If the real environment conditions do not match the input data, differences will occur between measured values and calculated values.

Project name : Holiday Inn & Holiday Inn Express RidgelanD MS v8	Date:2/12/2018
Prepared for: Cody Metcalf	AGi32 Version 18.2.14
Filename: Holiday Inn & Holiday Inn Express RidgelanD MS v8.AGI	Total Time (Hrs.): 10.2
By : Maxime Moldvar / Units:	Page 8 of 10

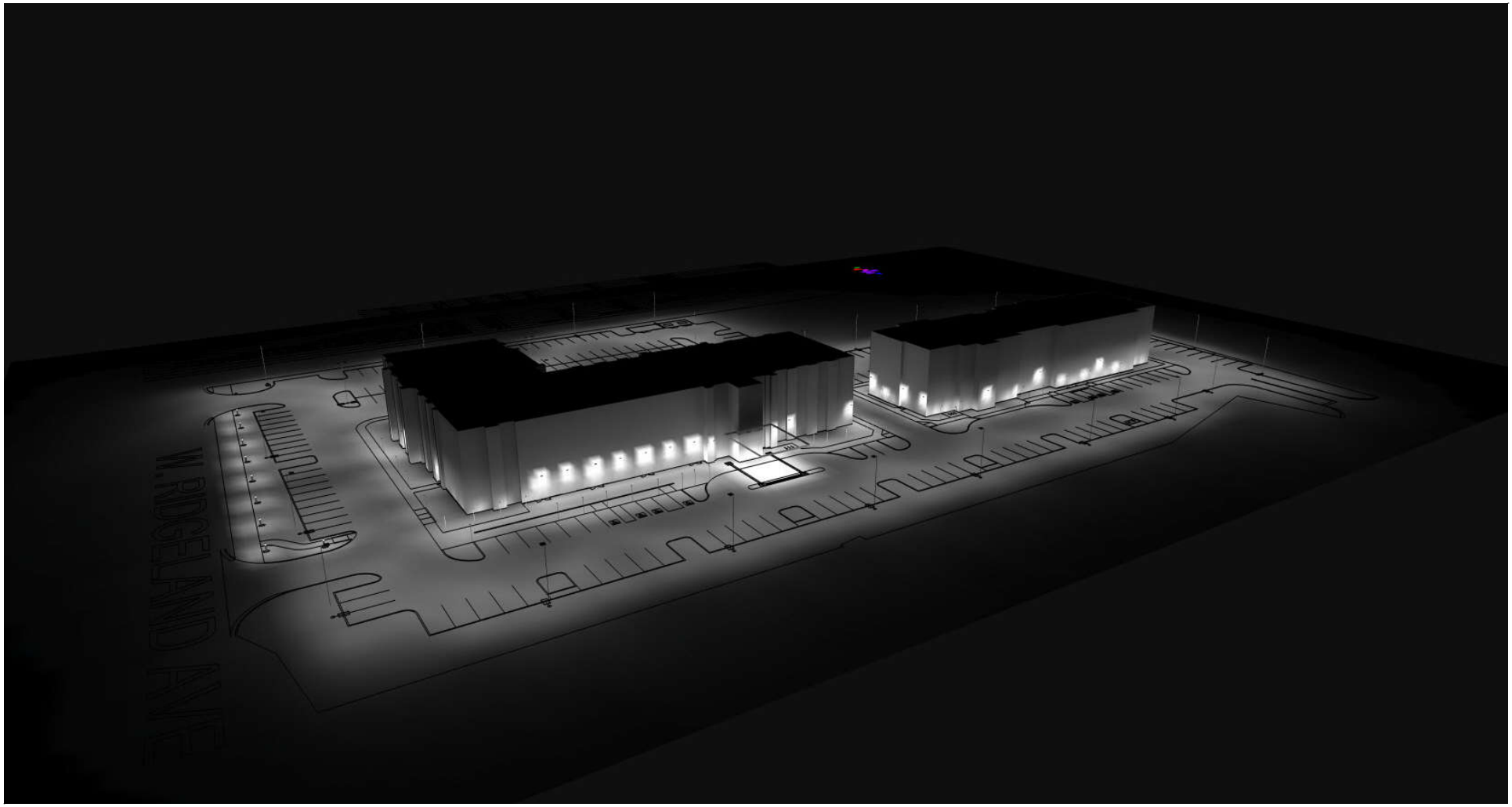

Ripple Associates, 1073 Willa Springs Dr. #2021
Office (407) 388-9821 info@rippleassociates.com

DISCLAIMER: Calculations have been performed according to IESNA & CIE standards and goodpractice. Some differences between measured values and calculated results may occur due to tolerances in calculation methods, testing procedures, component performance, measurement techniques and field conditions such as voltage and temperature variations. Input data used to generate the attached calculations such as room dimensions, reflectances, furniture and architectural elements significantly affect the lightingcalculations. If the real environment conditions do not match the input data, differences will occur between measured values and calculated values.

Project name : Holiday Inn & Holiday Inn Express RidgelanD MS v8		**Date:2/12/2018**
Prepared for: Cody Metcalf		AGi32 Version 18.2.14
Filename: Holiday Inn & Holiday Inn Express RidgelanD MS v8.AGI		Total Time (Hrs.): 10.2
By : Maxime Moldvar	**Units:**	**Page 9 of 10**

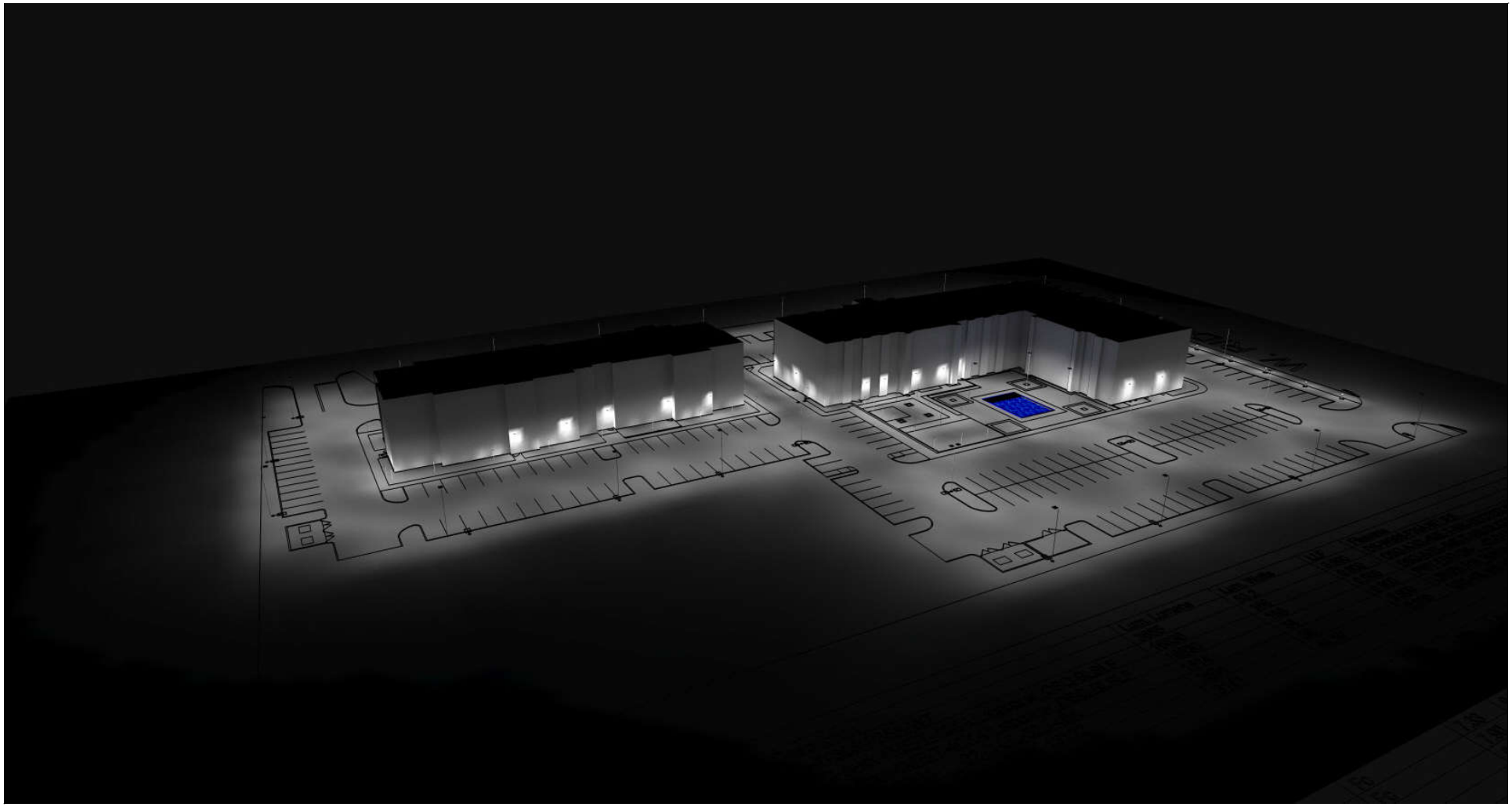

Ripple Associates, 1073 Willa Springs Dr. #2021
Office (407) 388-9821 info@rippleassociates.com

DISCLAIMER: Calculations have been performed according to IESNA & CIE standards and goodpractice. Some differences between measured values and calculated results may occur due to tolerances in calculation methods, testing procedures, component performance, measurement techniques and field conditions such as voltage and temperature variations. Input data used to generate the attached calculations such as room dimensions, reflectances, furniture and architectural elements significantly affect the lightingcalculations. If the real environment conditions do not match the input data, differences will occur between measured values and calculated values.

Project name : Holiday Inn & Holiday Inn Express RidgelanD MS v8		**Date:2/12/2018**
Prepared for: Cody Metcalf		AGi32 Version 18.2.14
Filename: Holiday Inn & Holiday Inn Express RidgelanD MS v8.AGI		Total Time (Hrs.): 10.2
By : Maxime Moldvar	**Units:**	

Date: Feb 13, 2018

Ripple Associates
158 Tuskawilla Road
Winter Springs FL 32708
Phone: (407) 365-6778
Fax: (407) 366-6208

Job Name
Holiday Inn Express - Ridgeland, MS - Site Lighting - Design
RA-FL18-11990
Ridgeland MS

Bid Date
Feb 13, 2018

Submittal Date
Feb 13, 2018

Architect:
David L. Wallace & Assoc.
542 Douglas Ave
Dunedin FL 34698

Transmittal

Ripple Associates
158 Tuskawilla Road
Winter Springs FL 32708
Phone: (407) 365-6778
From: Cody Metcalf

Project Holiday Inn Express - Ridgeland, MS - Site Lighting - Design
Quote# RA-FL18-11990
Location Ridgeland MS
To Davil L. Wallace & Associates PA
542 Douglas Ave
Dunedin FL 34698
Contact:

ATTACHED WE ARE SENDING YOU 1 COPY OF THE FOLLOWING ITEM:

- ☐ Drawings
- ☐ Prints
- ☐ Plans
- ☒ Specifications
- ☐ Information
- ☐ Submittals
- Other:

THESE ARE TRANSMITTED FOR:

- ☐ Prior Approval
- ☐ Approval
- ☐ Approval as Submitted
- ☐ Approval as Noted
- ☐ Resubmittal for Approval
- ☐ Corrections
- ☒ Your Use
- ☐ Review and Comment
- ☐ Record
- Bids due on:
- Other:

Type	MFG	Part
DS	WAC Lighting	DS-W S08-F35A-WT
B	Cree	OSQ-A-XX-4ME-T-40K-UL
PWY	Cree	PWY-EDG-2M-__-02-D-UL-525-40K
C	Intrigue Lighting	LB6055.510_NORMA-4000K-13122
KR6	Cree	KR6-40L-30K-120V-10V + KR6T-SSGC-FF

Submitted by Ripple Associates	Job Name:	Catalog Number:	Type:
Ripple Associates	Holiday Inn Express - Ridgeland, MS - Site Lighting - Design Architect: David L. Wallace & Assoc. (Dunedin)	DS-W S08-F35A-WT Notes:	DS RA-FL18-11990

TUBE ARCHITECTURAL DS-WS08

LED Wall Mounts

WAC LIGHTING
Responsible Lighting®

Fixture Type:

Catalog Number:

Project:

Location:

PRODUCT DESCRIPTION

The latest energy efficient LED technology in an appealing cylindrical profile delivers accent and wall wash lighting. Comes in various light distribution and beam angle options.

FEATURES

- High performance exterior rated LED wall mount light
- Fixture can install upside down to alter light distribution
- Solid aluminum construction
- 5 year warranty
- Energy Star® Rated

SPECIFICATIONS

Input:	Universal voltage 120V - 277VAC, 50/60Hz
Dimming:	0-10V: 100% - 20% (120-277V)
Light Source:	High output 3 Step Mac Adam Ellipse COB Rated life of 80,000 hours at L70
Finish:	Electrostatically powder coated, white, black, bronze and graphite
Standards:	IP65 rated, ETL & cETL wet location listed

ORDERING NUMBER

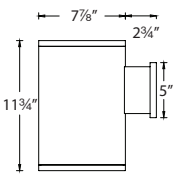

DS-WS08 *8" 54W*

Diameter	Watt	Color Temp	CRI	Lumen	CBCP	Efficacy (lm/w)	Light Distribution
	S927S	*2700K*	*90*	*2860*	*20455*	*53*	*Straight up or down 14°*
	S27S	*2700K*	*85*	*3365*	*24065*	*62*	
	S930S	*3000K*	*90*	*3230*	*21796*	*60*	
	S30S	*3000K*	*85*	*3670*	*24490*	*68*	
	S35S	*3500K*	*85*	*4015*	*28660*	*74*	
	S40S	*4000K*	*85*	*3650*	*15121*	*68*	
	N927S	*2700K*	*90*	*2890*	*6851*	*54*	*Straight up or down 28°*
	N27S	*2700K*	*85*	*3400*	*8060*	*63*	
	N930S	*3000K*	*90*	*3318*	*7907*	*61*	
	N30S	*3000K*	*85*	*3770*	*8885*	*70*	
	N35S	*3500K*	*85*	*4005*	*9390*	*74*	
	N40S	*4000K*	*85*	*3675*	*12052*	*68*	
	F927S	*2700K*	*90*	*2886*	*4633*	*53*	*Straight up or down 40°*
	F27S	*2700K*	*85*	*3395*	*5450*	*63*	
	F930S	*3000K*	*90*	*3322*	*5407*	*62*	
	F30S	*3000K*	*85*	*3775*	*6075*	*70*	
	F35S	*3500K*	*85*	*4005*	*6490*	*74*	
	F40S	*4000K*	*85*	*3725*	*5443*	*69*	
	F927A	*2700K*	*90*	*2755*	*n/a*	*51*	*Away from the wall*
	F27A	*2700K*	*85*	*3305*		*61*	
	F930A	*3000K*	*90*	*2925*		*54*	
	F30A	*3000K*	*85*	*3510*		*65*	
	F35A	*3500K*	*85*	*3685*		*68*	
	F40A	*4000K*	*85*	*3700*		*69*	
	F927B	*2700K*	*90*	*2755*	*n/a*	*51*	*Towards the wall*
	F27B	*2700K*	*85*	*3305*		*61*	
	F930B	*3000K*	*90*	*2925*		*54*	
	F30B	*3000K*	*85*	*3510*		*65*	
	F35B	*3500K*	*85*	*3685*		*68*	
	F40B	*4000K*	*85*	*3700*		*69*	

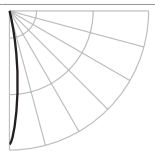

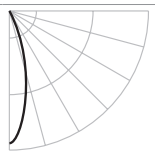

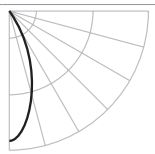

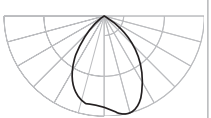

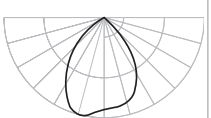

Finish	
BK	*Black*
WT	*White*
BZ	*Bronze*
GH	*Graphite*

DS-WS08-_____-___

Example: **DS-WS08-F930A-WT**

waclighting.com
Phone (800) 526.2588
Fax (800) 526.2585

Headquarters/Eastern Distribution Center
44 Harbor Park Drive
Port Washington, NY 11050

Central Distribution Center
1600 Distribution Ct
Lithia Springs, GA 30122

Western Distribution Center
1750 Archibald Avenue
Ontario, CA 91760

WAC Lighting retains the right to modify the design of our products at any time as part of the company's continuous improvement program. OCT 2016

Index Page

Submitted by Ripple Associates			
Ripple Associates	Job Name: Holiday Inn Express - Ridgeland, MS - Site Lighting - Design Architect: David L. Wallace & Assoc. (Dunedin)	Catalog Number: OSQ-A-XX-4ME-T-40K-UL Notes:	Type: B RA-FL18-11990

OSQ Series

OSQ™ LED Area/Flood Luminaire – Large

Product Description

The OSQ™ Area/Flood luminaire blends extreme optical control, advanced thermal management and modern, clean aesthetics. Built to last, the housing is rugged cast aluminum with an integral, weathertight LED driver compartment. Versatile mounting configurations offer simple installation. Its slim, low-profile design minimizes wind load requirements and blends seamlessly into the site providing even, quality illumination. The 'T' input power designator is a suitable upgrade for HID applications up to 750 Watts, and the 'U' input power designator is a suitable upgrade for HID applications up to1000 Watts.

Applications: Parking lots, walkways, campuses, auto dealerships, office complexes, and internal roadways

Performance Summary

NanoOptic® Precision Delivery Grid™ optic

Assembled in the U.S.A. of U.S. and imported parts

Initial Delivered Lumens: Up to 27,103

Efficacy: Up to 139 LPW

CRI: Minimum 70 CRI

CCT: 3000K (+/- 300K), 4000K (+/- 300K), 5700K (+/- 500K)

Limited Warranty†: 10 years on luminaire/10 years on Colorfast DeltaGuard® finish

† See http://lighting.cree.com/warranty for warranty terms

Accessories

Field-Installed	
Backlight Shield OSQ-BLSLF – Front facing optics OSQ-BLSLR – Rotated optics	**Hand-Held Remote** XA-SENSREM - For successful implementation of the programmable multi-level option, a minimum of one hand-held remote is required

Ordering Information

Fully assembled luminaire is composed of two components that must be ordered separately:
Example: **Mount:** OSQ-AASV + **Luminaire:** OSQ-A-NM-2ME-T-40K-UL-SV

Mount (Luminaire must be ordered separately)*			
OSQ-			
OSQ-AA Adjustable Arm **OSQ-DA** Direct Arm	**Color Options:**	**SV** Silver **BK** Black	**BZ** Bronze **WH** White

* Reference EPA and pole configuration suitability data beginning on page 7

DA Mount

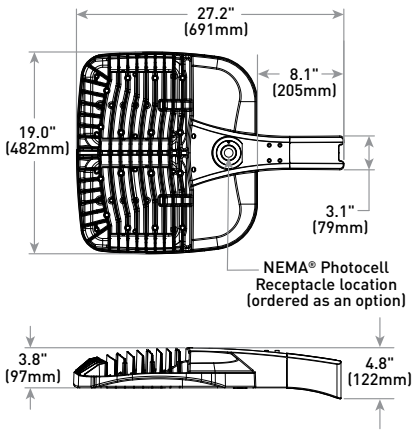

Weight
28.5 lbs. (13kg)

Luminaire (Mount must be ordered separately)								
OSQ	A	NM						
Product	**Version**	**Mounting**	**Optic**	**Input Power Designator**	**CCT**	**Voltage**	**Color Options**	**Options**
OSQ	**A**	**NM** No Mount	**Asymmetric** **2ME*** Type II Medium **3ME*** Type III Medium **4ME*** Type IV Medium **Symmetric** **5ME** Type V Medium **5SH** Type V Short **WSN** Wide Sign **15D** 15° Flood **25D** 25° Flood **40D** 40° Flood **60D** 60° Flood	**T** 166W **U** 215W	**30K** 3000K **40K** 4000K **57K** 5700K	**UL** Universal 120-277V **UH** Universal 347-480V	**BK** Black **BZ** Bronze **SV** Silver **WH** White	**DIM 0-10V Dimming** - Control by others - Refer to Dimming spec sheet for details - Can't exceed wattage of specified input power designator **F Fuse** - When code dictates fusing, use time delay fuse - Available for U.S. applications only **ML Multi-Level** - Refer to ML spec sheet for details - Available with UL voltage only - Intended for downlight applications at 0° tilt **PML Programmable Multi-Level, up to 40' Mounting Height** - Refer to PML spec sheet for details - Intended for downlight applications at 0° tilt **PML2 Programmable Multi-Level, 10-30' Mounting Height** - Refer to PML spec sheet for details - Intended for downlight applications at 0° tilt **Q9/Q8/Q7/Q6/Q5/Q4/Q3/Q2/Q1 Field Adjustable Output** - Must select Q9, Q6, Q5, Q4, Q3, Q2, or Q1 for T input power designator - Must select Q9, Q8, Q7, Q6, Q5, Q4, Q3, Q2, or Q1 for U input power designator - Offers full range adjustability - Refer to pages 9-10 for power and lumen values **R NEMA® Photocell Receptacle** - Intended for downlight applications with maximum 45° tilt - 3-pin receptacle per ANSI C136.10 - Photocell and shorting cap by others **RL Rotate Left** - LED and optic are rotated to the left **RR Rotate Right** - LED and optic are rotated to the right

* Available with Backlight Shield when ordered with field-installed accessory (see table above)

Rev. Date: V14 01/29/2018

US: lighting.cree.com T (800) 236-6800 F (262) 504-5415

Canada: www.cree.com/canada T (800) 473-1234 F (800) 890-7507

Index Page

Submitted by Ripple Associates			
Ripple Associates	Job Name: Holiday Inn Express - Ridgeland, MS - Site Lighting - Design Architect: David L. Wallace & Assoc. (Dunedin)	Catalog Number: OSQ-A-XX-4ME-T-40K-UL Notes:	Type: B RA-FL18-11990

OSQ™ LED Area/Flood Luminaire – Large

Product Specifications

CONSTRUCTION & MATERIALS

- Slim, low profile design minimizes wind load requirements
- Luminaire housing is rugged die cast aluminum with an integral, weathertight LED driver compartment and high performance heat sink
- Convenient interlocking mounting method on direct arm mount. Mounting adaptor is rugged die cast aluminum and mounts to 3-6" (76-152mm) square or round pole, secured by two 5/16-18 UNC bolts spaced on 2" (51mm) centers
- Mounting for the adjustable arm mount adaptor is rugged die cast aluminum and mounts to 2" (51mm) IP, 2.375" (60mm) O.D. tenon
- Adjustable arm mount can be adjusted 180° in 2.5° increments
- Designed for uplight and downlight applications
- Exclusive Colorfast DeltaGuard® finish features an E-Coat epoxy primer with an ultra-durable powder topcoat, providing excellent resistance to corrosion, ultraviolet degradation and abrasion. Silver, bronze, black, and white are available
- **Weight:** 28.5 lbs. (13kg)

ELECTRICAL SYSTEM

- **Input Voltage:** 120-277V or 347-480V, 50/60Hz, Class 1 drivers
- **Power Factor:** > 0.9 at full load
- **Total Harmonic Distortion:** < 20% at full load
- Integral 10kV surge suppression protection standard
- When code dictates fusing, a slow blow fuse or type C/D breaker should be used to address inrush current
- **10V Source Current:** 0.15mA

REGULATORY & VOLUNTARY QUALIFICATIONS

- cULus Listed
- Suitable for wet locations
- Enclosure rated IP66 per IEC 60529 when ordered without R option
- Consult factory for CE Certified products
- Certified to ANSI C136.31-2001, 3G bridge and overpass vibration standards
- 10kV surge suppression protection tested in accordance with IEEE/ANSI C62.41.2
- Meets FCC Part 15, Subpart B, Class A standards for conducted and radiated emissions
- Luminaire and finish endurance tested to withstand 5,000 hours of elevated ambient salt fog conditions as defined in ASTM Standard B 117
- Meets Buy American requirements within ARRA
- DLC and DLC Premium qualified versions available. Some exceptions apply. Please refer to https://www.designlights.org/search/ for most current information
- RoHS compliant. Consult factory for additional details
- Dark Sky Friendly, IDA Approved when ordered with 30K CCT. Please refer to http://darksky.org/fsa/fsa-products/ for most current information

Electrical Data*

Input Power Designator	System Watts 120-480V	Total Current (A)					
		120V	208V	240V	277V	347V	480V
T	166	1.41	0.83	0.72	0.62	0.49	0.35
U	215	1.83	1.08	0.93	0.81	0.62	0.45

* Electrical data at 25°C (77°F). Actual wattage may differ by +/- 10% when operating between 120-480V +/-10%

OSQ Series Ambient Adjusted Lumen Maintenance[1]

Ambient	Optic	Initial LMF	25K hr Projected[2] LMF	50K hr Projected[2] LMF	75K hr Projected[2]/ Calculated[3] LMF	100K hr Projected[2]/ Calculated[3] LMF
5°C (41°F)	Asymmetric	1.04	1.00	0.95	0.91[3]	0.87[3]
	Symmetric	1.05	1.04	1.03	1.03[2]	1.02[2]
10°C (50°F)	Asymmetric	1.03	0.99	0.94	0.90[3]	0.86[3]
	Symmetric	1.04	1.03	1.02	1.01[2]	1.00[2]
15°C (59°F)	Asymmetric	1.02	0.98	0.93	0.89[3]	0.86[3]
	Symmetric	1.02	1.02	1.01	1.00[2]	0.99[2]
20°C (68°F)	Asymmetric	1.01	0.97	0.93	0.89[3]	0.85[3]
	Symmetric	1.01	1.01	1.00	0.99[2]	0.98[2]
25°C (77°F)	Asymmetric	1.00	0.96	0.92	0.88[3]	0.84[3]
	Symmetric	1.00	0.99	0.98	0.98[2]	0.97[2]

[1] Lumen maintenance values at 25°C (77°F) are calculated per TM-21 based on LM-80 data and in-situ luminaire testing. Luminaire ambient temperature factors (LATF) have been applied to all lumen maintenance factors
[2] In accordance with IESNA TM-21-11, Projected Values represent interpolated value based on time durations that are within six times (6X) the IESNA LM-80-08 total test duration (in hours) for the device under testing (DUT) i.e. the packaged LED chip)
[3] In accordance with IESNA TM-21-11, Calculated Values represent time durations that exceed six times (6X) the IESNA LM-80-08 total test duration (in hours) for the device under testing (DUT) i.e. the packaged LED chip)

AA Mount

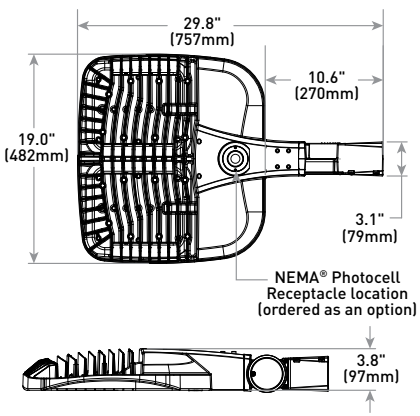

Weight
28.5 lbs. (13kg)

US: lighting.cree.com T (800) 236-6800 F (262) 504-5415

Canada: www.cree.com/canada T (800) 473-1234 F (800) 890-7507

Index Page

Submitted by Ripple Associates	Job Name:	Catalog Number:	Type:
Ripple Associates	Holiday Inn Express - Ridgeland, MS - Site Lighting - Design Architect: David L. Wallace & Assoc. (Dunedin)	OSQ-A-XX-4ME-T-40K-UL Notes:	B RA-FL18-11990

OSQ™ LED Area/Flood Luminaire – Large

Photometry

All published luminaire photometric testing performed to IESNA LM-79-08 standards by a NVLAP accredited laboratory. To obtain an IES file specific to your project consult: http://lighting.cree.com/products/outdoor/area/osq-series

2ME

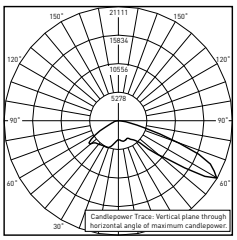

CESTL Test Report #: PL07701-001A
OSQ-A-**-2ME-U-40K-UL
Initial Delivered Lumens: 26,946

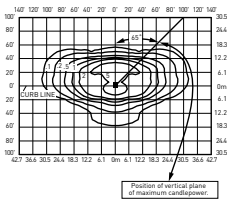

OSQ-A-**-2ME-U-40K-UL
Mounting Height: 25' (7.6m) A.F.G.
Initial Delivered Lumens: 26,583
Initial FC at grade

Type II Medium Distribution						
Input Power Designator	3000K		4000K		5700K	
	Initial Delivered Lumens*	BUG Ratings** Per TM-15-11	Initial Delivered Lumens*	BUG Ratings** Per TM-15-11	Initial Delivered Lumens*	BUG Ratings** Per TM-15-11
T	20,688	B3 U0 G3	21,902	B3 U0 G3	22,330	B3 U0 G3
U	25,246	B3 U0 G3	26,583	B3 U0 G3	27,103	B3 U0 G3

* Initial delivered lumens at 25°C (77°F). Actual production yield may vary between -10 and +10% of initial delivered lumens
** For more information on the IES BUG (Backlight-Uplight-Glare) Rating visit: https://www.ies.org/wp-content/uploads/2017/03/TM-15-11BUGRatingsAddendum.pdf. Valid with no tilt

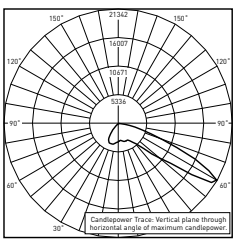

CESTL Test Report #: PL07700-001A
OSQ-A-**-2ME-U-57K-UL w/OSQ-BLSLF
Initial Delivered Lumens: 22,822

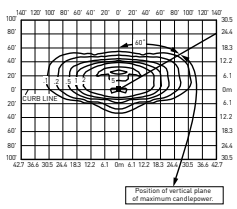

OSQ-A-**-2ME-U-40K-UL w/OSQ-BLSLF
Mounting Height: 25' (7.6m) A.F.G.
Initial Delivered Lumens: 20,427
Initial FC at grade

Type II Medium w/BLS Distribution						
Input Power Designator	3000K		4000K		5700K	
	Initial Delivered Lumens*	BUG Ratings** Per TM-15-11	Initial Delivered Lumens*	BUG Ratings** Per TM-15-11	Initial Delivered Lumens*	BUG Ratings** Per TM-15-11
T	15,897	B2 U0 G2	16,830	B3 U0 G2	17,159	B3 U0 G2
U	19,400	B3 U0 G2	20,427	B3 U0 G2	20,826	B3 U0 G2

* Initial delivered lumens at 25°C (77°F). Actual production yield may vary between -10 and +10% of initial delivered lumens
** For more information on the IES BUG (Backlight-Uplight-Glare) Rating visit: https://www.ies.org/wp-content/uploads/2017/03/TM-15-11BUGRatingsAddendum.pdf. Valid with no tilt

3ME

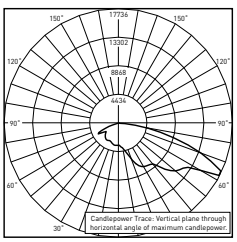

CESTL Test Report #: PL07698-001A
OSQ-A-**-3ME-U-40K-UL
Initial Delivered Lumens: 27,305

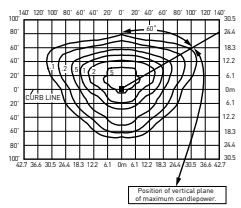

OSQ-A-**-3ME-U-40K-UL
Mounting Height: 25' (7.6m) A.F.G.
Initial Delivered Lumens: 26,583
Initial FC at grade

Type III Medium Distribution						
Input Power Designator	3000K		4000K		5700K	
	Initial Delivered Lumens*	BUG Ratings** Per TM-15-11	Initial Delivered Lumens*	BUG Ratings** Per TM-15-11	Initial Delivered Lumens*	BUG Ratings** Per TM-15-11
T	20,688	B3 U0 G3	21,902	B3 U0 G3	22,330	B3 U0 G3
U	25,246	B3 U0 G3	26,583	B3 U0 G3	27,103	B3 U0 G3

* Initial delivered lumens at 25°C (77°F). Actual production yield may vary between -10 and +10% of initial delivered lumens
** For more information on the IES BUG (Backlight-Uplight-Glare) Rating visit: https://www.ies.org/wp-content/uploads/2017/03/TM-15-11BUGRatingsAddendum.pdf. Valid with no tilt

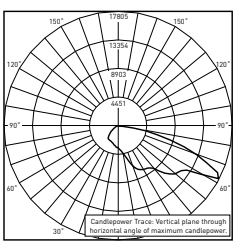

CESTL Test Report #: PL07699-001A
OSQ-A-**-3ME-U-57K-UL w/OSQ-BLSLF
Initial Delivered Lumens: 23,601

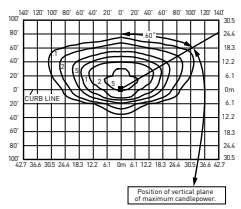

OSQ-A-**-3ME-U-40K-UL w/OSQ-BLSLF
Mounting Height: 25' (7.6m) A.F.G.
Initial Delivered Lumens: 20,986
Initial FC at grade

Type III Medium w/BLS Distribution						
Input Power Designator	3000K		4000K		5700K	
	Initial Delivered Lumens*	BUG Ratings** Per TM-15-11	Initial Delivered Lumens*	BUG Ratings** Per TM-15-11	Initial Delivered Lumens*	BUG Ratings** Per TM-15-11
T	16,333	B2 U0 G2	17,291	B2 U0 G2	17,629	B2 U0 G3
U	19,931	B2 U0 G3	20,986	B2 U0 G3	21,397	B2 U0 G3

* Initial delivered lumens at 25°C (77°F). Actual production yield may vary between -10 and +10% of initial delivered lumens
** For more information on the IES BUG (Backlight-Uplight-Glare) Rating visit: https://www.ies.org/wp-content/uploads/2017/03/TM-15-11BUGRatingsAddendum.pdf. Valid with no tilt

Submitted by Ripple Associates			
Ripple Associates	Job Name: Holiday Inn Express - Ridgeland, MS - Site Lighting - Design Architect: David L. Wallace & Assoc. (Dunedin)	Catalog Number: OSQ-A-XX-4ME-T-40K-UL Notes:	Type: B RA-FL18-11990

OSQ™ LED Area/Flood Luminaire – Large

Photometry

All published luminaire photometric testing performed to IESNA LM-79-08 standards by a NVLAP accredited laboratory. To obtain an IES file specific to your project consult: http://lighting.cree.com/products/outdoor/area/osq-series

4ME

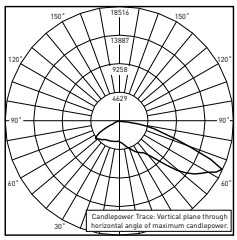

CESTL Test Report #: PL07690-001A
OSQ-A-**-4ME-U-40K-UL
Initial Delivered Lumens: 27,527

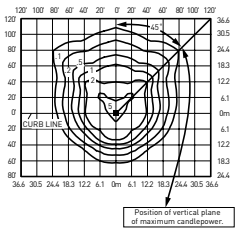

OSQ-A-**-4ME-U-40K-UL
Mounting Height: 25' (7.6m) A.F.G.
Initial Delivered Lumens: 26,583
Initial FC at grade

Type IV Medium Distribution						
Input Power Designator	3000K		4000K		5700K	
	Initial Delivered Lumens*	BUG Ratings** Per TM-15-11	Initial Delivered Lumens*	BUG Ratings** Per TM-15-11	Initial Delivered Lumens*	BUG Ratings** Per TM-15-11
T	20,688	B3 U0 G3	21,902	B3 U0 G3	22,330	B3 U0 G3
U	25,246	B4 U0 G3	26,583	B4 U0 G3	27,103	B4 U0 G3

* Initial delivered lumens at 25°C (77°F). Actual production yield may vary between -10 and +10% of initial delivered lumens
** For more information on the IES BUG (Backlight-Uplight-Glare) Rating visit: https://www.ies.org/wp-content/uploads/2017/03/TM-15-11BUGRatingsAddendum.pdf. Valid with no tilt

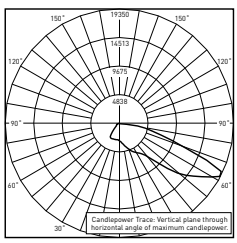

CESTL Test Report #: PL07692-001A
OSQ-A-**-4ME-U-57K-UL w/OSQ-BLSLF
Initial Delivered Lumens: 22,793

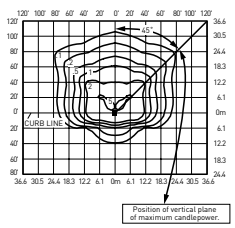

OSQ-A-**-4ME-U-40K-UL w/OSQ-BLSLF
Mounting Height: 25' (7.6m) A.F.G.
Initial Delivered Lumens: 20,427
Initial FC at grade

Type IV Medium w/BLS Distribution						
Input Power Designator	3000K		4000K		5700K	
	Initial Delivered Lumens*	BUG Ratings** Per TM-15-11	Initial Delivered Lumens*	BUG Ratings** Per TM-15-11	Initial Delivered Lumens*	BUG Ratings** Per TM-15-11
T	15,897	B2 U0 G3	16,830	B2 U0 G3	17,159	B2 U0 G3
U	19,400	B3 U0 G3	20,427	B3 U0 G3	20,826	B3 U0 G3

* Initial delivered lumens at 25°C (77°F). Actual production yield may vary between -10 and +10% of initial delivered lumens
** For more information on the IES BUG (Backlight-Uplight-Glare) Rating visit: https://www.ies.org/wp-content/uploads/2017/03/TM-15-11BUGRatingsAddendum.pdf. Valid with no tilt

5ME

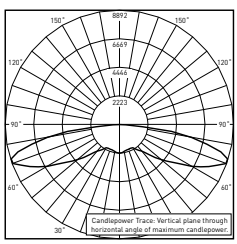

CESTL Test Report #: PL07882-001A
OSQ-A-**-5ME-U-30K-UL
Initial Delivered Lumens: 21,410

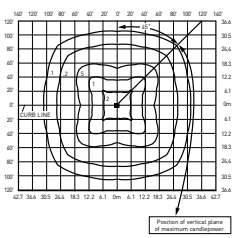

OSQ-A-**-5ME-U-40K-UL
Mounting Height: 25' (7.6m) A.F.G.
Initial Delivered Lumens: 24,666
Initial FC at grade

Type V Medium Distribution						
Input Power Designator	3000K		4000K		5700K	
	Initial Delivered Lumens*	BUG Ratings** Per TM-15-11	Initial Delivered Lumens*	BUG Ratings** Per TM-15-11	Initial Delivered Lumens*	BUG Ratings** Pe TM-15-11
T	20,213	B5 U0 G5	21,469	B5 U0 G5	21,842	B5 U0 G5
U	23,222	B5 U0 G5	24,666	B5 U0 G5	25,095	B5 U0 G5

* Initial delivered lumens at 25°C (77°F). Actual production yield may vary between -10 and +10% of initial delivered lumens
** For more information on the IES BUG (Backlight-Uplight-Glare) Rating visit: https://www.ies.org/wp-content/uploads/2017/03/TM-15-11BUGRatingsAddendum.pdf. Valid with no tilt

5SH

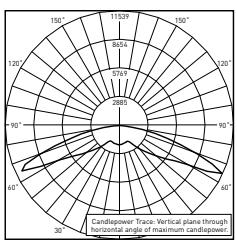

CESTL Test Report #: PL10754-001A
OSQ-A-**-5SH-U-40K-UL
Initial Delivered Lumens: 25,679

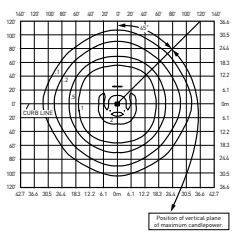

OSQ-A-**-5SH-U-40K-UL
Mounting Height: 25' (7.6m) A.F.G.
Initial Delivered Lumens: 26,051
Initial FC at grade

Type V Short Distribution						
Input Power Designator	3000K		4000K		5700K	
	Initial Delivered Lumens*	BUG Ratings** Per TM-15-11	Initial Delivered Lumens*	BUG Ratings** Per TM-15-11	Initial Delivered Lumens*	BUG Ratings** Per TM-15-11
T	21,349	B5 U0 G3	22,675	B5 U0 G3	23,069	B5 U0 G3
U	24,527	B5 U0 G3	26,051	B5 U0 G3	26,504	B5 U0 G4

* Initial delivered lumens at 25°C (77°F). Actual production yield may vary between -10 and +10% of initial delivered lumens
** For more information on the IES BUG (Backlight-Uplight-Glare) Rating visit: https://www.ies.org/wp-content/uploads/2017/03/TM-15-11BUGRatingsAddendum.pdf. Valid with no tilt

Submitted by Ripple Associates	Job Name:	Catalog Number:	Type:
Ripple Associates	Holiday Inn Express - Ridgeland, MS - Site Lighting - Design Architect: David L. Wallace & Assoc. (Dunedin)	OSQ-A-XX-4ME-T-40K-UL Notes:	B RA-FL18-11990

OSQ™ LED Area/Flood Luminaire – Large

Photometry

All published luminaire photometric testing performed to IESNA LM-79-08 standards by a NVLAP accredited laboratory. To obtain an IES file specific to your project consult: http://lighting.cree.com/products/outdoor/area/osq-series

15D

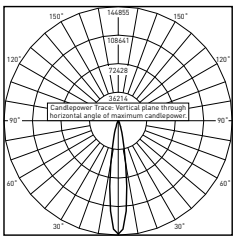

CESTL Test Report #: PL07689-001A
OSQ-A-**-15D-U-30K-UL
Initial Delivered Lumens: 23,254

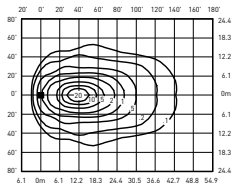

OSQ-A-**-15D-U-40K-UL
Mounting Height: 25' (7.6m) A.F.G., 60° Tilt
Initial Delivered Lumens: 26,051
Initial FC at grade

15° Flood Distribution			
Input Power Designator	3000K	4000K	5700K
	Initial Delivered Lumens*	Initial Delivered Lumens*	Initial Delivered Lumens*
T	21,349	22,675	23,069
U	24,527	26,051	26,504

* Initial delivered lumens at 25°C (77°F). Actual production yield may vary between -10 and +10% of initial delivered lumens

25D

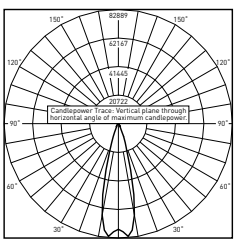

CESTL Test Report #: PL07687-001A
OSQ-A-**-25D-U-30K-UL
Initial Delivered Lumens: 23,265

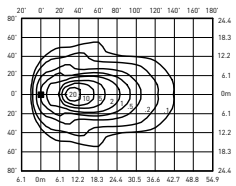

OSQ-A-**-25D-U-40K-UL
Mounting Height: 25' (7.6m) A.F.G., 60° Tilt
Initial Delivered Lumens: 26,051
Initial FC at grade

25° Flood Distribution			
Input Power Designator	3000K	4000K	5700K
	Initial Delivered Lumens*	Initial Delivered Lumens*	Initial Delivered Lumens*
T	21,349	22,675	23,069
U	24,527	26,051	26,504

* Initial delivered lumens at 25°C (77°F). Actual production yield may vary between -10 and +10% of initial delivered lumens

40D

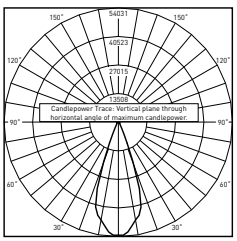

CESTL Test Report #: PL07697-001A
OSQ-A-**-40D-U-30K-UL
Initial Delivered Lumens: 22,943

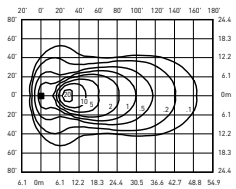

OSQ-A-**-40D-U-40K-UL
Mounting Height: 25' (7.6m) A.F.G., 60° Tilt
Initial Delivered Lumens: 26,051
Initial FC at grade

40° Flood Distribution			
Input Power Designator	3000K	4000K	5700K
	Initial Delivered Lumens*	Initial Delivered Lumens*	Initial Delivered Lumens*
T	21,349	22,675	23,069
U	24,527	26,051	26,504

* Initial delivered lumens at 25°C (77°F). Actual production yield may vary between -10 and +10% of initial delivered lumens

Submitted by Ripple Associates			
Ripple Associates	Job Name: Holiday Inn Express - Ridgeland, MS - Site Lighting - Design Architect: David L. Wallace & Assoc. (Dunedin)	Catalog Number: OSQ-A-XX-4ME-T-40K-UL Notes:	Type: B RA-FL18-11990

OSQ™ LED Area/Flood Luminaire – Large

Photometry

All published luminaire photometric testing performed to IESNA LM-79-08 standards by a NVLAP accredited laboratory. To obtain an IES file specific to your project consult: http://lighting.cree.com/products/outdoor/area/osq-series

60D

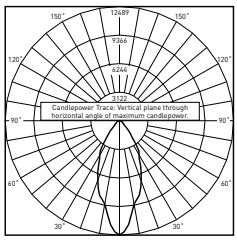

CESTL Test Report #: PL08100-001B
OSQ-A-**-60D-B-30K-UL
Initial Delivered Lumens: 10,079

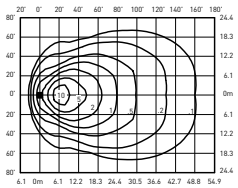

OSQ-A-**-60D-U-40K-UL
Mounting Height: 25' (7.6m) A.F.G., 60° Tilt
Initial Delivered Lumens: 26,051
Initial FC at grade

60° Flood Distribution			
Input Power Designator	3000K	4000K	5700K
	Initial Delivered Lumens*	Initial Delivered Lumens*	Initial Delivered Lumens*
T	21,349	22,675	23,069
U	24,527	26,051	26,504

* Initial delivered lumens at 25°C (77°F). Actual production yield may vary between -10 and +10% of initial delivered lumens

WSN

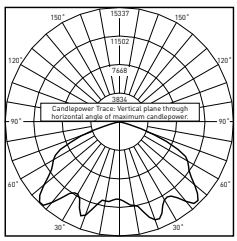

CESTL Test Report #: PL07695-001A
OSQ-A-**-WSN-U-30K-UL
Initial Delivered Lumens: 23,116

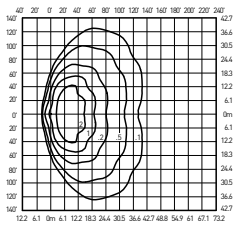

OSQ-A-**-WSN-U-40K-UL
Mounting Height: 25' (7.6m) A.F.G., 60° tilt
Initial Delivered Lumens: 26,051
Initial FC at grade

Wide Sign Distribution			
Input Power Designator	3000K	4000K	5700K
	Initial Delivered Lumens*	Initial Delivered Lumens*	Initial Delivered Lumens*
T	21,349	22,675	23,069
U	24,527	26,051	26,504

* Initial delivered lumens at 25°C (77°F). Actual production yield may vary between -10 and +10% of initial delivered lumens

Submitted by Ripple Associates			
Ripple Associates	Job Name: Holiday Inn Express - Ridgeland, MS - Site Lighting - Design Architect: David L. Wallace & Assoc. (Dunedin)	Catalog Number: OSQ-A-XX-4ME-T-40K-UL Notes:	Type: B RA-FL18-11990

OSQ™ LED Area/Flood Luminaire – Large

Luminaire EPA

Fixed Arm Mount – OSQ-DA Weight: 28.5 lbs. (13kg)					
Single	2 @ 180°	2 @ 90°	3 @ 90°	3 @ 120°	4 @ 90°
0.80	1.61	1.26	2.06	1.68	2.52

Adjustable Arm Mount – OSQ-AA Weight: 28.5 lbs. (13kg)							
Single	2 @ 180°	2 @ 90°	3 @ 90°	3 @ 120°	3 @ 180°	4 @ 180°	4 @ 90°
Tenon Configuration (0°-80° Tilt); If used with Cree tenons, please add tenon EPA with Luminaire EPA							
 PB-1A*; PT-1; PW-1A3**	 PB-2A*; PB-2R2.375; PD-2A4(180); PT-2(180); PW-2A3**	 PB-2A*; PD-2A4(90); PT-2(90)	 PB-3A*; PD-3A4(90); PT-3(90)	 PB-3A*; PT-3(120)	 PB-3A*; PB-3R2.375	 PB-4A*(180)	 PB-4A*(90); PB-4R2.375; PD-4A4(90); PT-4(90)
0° Tilt							
0.80	1.61	1.26	2.06	1.68	3.33	4.66	2.52
10° Tilt							
0.81	1.61	1.62	2.42	2.32	4.40	6.08	3.24
20° Tilt							
1.24	1.61	2.04	2.84	3.13	5.68	7.80	4.08
30° Tilt							
1.64	1.64	2.44	3.24	3.97	6.88	9.40	4.88
45° Tilt							
2.20	2.20	3.00	3.80	5.07	8.55	11.64	6.00
60° Tilt							
2.63	2.63	3.43	4.23	5.73	9.84	13.36	6.86
70° Tilt							
2.82	2.82	3.62	4.42	5.73	10.41	14.12	7.24
80° Tilt							
2.93	2.93	3.73	4.53	5.73	10.74	14.56	7.46
Tenon Configuration (90° Tilt); If used with Cree tenons, please add tenon EPA with Luminaire EPA							
PB-1A*; PT-1; PW-1A3**	PB-2A*; PB-2R2.375; PD-2A4(180); PT-2(180); PW-2A3**	PB-2A*	PB-3A*	PB-3A*; PT-3(120)	PB-3A*; PB-3R2.375	PB-4A*(180)	PB-4A*(90); PB-4R2.375
90° Tilt							
2.95	2.95	4.84	6.52	5.73	10.81	14.64	11.19

* Specify pole size: 3 (3"), 4 (4"), 5 (5"), or 6 (6") for single, double or triple luminaire orientation or 4 (4"), 5 (5"), or 6 (6") for quad luminaire orientation
** These EPA values must be multiplied by the following ratio: Fixture Mounting Height/Total Pole Height. Specify pole size: 3 (3"), 4 (4"), 5 (5"), or 6 (6")

Submitted by Ripple Associates			
Ripple Associates	Job Name: Holiday Inn Express - Ridgeland, MS - Site Lighting - Design Architect: David L. Wallace & Assoc. (Dunedin)	Catalog Number: OSQ-A-XX-4ME-T-40K-UL Notes:	Type: B RA-FL18-11990

OSQ™ LED Area/Flood Luminaire – Large

Tenon EPA

Part Number	EPA
PB-1A*	None
PB-2A*	0.82
PB-3A*	1.52
PB-4A*(180)	2.22
PB-4A*(90)	1.11
PB-2R2.375	0.92
PB-3R2.375	1.62
PB-4R2.375	2.32
PD Series Tenons	0.09
PT Series Tenons	0.10
PW-1A3**	0.47
PW-2A3**	0.94
WM-2	0.08
WM-4	0.25
WM-DM	None

* Specify pole size: 3 (3"), 4 (4"), 5 (5"), or 6 (6") for single, double or triple luminaire orientation or 4 (4"), 5 (5"), or 6 (6") for quad luminaire orientation
** These EPA values must be multiplied by the following ratio: Fixture Mounting Height/Total Pole Height. Specify pole size: 3 (3"), 4 (4"), 5 (5"), or 6 (6")

Tenons and Brackets‡ (must specify color)

Square Internal Mount Vertical Tenons (Steel)
- Mounts to 3-6" (76-152mm) square aluminum or steel poles

PB-1A* – Single
PB-2A* – 180˚ Twin
PB-3A* – 180˚ Triple
PB-4A*(90) – 90˚ Quad
PB-4A*(180) – 180˚ Quad

Square Internal Mount Horizontal Tenons (Aluminum)
- Mounts to 4" (102mm) square aluminum or steel poles

PD-2A4(90) – 90˚ Twin
PD-2A4(180) – 180˚ Twin
PD-3A4(90) – 90˚ Triple
PD-4A4(90) – 90˚ Quad

Wall Mount Brackets
- Mounts to wall or roof

WM-2 – Horizontal for OSQ-AA mount
WM-4 – L-Shape for OSQ-AA mount
WM-DM – Plate for OSQ-DA mount

Round External Mount Vertical Tenons (Steel)
- Mounts to 2.375" (60mm) O.D. round aluminum or steel poles or tenons

PB-2R2.375 – Twin
PB-3R2.375 – Triple
PB-4R2.375 – Quad

Round External Mount Horizontal Tenons (Aluminum)
- Mounts to 2.375" (60mm) O.D. round aluminum or steel poles or tenons
- Mounts to square pole with PB-1A* tenon

PT-1 – Single (Vertical)
PT-2(90) – 90˚ Twin
PT-2(180) – 180˚ Twin
PT-3(90) – 90˚ Triple
PT-4(90) – 90˚ Quad

Mid-Pole Bracket
- Mounts to square pole

PW-1A3** – Single
PW-2A3** – Double

Ground Mount Post
- For ground mounted flood luminaires

PGM-1 - for OSQ-AA mount

‡ Refer to the Bracket and Tenons spec sheet for more details

Direct Mount Configurations

Compatibility with OSQ-DA Direct Mount Bracket					
Input Power Designator	2 @ 90˚	2 @ 180˚	3 @ 90˚	3 @ 120˚	4 @ 90˚
3" Square					
T & U	N/A	✓	N/A	N/A	N/A
3" Round					
T & U	N/A	✓	N/A	N/A	N/A
4" Square					
T & U	✓	✓	✓	N/A	✓
4" Round					
T & U	✓	✓	✓	✓	✓
5" Square					
T & U	✓	✓	✓	N/A	✓
5" Round					
T & U	✓	✓	✓	✓	✓
6" Square					
T & U	✓	✓	✓	N/A	✓
6" Round					
T & U	✓	✓	✓	✓	✓

OSQ™ LED Area/Flood Luminaire – Large

Field Adjustable Output (Q9/Q6/Q5/Q4/Q3/Q2/Q1) Option Description:

The Field Adjustable Output option enables the OSQ area luminaires to be tuned to the exact needs of a particular application through multiple levels of adjustment. When ordered with the Q option, the luminaire will be shipped from the factory at the selected Q setting and will be fully adjustable between the nine settings.

Q Option Power & Lumen Data – Designator T

Q Option Setting	CCT	System Watts	Lumen Values						Optics Qualified on DLC QPL	
		120-480V	Asymmetric	5ME	5SH & Floods	2ME w/BLS	3ME w/BLS	4ME w/BLS	Standard	Premium
Q9 (Full Power)	30K	166	20,688	20,213	21,349	15,897	16,333	15,897	5ME, 15D, 25D, 40D, 60D, WSN	2ME, 3ME, 4ME, 5SH
	40K		21,902	21,469	22,675	16,830	17,291	16,830	N/A	2ME, 3ME, 4ME, 5ME, 5SH, 15D, 25D, 40D, 60D, WSN
	57K		22,330	21,842	23,069	17,159	17,629	17,159	N/A	2ME, 3ME, 4ME, 5ME, 5SH, 15D, 25D, 40D, 60D, WSN
Q6	30K	151	18,826	18,394	19,428	14,466	14,863	14,466	5ME, 15D, 25D, 40D, 60D, WSN	2ME, 3ME, 4ME, 5SH
	40K		19,931	19,537	20,634	15,315	15,735	15,315	N/A	2ME, 3ME, 4ME, 5ME, 5SH, 15D, 25D, 40D, 60D, WSN
	57K		20,320	19,876	20,993	15,615	16,042	15,615	N/A	2ME, 3ME, 4ME, 5ME, 5SH, 15D, 25D, 40D, 60D, WSN
Q5	30K	135	16,964	16,575	17,506	13,036	13,393	13,036	5ME, 15D, 25D, 40D, 60D, WSN	2ME, 3ME, 4ME, 5SH
	40K		17,960	17,605	18,594	13,801	14,179	13,801	N/A	2ME, 3ME, 4ME, 5ME, 5SH, 15D, 25D, 40D, 60D, WSN
	57K		18,311	17,910	18,917	14,070	14,456	14,070	N/A	2ME, 3ME, 4ME, 5ME, 5SH, 15D, 25D, 40D, 60D, WSN
Q4	30K	115	15,102	14,755	15,585	11,605	11,923	11,605	5ME, 15D, 25D, 40D, 60D, WSN	2ME, 3ME, 4ME, 5SH
	40K		15,988	15,672	16,553	12,286	12,622	12,286	N/A	2ME, 3ME, 4ME, 5ME, 5SH, 15D, 25D, 40D, 60D, WSN
	57K		16,301	15,945	16,840	12,526	12,869	12,526	N/A	2ME, 3ME, 4ME, 5ME, 5SH, 15D, 25D, 40D, 60D, WSN
Q3	30K	96	13,033	12,734	13,450	10,015	10,290	10,015	5ME, 15D, 25D, 40D, 60D, WSN	2ME, 3ME, 4ME, 5SH
	40K		13,798	13,525	14,285	10,603	10,893	10,603	N/A	2ME, 3ME, 4ME, 5ME, 5SH, 15D, 25D, 40D, 60D, WSN
	57K		14,068	13,760	14,533	10,810	11,106	10,810	N/A	2ME, 3ME, 4ME, 5ME, 5SH, 15D, 25D, 40D, 60D, WSN
Q2	30K	79	10,551	10,309	10,888	8,107	8,330	8,107	5ME, 15D, 25D, 40D, 60D, WSN	2ME, 3ME, 4ME, 5SH
	40K		11,170	10,949	11,564	8,583	8,818	8,583	N/A	2ME, 3ME, 4ME, 5ME, 5SH, 15D, 25D, 40D, 60D, WSN
	57K		11,388	11,139	11,765	8,751	8,991	8,751	N/A	2ME, 3ME, 4ME, 5ME, 5SH, 15D, 25D, 40D, 60D, WSN
Q1/	30K	58	8,689	8,489	8,967	6,677	6,860	6,677	5ME, 15D, 25D, 40D, 60D, WSN	2ME, 3ME, 4ME, 5SH
	40K		9,199	9,017	9,524	7,069	7,262	7,069	N/A	2ME, 3ME, 4ME, 5ME, 5SH, 15D, 25D, 40D, 60D, WSN
	57K		9,379	9,174	9,689	7,207	7,404	7,207	N/A	2ME, 3ME, 4ME, 5ME, 5SH, 15D, 25D, 40D, 60D, WSN

Submitted by Ripple Associates		Catalog Number: OSQ-A-XX-4ME-T-40K-UL	Type:
Ripple Associates	Job Name: Holiday Inn Express - Ridgeland, MS - Site Lighting - Design Architect: David L. Wallace & Assoc. (Dunedin)	Notes:	B RA-FL18-11990

OSQ™ LED Area/Flood Luminaire – Large

Field Adjustable Output (Q9/Q8/Q7/Q6/Q5/Q4/Q3/Q2/Q1) Option Description:

The Field Adjustable Output option enables the OSQ area luminaires to be tuned to the exact needs of a particular application through multiple levels of adjustment. When ordered with the Q option, the luminaire will be shipped from the factory at the selected Q setting and will be fully adjustable between the nine settings.

Q Option Power & Lumen Data – Designator U

Q Option Setting	CCT	System Watts	Lumen Values						Optics Qualified on DLC QPL	
		120-480V	Asymmetric	5ME	5SH & Floods	2ME w/BLS	3ME w/BLS	4ME w/BLS	Standard	Premium
Q9 (Full Power)	30K	215	25,246	23,222	24,527	19,400	19,931	19,400	5ME, 5SH, 15D, 25D, 40D, 60D, WSN	2ME, 3ME, 4ME
	40K		26,583	24,666	26,051	20,427	20,986	20,427	3ME, 5ME, 5SH, 15D, 25D, 40D, 60D, WSN	2ME, 4ME
	57K		27,103	25,095	26,504	20,826	21,397	20,826	5ME, 5SH, 15D, 25D, 40D, 60D, WSN	2ME, 3ME, 4ME
Q8	30K	191	23,226	21,364	22,565	17,848	18,337	17,848	5ME, 5SH, 15D, 25D, 40D, 60D, WSN	2ME, 3ME, 4ME
	40K		24,456	22,693	23,967	18,793	19,307	18,793	3ME, 5ME, 5SH, 15D, 25D, 40D, 60D, WSN	2ME, 4ME
	57K		24,935	23,087	24,384	19,160	19,685	19,160	5ME, 5SH, 15D, 25D, 40D, 60D, WSN	2ME, 3ME, 4ME
Q7	30K	171	21,207	19,506	20,603	16,296	16,742	16,296	5ME, 5SH, 15D, 25D, 40D, 60D, WSN	2ME, 3ME, 4ME
	40K		22,330	20,719	21,883	17,159	17,628	17,159	3ME, 5ME, 5SH, 15D, 25D, 40D, 60D, WSN	2ME, 4ME
	57K		22,767	21,080	22,263	17,494	17,973	17,494	5ME, 5SH, 15D, 25D, 40D, 60D, WSN	2ME, 3ME, 4ME
Q6	30K	152	19,439	17,881	18,886	14,938	15,347	14,938	5ME, 5SH, 15D, 25D, 40D, 60D, WSN	2ME, 3ME, 4ME
	40K		20,469	18,993	20,059	15,729	16,159	15,729	3ME, 5ME, 5SH, 15D, 25D, 40D, 60D, WSN	2ME, 4ME
	57K		20,869	19,323	20,408	16,036	16,476	16,036	5ME, 5SH, 15D, 25D, 40D, 60D, WSN	2ME, 3ME, 4ME
Q5	30K	133	17,672	16,255	17,169	13,580	13,952	13,580	5ME, 5SH, 15D, 25D, 40D, 60D, WSN	2ME, 3ME, 4ME
	40K		18,608	17,266	18,236	14,299	14,690	14,299	3ME, 5ME, 5SH, 15D, 25D, 40D, 60D, WSN	2ME, 4ME
	57K		18,972	17,567	18,553	14,578	14,978	14,578	5ME, 5SH, 15D, 25D, 40D, 60D, WSN	2ME, 3ME, 4ME
Q4	30K	113	15,400	14,165	14,961	11,834	12,158	11,834	5ME, 5SH, 15D, 25D, 40D, 60D, WSN	2ME, 3ME, 4ME
	40K		16,216	15,046	15,891	12,460	12,801	12,460	3ME, 5ME, 5SH, 15D, 25D, 40D, 60D, WSN	2ME, 4ME
	57K		16,533	15,308	16,167	12,704	13,052	12,704	5ME, 5SH, 15D, 25D, 40D, 60D, WSN	2ME, 3ME, 4ME
Q3	30K	94	13,128	12,075	12,754	10,088	10,364	10,088	5ME, 5SH, 15D, 25D, 40D, 60D, WSN	2ME, 3ME, 4ME
	40K		13,823	12,826	13,547	10,622	10,913	10,622	3ME, 5ME, 5SH, 15D, 25D, 40D, 60D, WSN	2ME, 4ME
	57K		14,094	13,049	13,782	10,830	11,126	10,830	5ME, 5SH, 15D, 25D, 40D, 60D, WSN	2ME, 3ME, 4ME
Q2	30K	77	11,108	10,218	10,792	8,536	8,770	8,536	5ME, 5SH, 15D, 25D, 40D, 60D, WSN	2ME, 3ME, 4ME
	40K		11,697	10,853	11,462	8,988	9,234	8,988	3ME, 5ME, 5SH, 15D, 25D, 40D, 60D, WSN	2ME, 4ME
	57K		11,925	11,042	11,662	9,163	9,415	9,163	5ME, 5SH, 15D, 25D, 40D, 60D, WSN	2ME, 3ME, 4ME
Q1	30K	53	7,574	6,967	7,358	5,820	5,979	5,820	5ME, 5SH, 15D, 25D, 40D, 60D, WSN	2ME, 3ME, 4ME
	40K		7,975	7,400	7,815	6,128	6,296	6,128	3ME, 5ME, 5SH, 15D, 25D, 40D, 60D, WSN	2ME, 4ME
	57K		8,131	7,529	7,951	6,248	6,419	6,248	5ME, 5SH, 15D, 25D, 40D, 60D, WSN	2ME, 3ME, 4ME

© 2018 Cree, Inc. and/or one of its subsidiaries. All rights reserved. For informational purposes only. Content is subject to change. Patent www.cree.com/patents. Cree®, NanoOptic®, and Colorfast DeltaGuard® are registered trademarks, and the Cree logo, Precision Delivery Grid™ and OSQ™ are trademarks of Cree, Inc. The UL logo is a registered trademark of UL LLC. NEMA® is a registered trademark of the National Electrical Manufacturers Association. The DLC QPL logo and the DLC QPL Premium logo are registered trademarks of Northeast Energy Efficiency Partnerships Inc.

US: lighting.cree.com T (800) 236-6800 F (262) 504-5415 **Canada: www.cree.com/canada** T (800) 473-1234 F (800) 890-7507

Index Page

Submitted by Ripple Associates	Job Name:	Catalog Number:	Type:
Ripple Associates	Holiday Inn Express - Ridgeland, MS - Site Lighting - Design Architect: David L. Wallace & Assoc. (Dunedin)	PWY-EDG-2M-__-02-D-UL-525-40K Notes:	PWY RA-FL18-11990

Cree Edge™ Series

LED Pathway Luminaire

Product Description

Durable die-cast aluminum luminaire housing mounts directly to 4" (102mm) diameter pole (included) without visible mounting hardware for clean appearance. Pole mounts to rugged die cast aluminum internal flange secured by three 3/8" - 16x6" anchor bolts with 1-1/4" hook (provided). **Note:** T45 Torx 3/8" socket required for head installation. Top mounted LEDs for superior optical performance and light control.

Applications: Landscape, walk-ways and general site lighting

Performance Summary

- Patented NanoOptic® Product Technology
- Made in the U.S.A. of U.S. and imported parts
- **CRI:** Minimum 70 CRI
- **CCT:** 4000K (+/- 300K), 5700K (+/- 500K) standard
- **Limited Warranty†:** 10 years on luminaire/10 years on Colorfast DeltaGuard® finish

† See http://lighting.cree.com/warranty for warranty terms

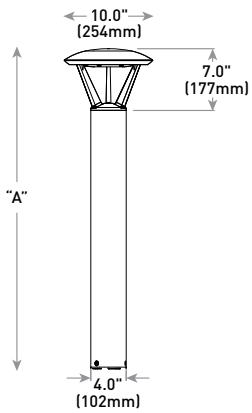

Model	Dim. "A"	Weight*
Landscape (P0)	13" (330mm)	12.7 lbs. (5.8kg)
Landscape (P1)	18" (457mm)	13.3 lbs. (6.0kg)
Pathway (P3)	36" (914mm)	17.9 lbs. (8.1kg)
Pathway (P4)	42" (1068mm)	18.6 lbs. (8.4kg)
Pedestrian (P8)	96" (2438mm)	28.4 lbs (12.9kg)

* Add 4.5 lbs. (2.0kg) for 347-480V

Accessories

Field-Installed	
Upgrade Kit - Used for replacement of existing bollards with a bolt hole circle of 5.75" (146mm)	
XA-XBP8RSV	XA-XBP8RWH
XA-XBP8RBK	XA-XBP8RBZ

Ordering Information

Example: PWY-EDG-2M-P0-02-E-UL-SV-350

PWY-EDG			02	E				
Product	**Optic**	**Mounting**	**LED Count (x9)**	**Series**	**Voltage**	**Color Options**	**Drive Current**	**Options**
PWY-EDG	**2M** Type II Medium **3M** Type III Medium **5M** Type V Medium **5S** Type V Short	**P0** 13" (330mm) landscape **P1** 18" (457mm) landscape **P3** 36" (914mm) pathway **P4** 42" (1067mm) pathway **P8** 96" (2438mm) pedestrian	**02**	**E**	**UL** Universal 120-277V **UH*** Universal 347-480V - Available with P3, P4, and P8 mounts only **12** 120V **27** 277V	**BK** Black **BZ** Bronze **SV** Silver **WH** White	**350** 350mA **525** 525mA - Available with P1, P3, P4, and P8 mounts only	**F Fuse** - When code dictates fusing, use time delay fuse - Refer to ML spec sheet for availability with ML options **HL Hi/Low (Dual Circuit Input)** - Available with UL voltage and 525mA driver current only - Refer to HL spec sheet for details - Sensor not included **TL Two-Level (175/525 w/integrated sensor control)** - Available with 12 or 27 voltages only - Refer to TL spec sheet for details **TL2 Two-Level (0/350 w/integrated sensor control)** - Available with 12 or 27 voltages only - Refer to TL spec sheet for details **TL3 Two-Level (0/525 w/integrated sensor control)** - Available with 12 or 27 voltages only - Refer to TL spec sheet for details **WB Welded Base Plate** - Standard on P8 mount option, available with P3 and P4 mount - Includes welded base cover **40K 4000K Color Temperature** - Minimum 70 CRI - Color temperature per luminaire

* 347-480V utilizes magnetic step-down transformer. For input power for 347-480V, refer to the Electrical Data table

Rev. Date: V5 08/11/2016

Submitted by Ripple Associates			
Ripple Associates	Job Name: Holiday Inn Express - Ridgeland, MS - Site Lighting - Design Architect: David L. Wallace & Assoc. (Dunedin)	Catalog Number: PWY-EDG-2M-__-02-D-UL-525-40K Notes:	Type: PWY RA-FL18-11990

Cree Edge™ LED Pathway Luminaire

Product Specifications

CONSTRUCTION & MATERIALS

- Durable die-cast aluminum luminaire housing mounts directly to 4" (102mm) diameter pole (included) without visible mounting hardware for clean appearance
- Pole mounts to rugged die cast aluminum internal flange secured by three 3/8"-16x6" anchor bolts with 1-1/4" hook(provided).
  Note: T45 Torx 3/8" socket required for head installation
- Top mounted LEDs for superior optical performance and light control
- Exclusive Colorfast DeltaGuard® finish features an E-Coat epoxy primer with an ultradurable powder topcoat, providing excellent resistance to corrosion, ultraviolet degradation and abrasion. Black, bronze, silver and white are available
- **Weight:** See Dimension and Weight Chart on pages 1 and 4

ELECTRICAL SYSTEM

- **Input Voltage:** 120-277V or 347-480V, 50/60Hz, Class 1 drivers
- **Power Factor:** > 0.9 at full load at 120V
- **Total Harmonic Distortion:** < 20% at full load at 120V
- Integral 10kV surge suppression protection standard
- When code dictates fusing, a slow blow fuse or type C/D breaker should be used to address inrush current

REGULATORY & VOLUNTARY QUALIFICATIONS

- cULus Listed
- Suitable for wet locations
- 10kV surge suppression protection tested in accordance with IEEE/ANSI C62.41.2
- Luminaire and finish endurance tested to withstand 5,000 hours of elevated ambient salt fog conditions as defined in ASTM Standard B 117
- Meets Buy American requirements within ARRA
- RoHS compliant. Consult factory for additional details

Electrical Data* (A)

LED Count (x9)	System Watts 120-277V	System Watts 347-480V	Total Current 120V	208V	240V	277V	347V	480V
350mA								
02	22	28	0.18	0.12	0.10	0.10	0.09	0.13
525mA								
02	34	40	0.29	0.19	0.17	0.15	0.12	0.13

* Electrical data at 25°C (77°F). Actual wattage may differ by +/- 10% when operating between 120-480V +/- 10%

Recommended Cree Edge™ Series Lumen Maintenance Factors (LMF)[1]

Ambient	Initial LMF	25K hr Projected[2] LMF	50K hr Projected[2] LMF	75K hr Calculated[3] LMF	100K hr Calculated[3] LMF
5°C (41°F)	1.04	0.99	0.97	0.95	0.93
10°C (50°F)	1.03	0.98	0.96	0.94	0.92
15°C (59°F)	1.02	0.97	0.95	0.93	0.91
20°C (68°F)	1.01	0.96	0.94	0.92	0.90
25°C (77°F)	1.00	0.95	0.93	0.91	0.89

[1] Lumen maintenance values at 25°C are calculated per TM-21 based on LM-80 data and in-situ luminaire testing
[2] In accordance with IESNA TM-21-11, Projected Values represent interpolated value based on time durations that are within six times (6X) the IESNA LM-80-08 total test duration (in hours) for the device under testing (DUT) i.e. the packaged LED chip)
[3] In accordance with IESNA TM-21-11, Calculated Values represent time durations that exceed six times (6X) the IESNA LM-80-08 total test duration (in hours) for the device under testing (DUT) i.e. the packaged LED chip)

Submitted by Ripple Associates			
Ripple Associates	**Job Name:** Holiday Inn Express - Ridgeland, MS - Site Lighting - Design Architect: David L. Wallace & Assoc. (Dunedin)	**Catalog Number:** PWY-EDG-2M-__-02-D-UL-525-40K **Notes:**	**Type:** PWY RA-FL18-11990

Cree Edge™ LED Pathway Luminaire

Photometry

All published luminaire photometric testing performed to IESNA LM-79-08 standards by a NVLAP accredited laboratory. To obtain an IES file specific to your project consult: http://lighting.cree.com/products/outdoor/bollards-and-pathway/cree-edge-pathway

2M

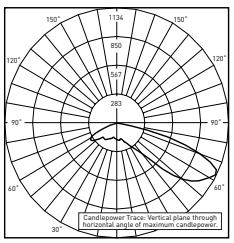

RESTL Test Report #: PL5758-001
PWY-EDG-2M-**-02-E-UL-350-40K
Initial Delivered Lumens: 1,549

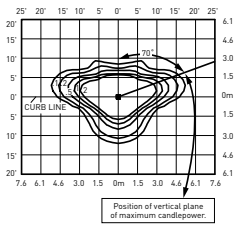

PWY-EDG-2M-**-02-E-UL-350-40K
Mounting Height: 3' (0.9m) A.F.G.
Initial Delivered Lumens: 1,565
Initial FC at grade

Type II Medium Distribution				
LED Count (x9)	4000K		5700K	
	Initial Delivered Lumens*	BUG Ratings** Per TM-15-11	Initial Delivered Lumens*	BUG Ratings** Per TM-15-11
350mA				
02	1,565	B1 U0 G1	1,625	B1 U0 G1
525mA				
02	2,191	B1 U0 G1	2,276	B1 U0 G1

* Initial delivered lumens at 25°C (77°F). Actual production yield may vary between -10 and +10% of initial delivered lumens
** For more information on the IES BUG (Backlight-Uplight-Glare) Rating visit: www.ies.org/PDF/Erratas/TM-15-11BugRatingsAddendum.pdf

3M

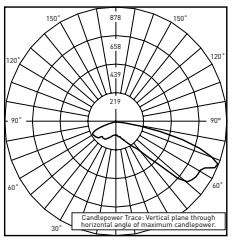

RESTL Test Report #: PL5698-001
PWY-EDG-3M-**-02-E-UL-350-40K
Initial Delivered Lumens: 1,470

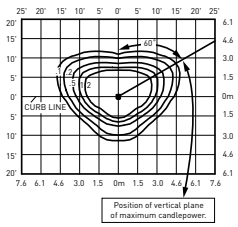

PWY-EDG-3M-**-02-E-UL-350-40K
Mounting Height: 3' (0.9m) A.F.G.
Initial Delivered Lumens: 1,389
Initial FC at grade

Type III Medium Distribution				
LED Count (x9)	4000K		5700K	
	Initial Delivered Lumens*	BUG Ratings** Per TM-15-11	Initial Delivered Lumens*	BUG Ratings** Per TM-15-11
350mA				
02	1,389	B1 U0 G1	1,442	B1 U0 G1
525mA				
02	1,944	B1 U0 G1	2,019	B1 U0 G1

* Initial delivered lumens at 25°C (77°F). Actual production yield may vary between -10 and +10% of initial delivered lumens
** For more information on the IES BUG (Backlight-Uplight-Glare) Rating visit: www.ies.org/PDF/Erratas/TM-15-11BugRatingsAddendum.pdf

5M

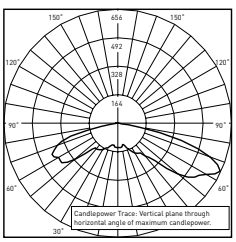

RESTL Test Report #: PL5798-001
PWY-EDG-5M-**-02-E-UL-350-40K
Initial Delivered Lumens: 1,780

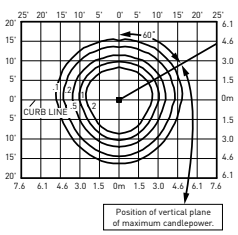

PWY-EDG-5M-**-02-E-UL-350-40K
Mounting Height: 3' (0.9m) A.F.G.
Initial Delivered Lumens: 1,666
Initial FC at grade

Type V Medium Distribution				
LED Count (x9)	4000K		5700K	
	Initial Delivered Lumens*	BUG Ratings** Per TM-15-11	Initial Delivered Lumens*	BUG Ratings** Per TM-15-11
350mA				
02	1,666	B1 U2 G1	1,730	B1 U2 G1
525mA				
02	2,333	B2 U2 G2	2,422	B2 U2 G2

* Initial delivered lumens at 25°C (77°F). Actual production yield may vary between -10 and +10% of initial delivered lumens
** For more information on the IES BUG (Backlight-Uplight-Glare) Rating visit: www.ies.org/PDF/Erratas/TM-15-11BugRatingsAddendum.pdf

Submitted by Ripple Associates			
Ripple Associates	**Job Name:** Holiday Inn Express - Ridgeland, MS - Site Lighting - Design Architect: David L. Wallace & Assoc. (Dunedin)	**Catalog Number:** PWY-EDG-2M-__-02-D-UL-525-40K **Notes:**	**Type:** PWY RA-FL18-11990

Cree Edge™ LED Pathway Luminaire

Photometry

All published luminaire photometric testing performed to IESNA LM-79-08 standards by a NVLAP accredited laboratory. To obtain an IES file specific to your project consult: http://lighting.cree.com/products/outdoor/bollards-and-pathway/cree-edge-pathway

5S

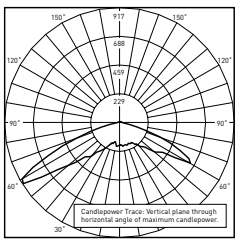

RESTL Test Report #: PL5759-001
PWY-EDG-5S-**-02-E-UL-350-40K
Initial Delivered Lumens: 1,897

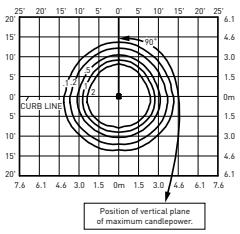

PWY-EDG-5S-**-02-E-UL-350-40K
Mounting Height: 3' (0.9m) A.F.G.
Initial Delivered Lumens: 1,868
Initial FC at grade

Type V Short Distribution				
LED Count (x9)	4000K		5700K	
	Initial Delivered Lumens*	BUG Ratings** Per TM-15-11	Initial Delivered Lumens*	BUG Ratings** Per TM-15-11
350mA				
02	1,868	B1 U2 G1	1,940	B1 U2 G1
525mA				
02	2,615	B1 U2 G1	2,716	B1 U2 G1

* Initial delivered lumens at 25°C (77°F). Actual production yield may vary between -10 and +10% of initial delivered lumens
** For more information on the IES BUG (Backlight-Uplight-Glare) Rating visit: www.ies.org/PDF/Erratas/TM-15-11BugRatingsAddendum.pdf

with Welded Base

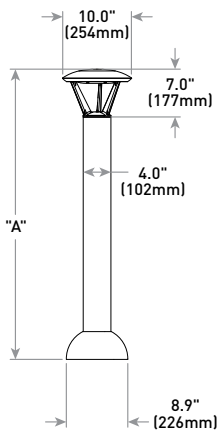

Model	Dim. "A"	Weight*
Pathway (P3)	36" (914mm)	17.9 lbs. (8.1kg)
Pathway (P4)	42" (1068mm)	18.6 lbs. (8.4kg)
Pedestrian (P8)	96" (2438mm)	28.4 lbs (12.9kg)

* Add 4.5 lbs. (2.0kg) for 347-480V

© 2016 Cree, Inc. All rights reserved. For informational purposes only. Content is subject to change. Patent www.cree.com/patents.
Cree®, NanoOptic®, and Colorfast DeltaGuard® are registered trademarks, and the Cree logo and Cree Edge™ are trademarks of Cree, Inc.
The UL logo is a registered trademark of UL LLC.

US: lighting.cree.com/lighting T (800) 236-6800 F (262) 504-5415
Canada: www.cree.com/canada T (800) 473-1234 F (800) 890-7507

Index Page

Submitted by Ripple Associates			
Ripple Associates	Job Name: Holiday Inn Express - Ridgeland, MS - Site Lighting - Design Architect: David L. Wallace & Assoc. (Dunedin)	Catalog Number: LB6055.510_NORMA-4000K-13122 Notes:	Type: C RA-FL18-11990

heper

BOLLARD – LB6055.510 CE **IK07 IP65 EN 60598**

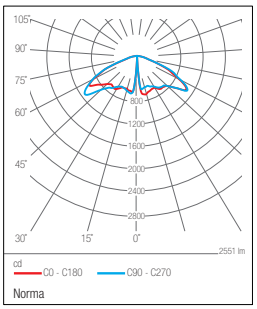

Norma

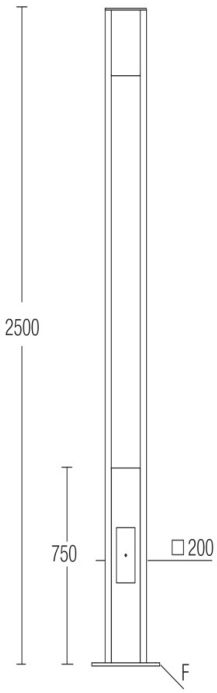

Ideal solution for landscape areas
Structured with LED light source
Power: 38W
Luminous flux: 2200lm - 2500lm
Color temperature: 3000K, 4000K
Symmetrical optimized light distribution
CRI 4000K >70, 3000K > 80
Corrosion resistant aluminum housing
Electrostatic powder coating
Colors: standard HM1 to HM5, optional RAL Codes
IP65, IK07
Safety class: standard CLASS I
Control system (optional): 1-10V, DALI
Operating temperature: -30°C - +55°C
Complies with European standards EN 60598 and CE certified

HPR PAZARLAMA A.Ş.
1. OSB Uygurlar Cd. No:1 Sincan
06935, Ankara / Turkey
T: +90 312 267 54 30 (pbx)
F: +90 312 267 54 31
info@heper.eu

We reserve the right to change specifications without prior written notice.
Edition: 29.09.2017
Current version under:
www.heper.eu/en/norma

Index Page

Submitted by Ripple Associates			
Ripple Associates	Job Name: Holiday Inn Express - Ridgeland, MS - Site Lighting - Design Architect: David L. Wallace & Assoc. (Dunedin)	Catalog Number: KR6-40L-30K-120V-10V + KR6T-SSGC-FF Notes:	Type: KR6 RA-FL18-11990

KR Series

KR6™ LED Specification Downlight – Round 6"

Product Description

The KR6™ LED specification downlight features Cree TrueWhite® Technology and delivers beautiful, high-quality light with efficacy up to 76 lumens per watt. Designed for new construction applications, the KR Series is available in a variety of color temperatures, round and square trims with high-quality anodized aluminum reflector finishes, a sloped ceiling adaptor accessory, and a variety of dimming options including Cree Sunset Dimming Technology which provides rich, warm light that transitions from 2700K to 1800K as naturally as an incandescent source.

Performance Summary

Utilizes Cree TrueWhite® Technology

Initial Delivered Lumens: 700-5,300 lumens; Delivered lumen output is typical when using a SSGC type reflector

Input Power: 13-87 watts

Emergency Performance: Up to 1,210 Lumens; 10W; Minimum 90 Minutes

CRI: 90

CCT: 2700K, 3000K, 3500K, 4000K, 5000K

Controls: Triac, 0/1-10V; See control availability chart on page 3

Limited Warranty†: 10 years on KR6™ luminaire

Limited Warranty Emergency Back Up (EB) Battery: 1 Year Battery Back Up. Test regularly in accordance with local codes

† See http://lighting.cree.com/warranty for warranty terms

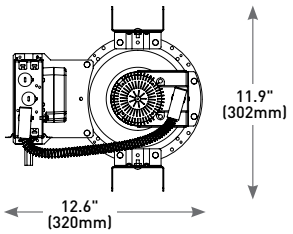

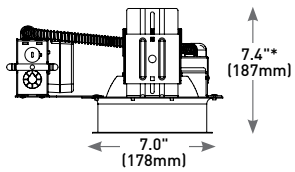

Emergency Backup

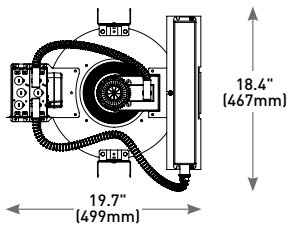

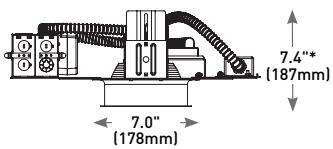

* Add 1.5" (38mm) for 60L Initial Delivered Lumens

Accessories

Field-Installed

Sloped Ceiling Adaptor
KRKS6**WW
** 0-35 (order in 5 degree increments)

C-Channel Hanger Bars
RBH30C
- Pair of 30" (762mm) rigid 3/4" x 1/2" (19mm x 13mm) C-Channel bars

RBH24C-1
- Pair of 24" (610mm) x 1-1/2" (38mm) x 1/2" (13mm) standard C-Channel bars

T-Bar Clips
RARC7
- Set of four
- For use with RBH24C-1 hanger bars

Trim Ring
KR6TA
- White beauty ring to cover pan head fasteners on KR6T reflector

Ordering Information

Fully assembled luminaire is composed of two components that must be ordered separately:
Example: **Housing:** KR6-20L-35K-120V-10V + **Reflector:** KR6TR-SSGC-FF

Reflector (Housing must be ordered separately)

Series	Reflector Finish	Flange Finish	Options
KR6T Standard Trim - Reflector attaches to housing with pan head fasteners and keyhole slots **KR6TR** Beauty Trim - Reflector attaches to housing with retention springs for seamless appearance	**SSGC** Soft Satin Glow, Clear	**FF** Matches Reflector **WF** White Paint	**WW** Wall Wash - Available with KR6T standard trim only

Housing (Reflector must be ordered separately)

Series	Size	Reflector	Initial Delivered Lumens	Optic	CCT	Voltage	Controls	Options
KR	**6** 6 inch	**Blank** Round	**9L** 13W, 700 Lumens – 54 LPW **13L** 18W, 1,100 Lumens – 61 LPW **20L** 30W, 1,700 Lumens – 57 LPW **30L** 39W, 2,550 Lumens – 65 LPW **40L** 44W, 3,350 Lumens – 76 LPW **60L** 87W, 5,300 Lumens – 61 LPW - Available on 120V and 277V only	**Blank** 70° Beam Angle	**27K** - 2700K - 9L thru 40L only **30K** 3000K **35K** 3500K **40K** 4000K **50K** 5000K - Available on 40L and 60L only	**120V** 120 Volts **277V** 277 Volts **347V** 347 Volts	**Blank** - For standard control offering refer to control availability chart on page 3 **10V 0/1-10V Dimming** - Refer to control availability chart on page 3	**WD Sunset Dim** - 9L and 13L @ 27K with Triac Dimming only **EB7 Emergency Backup** - Minimum 90 minutes - 120V, 277V only - Minimum operating temperature: 0°C (32°F)

NOTE: Price adder may apply depending on configuration

Rev. Date: V11 12/23/2016

Index Page

Submitted by Ripple Associates	Job Name:	Catalog Number:	Type:
Ripple Associates	Holiday Inn Express - Ridgeland, MS - Site Lighting - Design Architect: David L. Wallace & Assoc. (Dunedin)	KR6-40L-30K-120V-10V + KR6T-SSGC-FF Notes:	KR6 RA-FL18-11990

KR6™ LED Specification Downlight – Round 6"

Product Specifications

CREE TRUEWHITE® TECHNOLOGY

A revolutionary way to generate high-quality white light, Cree TrueWhite® Technology is a patented approach that delivers an exclusive combination of 90+ CRI, beautiful light characteristics, and lifelong color consistency, all while maintaining high luminous efficacy – a true no compromise solution.

CONSTRUCTION & MATERIAL

- Low brightness parabolic spun Alzak aluminum cone, 0.06" (2mm) thick with polished radius and continuous self-flange
- Soft Satin Glow Clear finish, standard
- 2" (51mm) aperture throat to accommodate all standard and up to 3" (76mm) thick ceilings and provide flexibility in mounting within grid
- Provided with quick mounting brackets for optional carrying channels
- Light engine, optics, and driver accessible from below ceiling

ELECTRICAL SYSTEM

- **Power Factor:** > 0.9 for 120V and 277V
- **Total Harmonic Distortion:** < 20% at full load
- **Input Power:** 120, 277V, or 347V, 50/60Hz
- **Operating Temperature Range:** -18˚C - +40˚C (0˚F - +104˚F); minimum operating temperature with EB7 option is 0°C (32°F)
- **10V Source Current:** 9L & 12L: 0.15mA; 20L-40L: 2.2mA; 60L: 0.11mA

CONTROLS

- For standard control offering refer to control availability chart on page 3
- For use with Class 2 dimming systems only. Reference http://lighting.cree.com/products/indoor/new-construction-downlights/kr-series for recommended dimming controls and wiring diagrams

REGULATORY & VOLUNTARY QUALIFICATIONS

- cULus Listed
- Suitable for thru-wiring 8#12AWG-90˚C
- Suitable for damp locations
- Designed for indoor use
- Thermally protected Type NON-IC in accordance with Article 410 of the NEC and UL 1598
- Meets FCC Part 15, Subpart B, Class A standards for conducted and radiated emissions
- EnergyStar® certified. Please refer to https://www.energystar.gov/productfinder/product/certified-light-fixtures/results for most current information
- RoHS compliant. Consult factory for additional details

Recommended KR Series Lumen Maintenance Factors (LMF)[1]

Ambient	Initial Delivered Lumens	Initial LMF	25K hr Projected[2] LMF	50K hr Projected[2] LMF	75K hr Calculated[3] LMF	100K hr Calculated[3] LMF
5˚C (41˚F)	9L and 13L	1.05	1.04	1.03	1.03	1.02
	20L and 30L	1.03	0.99	0.94	0.90	0.86
	40L and 60L	1.03	0.96	0.90	0.83	0.77
10˚C (50˚F)	9L and 13L	1.04	1.03	1.03	1.02	1.02
	20L and 30L	1.02	0.97	0.93	0.89	0.85
	40L and 60L	1.03	0.95	0.88	0.82	0.76
15˚C (59˚F)	9L and 13L	1.03	1.02	1.02	1.01	1.01
	20L and 30L	1.01	0.96	0.91	0.88	0.84
	40L and 60L	1.02	0.94	0.87	0.81	0.75
20˚C (68˚F)	9L and 13L	1.02	1.01	1.00	1.00	0.99
	20L and 30L	1.01	0.95	0.90	0.87	0.83
	40L and 60L	1.01	0.93	0.86	0.80	0.74
25˚C (77˚F)	9L and 13L	1.00	1.00	0.99	0.99	0.99
	20L and 30L	1.00	0.94	0.89	0.86	0.82
	40L and 60L	1.00	0.92	0.85	0.79	0.74
30˚C (86˚F)	9L and 13L	0.99	0.99	0.98	0.98	0.98
	20L and 30L	0.97	0.93	0.88	0.85	0.81
	40L and 60L	0.98	0.91	0.84	0.78	0.73
35˚C (95˚F)	9L and 13L	0.98	0.97	0.97	0.97	0.97
	20L and 30L	0.96	0.92	0.87	0.84	0.80
	40L and 60L	0.96	0.90	0.83	0.77	0.72
40˚C (104˚F)	9L and 13L	0.97	0.96	0.96	0.96	0.95
	20L and 30L	0.95	0.90	0.86	0.83	0.79
	40L and 60L	0.95	0.88	0.82	0.76	0.71

[1] Lumen maintenance values at 25˚C (77˚F) are calculated per TM-21 based on LM-80 data and in-situ luminaire testing
[2] In accordance with IESNA TM-21-11, Projected Values represent interpolated value based on time durations that are within six times (6X) the IESNA LM-80-08 total test duration (in hours) for the device under testing ((DUT) i.e. the packaged LED chip)
[3] In accordance with IESNA TM-21-11, Calculated Values represent time durations that exceed six times (6X) the IESNA LM-80-08 total test duration (in hours) for the device under testing ((DUT) i.e. the packaged LED chip)

Installation

- Recommended ceiling cutout 6.5" (165mm)

Note: 30L and 40L versions require marked spacing: 24" (600mm) x 12" (300mm) x ½" (12mm). 24" (600mm) luminaire to luminaire, 12" (300mm) luminaire to side wall, ½" (12mm) above luminaire

60L versions require marked spacing: 48" (1219mm) x 24" (600mm) x 1" (25mm). 48" (1219mm) luminaire to luminaire, 24" (600mm) luminaire to side wall, 1" (25mm) above luminaire

Submitted by Ripple Associates	Job Name:	Catalog Number:	Type:
Ripple Associates	Holiday Inn Express - Ridgeland, MS - Site Lighting - Design Architect: David L. Wallace & Assoc. (Dunedin)	KR6-40L-30K-120V-10V + KR6T-SSGC-FF Notes:	KR6 RA-FL18-11990

KR6™ LED Specification Downlight – Round 6"

Photometry

KR6-30L-27K-120V W/KR6T-SSGC-FF BASED ON UL REPORT TEST #: 157473
Luminaire photometry has been conducted in accordance with IESNA LM-79-08. IESNA LM-79-08 specifies the entire luminaire as the source resulting in a luminaire efficiency of 100%.

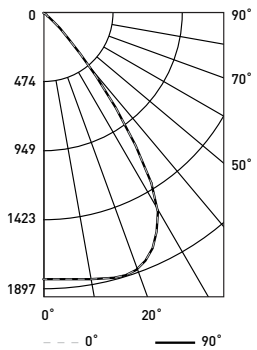

UL Test Report #: 157473
KR6-30L-27K-120V
w/KR6T-SSGC-FF
Initial Delivered Lumens: 2,479
Efficacy: 66 LPW
S/M: 1.2

Coefficients Of Utilization – Zonal Cavity Method

RC %:	80			
RW %:	70	50	30	10
RCR: 0	119	119	119	119
1	113	110	108	105
2	107	102	97	94
3	101	94	89	84
4	95	87	81	77
5	90	81	75	70
6	85	75	69	64
7	80	70	64	59
8	76	66	59	55
9	72	61	55	51
10	68	58	51	47

Effective Floor Cavity Reflectance: 20%

Average Luminance Table (cd/m²)

Vertical Angle	Horizontal Angle 0°	45°	90°
45°	19,317	19,317	19,317
55°	4,459	4,459	4,459
65°	2,074	2,074	2,074
75°	931	931	931
85°	0	0	0

Zonal Lumen Summary

Zone	Lumens	% Lamp	Luminaire
0-30	1,527	N/A	61.5%
0-40	2,206	N/A	88.8%
0-60	2,462	N/A	99.1%
0-90	2,483	N/A	100.0%
0-180	2,483	N/A	100.0%

Cone of Light

Distance from Workplane	Footcandles	Beam Diameter
6' (1.8m)	51	7.3' (2.2m)
8' (2.4m)	29	9.7' (3.0m)
10' (3.0m)	18	12.3' (3.7m)
12' (3.7m)	13	14.5' (4.4m)
14' (4.3m)	9	17.4' (5.3m)

Reference http://lighting.cree.com/products/indoor/new-construction-downlights/kr-series for detailed photometric data

Application Reference

Based on KR6-30L-27K-120V W/KR6T-SSGC-FF Luminaire

Open Space

Spacing	Lumens	Wattage	LPW	w/ft²	Average FC
4 x 4	2,550	39	65	2.34	155
6 x 6				1.09	74
8 x 8				0.59	42
10 x 10				0.39	27

10' Ceiling, 80/50/20 Reflectances, 2.5' workplane. LLF: 1.0 Initial. Open Space: 50' x 40' x 10'

Corridor

Spacing	Lumens	Wattage	LPW	w/ft²	Average FC
4' on Center	2,550	39	65	1.63	77
6' on Center				1.11	52
8' on Center				0.78	37
10' on Center				0.65	31

10' Ceiling, 80/20/50 Reflectances, Light levels on the ground. LLF: 1.0 Initial. Corridor: 6' Wide x 100' Long

Control Availability Chart

Initial Delivered Lumens	Non Dimming			Triac Dimming to 5%			0/1-10V Dimming to 10%		
	120V	277V	347V	120V	277V	347V	120V	277V	347V
9L	N/A	S	N/A	S	N/A	N/A	O	O	O
13L	N/A	S	N/A	S	N/A	N/A	O	O	O
20L	N/A	N/A	N/A	N/A	N/A	N/A	S	S	S
30L	N/A	N/A	N/A	N/A	N/A	N/A	S	S	S
40L	N/A	N/A	N/A	N/A	N/A	N/A	S	S	S
60L	N/A	N/A	N/A	N/A	N/A	N/A	S	S	N/A

S = Standard Offering
O = Optional Offering

© 2016 Cree, Inc. and/or one of its subsidiaries. All rights reserved. For informational purposes only. Content is subject to change. Patent www.cree.com/patents. Cree®, Cree TrueWhite®, and TrueWhite® are registered trademarks, and the Cree logo, the Cree TrueWhite Technology logo, and KR6™ are trademarks of Cree, Inc. The UL logo is a registered trademark of UL LLC. ENERGY STAR® and the ENERGY STAR logo are registered trademarks of the United States Environmental Protection Agency.

US: lighting.cree.com T (800) 236-6800 F (262) 504-5415 **Canada: www.cree.com/canada** T (800) 473-1234 F (800) 890-7507

Index Page

Central Mississippi Realtors

Ridgeland, Mississippi

SITE PLAN REVIEW DRAWINGS
FOR
CENTRAL MISSISSIPPI MLS
SITUATED IN THE SW 1/4 OF SECTION 18, T7N-R2E, MADISON COUNTY, MISSISSIPPI

A DEVELOPMENT
OF
CENTRAL MISSISSIPPI MLS, INC.
620 N. STATE STREET
JACKSON MS, 39202

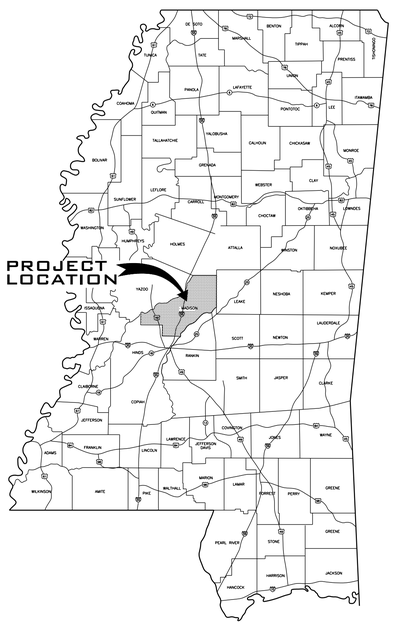

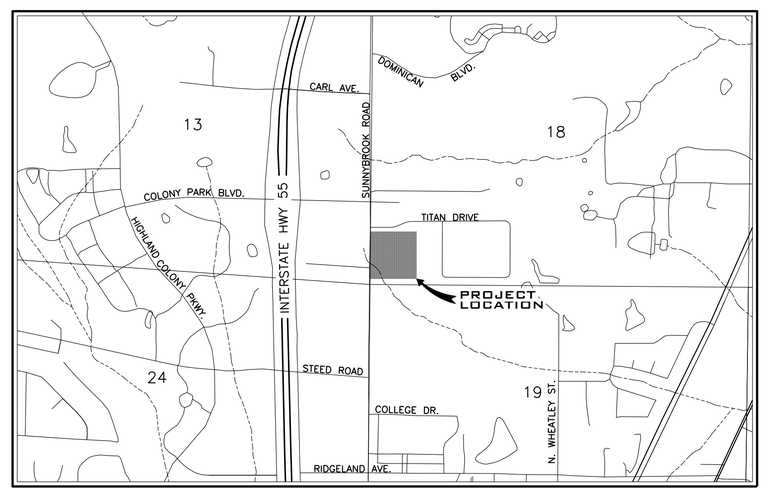

VICINITY MAP
SCALE: 1"=1,000'

DRAWING INDEX

TITLE	SHEET NO.
COVER SHEET	C0.0
GENERAL NOTES	C0.1
EXISTING CONDITIONS AND DEMO	C0.2
SITE PLAN	C1.1
SPOT ELEVATIONS	C2.1
GRADING AND DRAINAGE	C2.2
UTILITY PLAN	C3.1
EROSION CONTROL PLAN	C4.1
MISCELLANEOUS DETAILS	C5.1
MISCELLANEOUS DETAILS	C5.2
MISCELLANEOUS DETAILS	C5.3
SEWER DETAILS	C5.4
WATER DETAILS	C5.5

CAUTION
The engineer preparing these plans will not be responsible for, or liable for, unauthorized changes to or uses of these plans. All changes to the plans must be in writing and must be approved by the preparer of these plans.

McMASTER & ASSOCIATES, INC.
CIVIL ENGINEERS & LAND SURVEYORS
212 WATERFORD SQUARE
SUITE 300
MADISON, MS 39110
601.605.1090

DEMOLITION NOTES

1. DEMOLITION AND REMOVAL OPERATIONS SHALL COMMENCE ONLY AFTER ALL EROSION AND SEDIMENTATION CONTROL MEASURES ARE IN PLACE AND FUNCTIONAL.
2. PROVIDE NEAT AND STRAIGHT SAWCUTS OF EXISTING PAVEMENT ALONG ALL LIMITS OF PAVEMENT DEMOLITION.
3. ALL DEMOLISHED MATERIALS BECOME THE PROPERTY OF THE CONTRACTOR UNLESS OTHERWISE DESIGNATED. DISPOSE OF OFF THE OWNER'S PROPERTY IN A LEGAL MANNER.
4. ALL PAVEMENT, BASE COURSE, SIDEWALKS, CURBS, BUILDINGS, FOUNDATIONS, ETC., IN THE AREA TO BE REMOVED SHALL BE REMOVED TO FULL DEPTH. EXISTING BASE COURSE MATERIALS MAY BE WORKED INTO THE NEW PAVEMENT OR BUILDING SUBGRADE PROVIDED THAT THE GRADATION, CONSISTENCY, COMPACTION, SUBGRADE CONDITION, ETC., ARE IN ACCORDANCE WITH THE SPECIFICATIONS. BASE COURSE MATERIALS SHALL NOT BE WORKED INTO THE SUBGRADE OF AREAS TO RECEIVE PLANTING.
5. CONTRACTOR SHALL OBTAIN ALL PERMITS REQUIRED FOR EXECUTION OF THE WORK.
6. THE CONTRACTOR SHALL USE WATER SPRINKLING AND OTHER SUITABLE METHODS AS NECESSARY TO CONTROL DUST AND DIRT CAUSED BY THE DEMOLITION WORK.
7. ALL ITEMS OF CONSTRUCTION REMAINING AND NOT SPECIFICALLY MENTIONED THAT INTERFERE WITH THE NEW CONSTRUCTION SHALL BE IMMEDIATELY BROUGHT TO THE ATTENTION OF THE ARCHITECT/ENGINEER.
8. CONTRACTOR SHALL PROVIDE PROTECTION TO ALL STREETS, FENCES, TREES, UTILITIES AND STRUCTURES THAT ARE TO REMAIN. CONTRACTOR-CAUSED DAMAGE SHALL BE REPAIRED TO MATCH AT NO ADDITIONAL COST TO THE OWNER.
9. CAVITIES LEFT BY STRUCTURE REMOVAL SHALL BE BACKFILLED WITH SATISFACTORY MATERIAL AND COMPACTED 98% OF MAXIMUM DENSITY PER ASTM D698 OR PER GEOTECHNICAL RECOMMENDATIONS IN THE DOCUMENTS.
10. CONTRACTOR SHALL LOCATE AND MARK ALL EXISTING UTILITIES PRIOR TO COMMENCING WORK. COORDINATE WITH LOCAL UTILITY COMPANIES PRIOR TO UTILITY DISCONNECT.
11. NOTIFY LOCAL UTILITY LOCATOR SERVICE OF INTENDED DEMOLITION OPERATIONS. SEE GENERAL UTILITY NOTE #4.
12. EXISTING INFORMATION/TOPOGRAPHIC SURVEY WAS PREPARED BY BARNES SURVEYING.
13. PAVEMENT MARKINGS TO BE REMOVED SHALL BE PAINTED OVER TO MATCH PAVEMENT OR REMOVED WITH WIRE BRUSHINGS.
14. EXCEPT AS SHOWN, NO TREES SHALL BE REMOVED AND/OR VEGETATION DISTURBED WITHOUT APPROVAL OF THE ARCHITECT/ENGINEER.
15. TREE PROTECTION SHALL CONSIST OF THE FOLLOWING STEPS:
    a. CONTRACTOR SHALL HIRE A LICENSED LANSCAPE CONTRACTOR TO OVERSEE TREE PROTECTION.
    b. PRIOR TO ANY GRADING OPERATIONS, LOCATE TREES TO BE PROTECTED AND NEATLY CUT ROOTS TO A DEPTH OF 30" AT THE DIMENSIONED LIMITS SHOWN USING A UTILITY TRENCHING MACHINE.
    c. TREAT EXPOSED ROOTS WITH A HORTICULTURAL TREE PRUNING PROTECTION PRODUCT.
    d. PRUNE TREE LIMBS BY THE SAME PROPORTIONAL PERCENTAGE AS TREE ROOTS REMOVED (I.E., 25% OF ROOTS REMOVED SHALL RESULT IN 25% OF TREE LIMBS REMOVED).
    e. INSTALL A CONSTRUCTION FENCE TO THE LIMITS SHOWN AT LEAST 4' IN HEIGHT.
    f. BEGIN CLEARING AND GRADING OPERATIONS.

GENERAL UTILITY NOTES

1. WATER AND SEWER CONSTRUCTION SHALL BE PERFORMED IN ACCORDANCE WITH ALL LOCAL CODES AND SPECIFICATIONS.
2. THE CONTRACTOR SHALL PAY ALL FEES AND OBTAIN ALL PERMITS.
3. ALL EXISTING UNDERGROUND UTILITY LOCATIONS ARE APPROXIMATE AND ARE BASED ON TOPOGRAPHIC SURVEYS AND RECORD DRAWINGS FROM THE FACILITY. ADDITIONAL UTILITIES MAY BE PRESENT. SHOULD UNCHARTED UTILITIES BE ENCOUNTERED DURING EXCAVATION OPERATIONS, THE CONTRACTOR SHALL NOTIFY THE ARCHITECT/ENGINEER AS SOON AS POSSIBLE FOR INSTRUCTIONS.
4. THE CONTRACTOR SHALL NOTIFY THE MISSISSIPPI ONE-CALL SYSTEM, INC. (MOCS) AT 811 AND ANY NON-MOCS MEMBER UTILITY INDIVIDUALLY. AT LEAST 3 WORKING DAYS PRIOR TO ANY EXCAVATION AND/OR DEMOLITION.
5. MAINTAIN 10-FOOT HORIZONTAL AND 18-INCH VERTICAL SEPARATION BETWEEN SANITARY SEWER AND WATER SUPPLY LINES.
6. CONTRACTOR SHALL VERIFY THE EXACT LOCATIONS OF ALL EXISTING UTILITIES INCLUDING IRRIGATION. TAKE CARE TO PROTECT UTILITIES THAT ARE TO REMAIN. REPAIR DAMAGE ACCORDING TO LOCAL STANDARDS AND AT THE CONTRACTOR'S EXPENSE. COORDINATE ALL CONSTRUCTION WITH THE APPROPRIATE UTILITY COMPANY. RELOCATE IRRIGATION LINES AS NECESSARY FOR CONSTRUCTION.
7. THE CONTRACTOR SHALL BE RESPONSIBLE FOR COORDINATING THE SEQUENCING OF CONSTRUCTION FOR ALL UTILITY LINES SO THAT WATER LINES AND UNDERGROUND ELECTRIC DO NOT CONFLICT WITH SANITARY SEWERS OR STORM SEWERS. INSTALL UTILITIES PRIOR TO FINAL PAVEMENT CONSTRUCTION.
8. BACKFILL UTILITY TRENCHES UNDER PAVEMENT AREAS AND IN LAWN AREAS WITH SATISFACTORY FILL MATERIAL COMPACTED TO AT LEAST 98% OF MAXIMUM PER ASTM D698.
9. ADJUST ALL EXISTING CASTINGS TO MATCH PROPOSED FINISH GRADE.
10. THRUST BLOCKS ALL WATERLINE FITTINGS WITH CONCRETE (2,500 P.S.I. MIN.) POURED AGAINST UNDISTURBED EARTH TO SUSTAIN 120 PERCENT TEST PRESSURE SPECIFIED. FORM THRUST BLOCKING SO AS TO NOT EMBED JOINTS, BOLTS, VALVE BOXES OR OPERATING NUTS.
11. PROVIDE VENTS AT HIGH POINTS IN WATERLINE AS NECESSARY FOR EXPELLING AIR DURING FILLING OF WATERLINE. PROVIDE BRONZE CORPORATION STOP FOR CLOSING VENT DURING TESTING AND SERVICE. LEAVE VENT COMPONENETS PLUGGED AND ATTACHED TO PIPE AFTER SUCCESSFUL TEST.
12. EXCESS MATERIAL SHALL BE DISPOSED OF BY THE CONTRACTOR OFF OF THE OWNER'S PROPERTY AT NO ADDITIONAL COST IN A LEGAL MANNER.
13. ALL SANITARY SEWER PIPE SHALL BE CLASS SDR 26 PVC UNLESS NOTED OTHERWISE.
14. ALL WATER MAINS SHALL BE C-900 P.V.C. UNLESS NOTED OTHERWISE.
15. ALL FIRE HYDRANT ASSEMBLIES SHALL BE INSTALLED AS NOTED ON THE PLANS.
16. FIRE HYDRANT AND WATER MAINS TO BE INSTALLED AND UNDER PRESSURE BEFORE ANY COMBUSTIBLE CONSTRUCTION IS STARTED.
17. NEOPRENE COUPLINGS WITH STAINLESS STEEL BAND AND SHEAR RINGS ARE REQUIRED FOR JOINING DIFFERENT TYPES OF SANITARY SEWER PIPES.
18. THE CONTRACTOR SHALL EXCAVATE FOR NEW SEWER ELEVATIONS SHOWN ON THE PLANS. THE CONTRACTOR SHALL TAKE EVERY NECESSARY PRECAUTION TO PROTECT EXISTING SEWER DURING CONSTRUCTION OPERATIONS. ALL EXCAVATION, SHORING AND BRACING SHALL BE THE RESPONSIBILITY OF THE CONTRACTOR.
19. THE CONTRACTOR SHALL EXPLORE AHEAD 200 FEET SO ADJUSTMENTS CAN BE MADE IN THE ALIGNMENT OF THE PIPE IN CASE OF CONFLICTS WITH EXISTING STRUCTURES, UTILITIES AND PIPING.
20. THE CONTRACTOR SHALL BE RESPONSIBLE FOR PREVENTING PIPE FROM FLOATING. IF PIPE FLOATS DURING CONSTRUCTION, THE CONTRACTOR SHALL RELAY PIPE TO GRADE AT HIS EXPENSE.
21. THE CONTRACTOR SHALL FIELD VERIFY LOCATION AND INVERT OF SANITARY SEWER FOR CONNECTION TO EXISTING OR PROPOSED SEWER SYSTEM.
22. BEDDING REQUIREMENTS SPECIFIED HEREIN ARE TO BE CONSIDERED AS MINIMUMS FOR RELATIVELY DRY, STABLE EARTH CONDITIONS, ADDITIONAL BEDDING SHALL BE REQUIRED IN WET OR WEAK AREAS. THE CONTRACTOR SHALL HAVE RESPONSIBILTY TO PROVIDE SUCH ADDITIONAL BEDDING AS MAY BE REQUIRED TO PROPERLY CONSTRUCT THE WORK.

LAYOUT & PAVING NOTES

1. THE CONTRACTOR SHALL CHECK EXISTING GRADES, DIMENSIONS, AND INVERTS IN THE FIELD AND REPORT ANY DISCREPANCIES TO THE ARCHITECT/ENGINEER PRIOR TO BEGINNING WORK.
2. THE CONTRACTOR SHALL VERIFY THE EXACT LOCATION OF ALL EXISTING UTILITIES, INCLUDING IRRIGATION LINES, TAKE CARE TO PROTECT UTILITES THAT ARE TO REMAIN, AND REPAIR CONTRACTOR CAUSED DAMAGE ACCORDING TO CURRENT LOCAL STANDARDS AND AT THE CONTRACTOR'S EXPENSE COORDINATES ALL CONSTRUCTION WITH THE APPROPRIATE UTILITY COMPANY.
3. THE CONTRACTOR SHALL COMPLY WITH ALL LOCAL CODES, OBTAIN ALL PERMITS, AND PAY ALL FEES PRIOR TO BEGINNING WORK.
4. PROVIDE A SMOOTH TRANSITION BETWEEN EXISTING PAVEMENT AND NEW PAVEMENT. FIELD ADJUSTMENT OF FINAL GRADES MAY BE NECESSARY. INSTALL ALL UTILITIES PRIOR TO INSTALLATION OF PAVEMENT.
5. THE CONTRACTOR SHALL PROTECT ALL TREES TO REMAIN, IN ACCORDANCE WITH THE SPECIFICATIONS DO NOT OPERATE OR STORE HEAVY EQUIPMENT, NOR HANDLE, NOR STORE MATERIALS WITHIN THE DRIP-LINES OF TREES OR OUTSIDE THE LIMIT OF GRADING.
6. CONCRETE WALKS AND PADS SHALL HAVE A BROOM FINISH. ALL CONCRETE SHALL BE 4,000 P.S.I. UNLESS OTHERWISE NOTED. CURB RAMPS, SIDEWALK SLOPES, AND DRIVEWAY RAMPS SHALL BE CONSTRUCTED IN ACCORDANCE WITH ALL CURRENT LOCAL REQUIREMENTS. IF APPLICABLE, THE CONTRACTOR SHALL REQUEST INSPECTION OF SIDEWALK AND RAMP FORMS PRIOR TO PLACEMENT OF CONCRETE.
7. ALL DAMAGE TO EXISTING ASPHALT PAVEMENT TO REMAIN WHICH RESULTS FROM NEW CONSTRUCTION SHALL BE REPLACED WITH LIKE MATERIALS AT CONTRACTOR'S EXPENSE.
8. DIMENSIONS ARE TO THE EDGE OF PAVEMENT, EDGE OF CONCRETE, OR TO THE FACE OF BUILDING, UNLESS OTHERWISE NOTED.
9. COORDINATES ARE FOR FACE OF BUILDINGS, CENTER LINES OF DRIVEWAYS, CENTER OF SANITARY SEWER MANHOLES, AND CENTER AT FACE OF CURB INLETS, UNLESS OTHERWISE NOTED.
10. EXCESS MATERIAL SHALL BE DISPOSED OF BY THE CONTRACTOR OFF THE PROPERTY AT NO ADDITIONAL COST IN A LEGAL MANNER.
11. MAINTAIN ONE SET OF AS-BUILT DRAWINGS ON THE JOB SITE FOR DISTRIBUTION TO THE ARCHITECT/ENGINEER UPON COMPLETION.
12. PARKING STRIPES SHALL BE 4-INCH WHITE PAVEMENT PAINT, UNLESS OTHERWISE NOTED.
13. STOP BARS, DETAIL STRIPS, FIRE LANES AND CROSSWALKS SHALL BE THERMOPLASTIC PAVEMENT MARKING MATERIAL.
14. CONTRACTION JOINTS SHALL BE CONSTRUCTED TO A DEPTH OF AT LEAST ¼ THE CONCRETE THICKNESS, AND SHALL DIVIDE CONCRETE ROUGHLY INTO SQUARES WITH MAXIMUM 15' SEGMENTS.

STORMWATER POLLUTION PREVENTION NOTES

1. REFER TO EROSION CONTROL PLAN FOR ADDITIONAL REQUIREMENTS.
2. THE OWNER AND THE CONTRACTOR ARE REQUIRED TO SUBMIT A NOTICE OF INTENT (NOI) TO DISCHARGE CONSTRUCTION ACTIVITY STORMWATER APPLICATION TO THE LOCAL MISSISSIPPI ENVIRONMENTAL ASSISTANCE CENTER AT LEAST 30 DAYS PRIOR TO BEGINNING CONSTRUCTION. THE CONTRACTOR AND OWNER SHALL PROVIDE (WITH THE (NOI) FOR THIS PROJECT) EXISTING NPDES PERMIT TRACKING NUMBERS FOR SITES WHERE BORROW MATERIAL MAY BE OBTAINED AND WHERE SPOIL MATERIAL MAY BE PLACED SHOULD PERMITS NOT EXIST FOR BORROW AND SPOIL SITES. SEPARATE (NOI)'S SHALL BE PROVIDED BY THE OWNER AND CONTRACTOR.
3. THE NOTICE OF COVERAGE (NOC) OF THE PERMIT TO DISCHARGE CONSTRUCTION-ACTIVITY STORMWATER SHALL BE POSTED NEAR THE CONSTRUCTION ENTRANCE. THE CONTRACTOR SHALL HAVE A SET OF APPROVED EROSION CONTROL PLANS ON SITE DURING ALL CONSTRUCTION.
4. THE CONSTRUCTION ACTIVITY ANTICIPATED ON THIS PROJECT INCLUDES CLEARING, GRUBBING, GRADING, TOPSOILING, AND SEEDING.
5. THE APPROXIMATE TOTAL AREA OF THE SITE IS 1.49 ACRES. THE APPROXIMATE TOTAL AREA OF GRADING PROPOSED IS 1.49 ACRES.
6. THE ANTICIPATED FILL MATERIAL WILL CONSIST OF SUITABLE ON-SITE SOIL AND/OR OFF-SITE SOIL BORROW MATERIALS.
7. THE RECEIVING WATER/STORM SEWER OPERATOR IS THE CITY OF RIDGELAND, AND THE STATE OF MISSISSIPPI.
8. CONSTRUCTION SHALL BE SEQUENCED TO MINIMIZE EXPOSURE TIME OF CLEARED SURFACE AREA. EROSION AND SEDIMENT CONTROL MEASURES SHALL BE IN PLACE AND FUNCTIONAL PRIOR TO EARTH MOVING OPERATIONS. ALL CONTROL MEASURES SHALL BE CHECKED AND REPAIRED AS NECESSARY, AND AT MAXIMUM 7 CALENDAR DAYS IN DRY PERIODS AND WITHIN 24 HOURS OF ANY RAINFALL EXCEEDING 0.5 INCH PER 24 HOUR PERIOD.
9. THE CONTRACTOR SHALL DESIGNATE IN WRITING THE NAME AND PHONE NUMBER OF THE INDIVIDUAL RESPONSIBLE FOR EROSION AND SEDIMENT CONTROLS.
10. PRE-CONSTRUCTION VEGETATIVE GROUND COVER SHALL NOT BE REMOVED MORE THAN 20 CALENDAR DAYS PRIOR TO GRADING. ALL GRADED AREAS EXPECTED TO REMAIN UNFINISHED AND UNWORKED FOR MORE THAN 30 CALENDAR DAYS SHALL BE COVERED WITH TEMPORARY GRASS, SOD, STRAW, MULCH OR FABRIC MATS. PERMANENT SOIL STABILIZATION SHALL BE INSTALLED WITHIN 7 CALENDAR DAYS OF FINAL GRADING.
11. THE CONTRACTOR SHALL MAINTAIN RECORDS OF EROSION CONTROL INSPECTIONS AND REPAIRS FOR A MINIMUM OF 3 YEARS AFTER COMPLETION OF CONSTRUCTION.
12. TEMPORARY SEEDING FOR MISSISSIPPI PROJECTS INCLUDE THE FOLLOWING:
    JAN 1- MAY 1ITALIAN RYE/KOREAN LESPEDEZA/SUMMER OATS
    MAY 1- JULY 15 SUDAN OT STARR MILLET
    JULY 15-JAN 1 BALBOA RYE/ITALIAN RYE
13. MULCHING SHALL CONSIST OF LOOSE HAY OR STRAW APPLIED AT THE RATE OF 2 TONS/ACRE.
14. THE CONTRACTOR SHALL REMOVE SEDIMENT FROM TRAPS, SILT FENCES, SEDIMENT PONDS, ETC. AS NECESSARY AND WHEN CAPACITY HAS BEEN REDUCED BY 50%.
15. STOCKPILES SHALL BE STABILIZED AND PROTECTED FROM EROSION.
16. UPON COMPLETION OF SITE STABILIZATION, THE OWNER AND CONTRACTOR SHALL PROVIDE A NOTICE OF TERMINATION (NOT) FOR THE PROJECT TO THE MS DEPARTMENT OF ENVIRONMENTAL QUALITY. A COPY OF THE (NOT) SHALL BE PROVIDED TO THE ENGINEER.

GRADING, DRAINAGE AND EROSION CONTROL NOTES

1. NO TREES SHALL BE REMOVED NOR VEGETATION DISTURBED EXCEPT AS NECESSARY FOR GRADING PURPOSES AND ONLY AS APPROVED BY THE ARCHITECT/ENGINEER.
2. IT IS THE OWNER'S INTENT TO PRESERVE ALL THE EXISTING SITE VEGETATION OUTSIDE THE LIMITS OF GRADING.
3. ALL TREES, INCLUDING YOUNG SAPLINGS, PINES, AND UNDERSTORY SPECIES ARE TO BE PROTECTED AND SAVED IF THEY FALL OUTSIDE THE LIMITS OF GRADING, EVEN IF THEY ARE NOT LOCATED OR IDENTIFIED ON THE SURVEY.
4. SELECTIVE CLEARING BEYOND THE LIMITS OF GRADING SHALL CONSIST OF REMOVAL OF HONEYSUCKLE, HERBACEOUS SHRUBS, POISON IVY, AND NOXIOUS WEEDS. GRASS SHALL BE SOWN ON THE WHOLE SITE AFTER PREPARATION, AS NOTED IN THE SPECIFICATIONS.
5. TOPSOIL SHALL BE STRIPPED FROM ALL CUT AND FILL AREAS, STOCKPILED AND REDISTRIBUTED OVER-GRADED AREAS TO A MINIMUM DEPTH OF 6 INCHES. STOCKPILES SHALL BE FREE DRAINING AND PROVIDE EROSION AND SEDIMENTATION CONROLS AROUND STOCKPILES.
6. ALL GRADED AREAS SHALL BE SEEDED AND MULCHED WITHIN 7 DAYS AFTER GRADING IS COMPLETED.
7. CONSTRUCT TEMPORARY EROSION CONTROL AS SHOWN ON THE DRAWING PRIOR TO BEGINNING GRADING OPERATIONS.
8. ALL DRAINAGE STRUCTURES, PIPES WITHIN THE LIMITS OF CONTRUCTION, AND DETENTION PONDS SHALL HAVE SEDIMENT REMOVED PRIOR TO FINAL ACCEPTANCE.
9. SILT BARRIERS SHALL BE CLEANED OF ACCUMULATED SEDIMENT WHEN APPROXIMATELY 50% FILLED.
10. ALL LOCATIONS OF TEMPORARY EROSION CONTROL DEVICES SHALL BE SUBJECT TO ADJUSTMENT AS DIRECTED BY THE ARCHITECT/ENGINEER.
11. WHEN THE TEMPORARY EROSION CONTROL DEVICES ARE NO LONGER REQUIRED FOR THE INTENDED PURPOSE (IN THE ARCHITECT/ENGINEER'S OPINION), THEY SHALL BE REMOVED.
12. REPLACE DAMAGED AND WORN OUT SILT BARRIERS AS DIRECTED BY THE ARCHITECT/ENGINNER.
13. THE CONTRACTOR SHALL PROTECT ALL TREES DESIGNATED TO REMAIN. DO NOT OPERATE OR STORE HEAVY EQUIPMENT, NOR HANDLE/STORE MATERIALS, WITHIN THE DRIPLINES OF TREES.
14. TOP OF GRATE ELEVATIONS FOR CURB INLETS ARE GIVEN TO THE CENTER OF THE INLETS AT THE FACE OF CURB. THE GRATES SHALL SLOPE LONGITUDINALLY WITH THE PAVEMENT GRADE. ADJUST THE CASTING TO FALL ALONG THE CURB LINE.
15. THE CONTRACTOR SHALL VERIFY THE EXACT LOCATION OF ALL EXISTING UTILITIES, PROTECT UTILITIES TO REMAIN, AND REPAIR CONTRACTOR-CAUSED DAMAGE ACCORDING TO LOCAL STANDARDS AT CONTRACTOR'S EXPENSE.
16. NOTIFY LOCAL UTILITY LOCATOR SERVICE OF INTENDED EXCAVATION/UTILITY TRENCHING OPERATIONS.
17. IN THE EVENT OF ANY DISCREPANCIES FOUND IN THE DRAWINGS OR IF PROBLEMS ARE ENCOUNTERED DURING CONSTRUCTION, THE CONTRACTOR SHALL NOTIFY THE ARCHITECT/ENGINNER BEFORE PROCEEDING WITH THE WORK.
18. THE CONTRACTOR SHALL GIVE ALL NECESSARY NOTICES AND OBTAIN ALL PERMITS.
19. SPOT ELEVATIONS AND CONTOURS REPRESENT PROPOSED FINISHED GRADE ELEVATIONS.
20. CONTRACTOR SHALL VERIFY EXISTING ELEVATIONS AND INVERTS PRIOR TO BEGINNING WORK.
21. EXCESS MATERIAL SHALL BE DISPOSED OF BY THE CONTRACTOR OFF THE OWNER'S PROPERTY AT NO ADDITIONAL COST IN A LEGAL MANNER.
22. CONTOUR LINES AND SPOT ELEVATIONS ARE THE RESULT OF A DETAILED ENGINEERING GRADING DESIGN AND REFLECT A PLANNED INTENT WITH REGARD TO DRAINAGE. SHOULD THE CONTRACTOR HAVE ANY QUESTION OF THIS INTENT OR ANY PROBLEMS WITH CONTINUITY OF GRADES, THE ARCHITECT/ENGINEER SHALL BE CONTACTED PRIOR TO BEGINNING WORK.
23. EXISTING MANHOLE CASTINGS TO REMAIN SHALL BE RESET TO MATCH NEW GRADE.
24. ALL CURBS AND SIDEWALKS SHALL BE BACKFILLED WITH TOPSOIL, AND SEEDED AND MULCHED, UNLESS OTHERWISE NOTED.
25. ALL PIPES SHALL BE BACKFILLED WITH SATISFACTORY MATERIAL COMPACTED TO 98% OF MAXIMUM PER ASTM D698.
26. ALL STORM DRAINAGE PIPE SHALL BE R.C.P UNLESS OTHERWISE NOTED, AND COMPLETELY WRAPPED WITH TYPE V FILTER FABRIC AT ALL JOINTS. FILTER FABRIC SHALL BE 18" WIDE AND OVERLAP 8". LIFT HOLES SHALL BE GROUTED AND SEALED WATER TIGHT AND COVERED WITH FILTER FABRIC. PIPE LENGTHS SHOWN ARE APPROXIMATE.
27. ALL CUT AND FILL SLOPES TO BE 3:1 MAXIMUM, UNLESS OTHERWISE NOTED.
28. ALL HEADWALLS SHALL HAVE A MINIMUM 10'x20'x1.5' RIP-RAP APRON INSTALLED USING 8" MIN. DIAMETER STONE, UNLESS OTHERWISE SPECIFIED.
29. SATISFACTORY TOPSOIL IS DEFINED AS SOIL BEING FREE OF SUBSOIL, CLAY LUMPS, STONES, AND OTHER OBJECTS OVER 1 INCH IN DIAMETER, OR CONTAMINANTS.
30. AFTER STRIPPING TOPSOIL, PROOFROLL SUBGRADE WITH A LOADED DUMP TRUCK WITH A MINIMUM WEIGHT OF 20 TONS.
31. FINISH GRADES TOLERANCES ARE 0.10 FOOT ABOVE OR BELOW DESIGN ELEVATIONS
32. CONSULT SUBSURFACE REPORT, PREPARED BY BURNS COOLEY DENNIS FOR ADDITIONAL REQUIREMENTS.
33. PROVIDE TEMPORARY SEEDING ON STOCKPILES AND ALL OTHER AREAS OF THE SITE THAT WILL REMAIN UNDISTURBED FOR 30 DAYS OR MORE.
34. MAXIMUM SLOPES IN ALL DIRECTIONS OF HANDICAP PARKING SPACES/AISLES SHALL BE 2%.

Revisions

#	Date	Nature	By	App'd.

Project No. M-2586-1	Designed By R.C.M.
Date 06-19-2019	Drawn By C.F.
Scale SEE ABOVE	Checked By R.C.M.

CENTRAL MISSISSIPPI MLS

M^cMASTER & ASSOCIATES, INC.
CIVIL ENGINEERS & LAND SURVEYORS
212 WATERFORD SQUARE
SUITE 300
MADISON, MS 39110
601.605.1090

PRELIMINARY NOT FOR CONSTRUCTION

GENERAL NOTES

C0.1

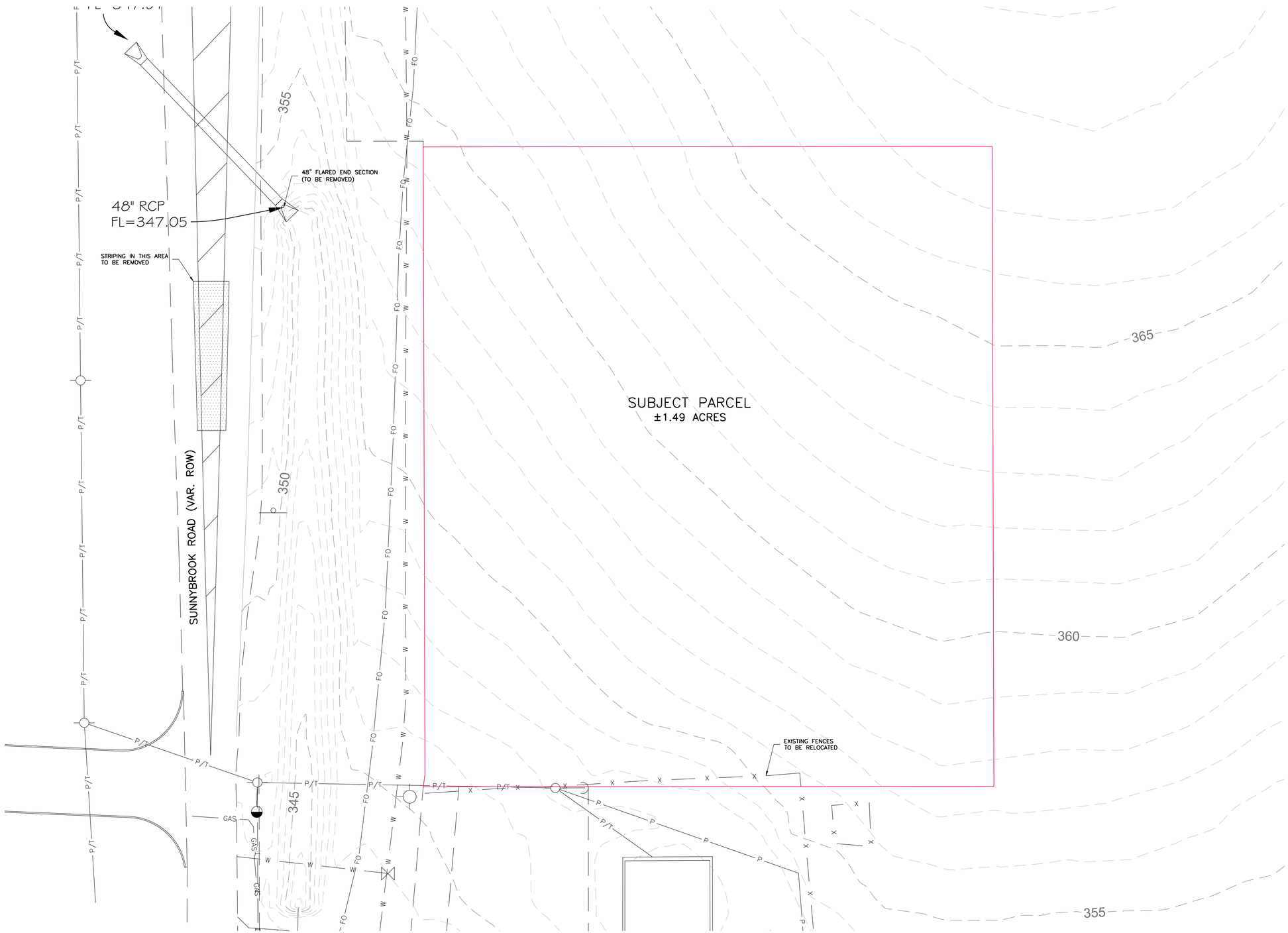

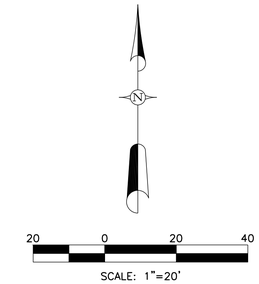

NOTES:

1. SEE ELECTRICAL PLANS FOR DEMOLITION REQUIREMENTS.
2. SEE MECHANICAL PLANS FOR DEMOLITION REQUIREMENTS.

Revisions				
#	Date	Nature	By	App'd.

Project No. M-2586-1	Designed By R.C.M.
Date 06-19-2019	Drawn By C.F.
Scale SEE ABOVE	Checked By R.C.M.

CENTRAL MISSISSIPPI MLS

McMASTER & ASSOCIATES, INC.
CIVIL ENGINEERS & LAND SURVEYORS
212 WATERFORD SQUARE
SUITE 300
MADISON, MS 39110
601.605.1090

PRELIMINARY
NOT FOR
CONSTRUCTION

EXISTING CONDITIONS AND DEMO PLAN

C0.2

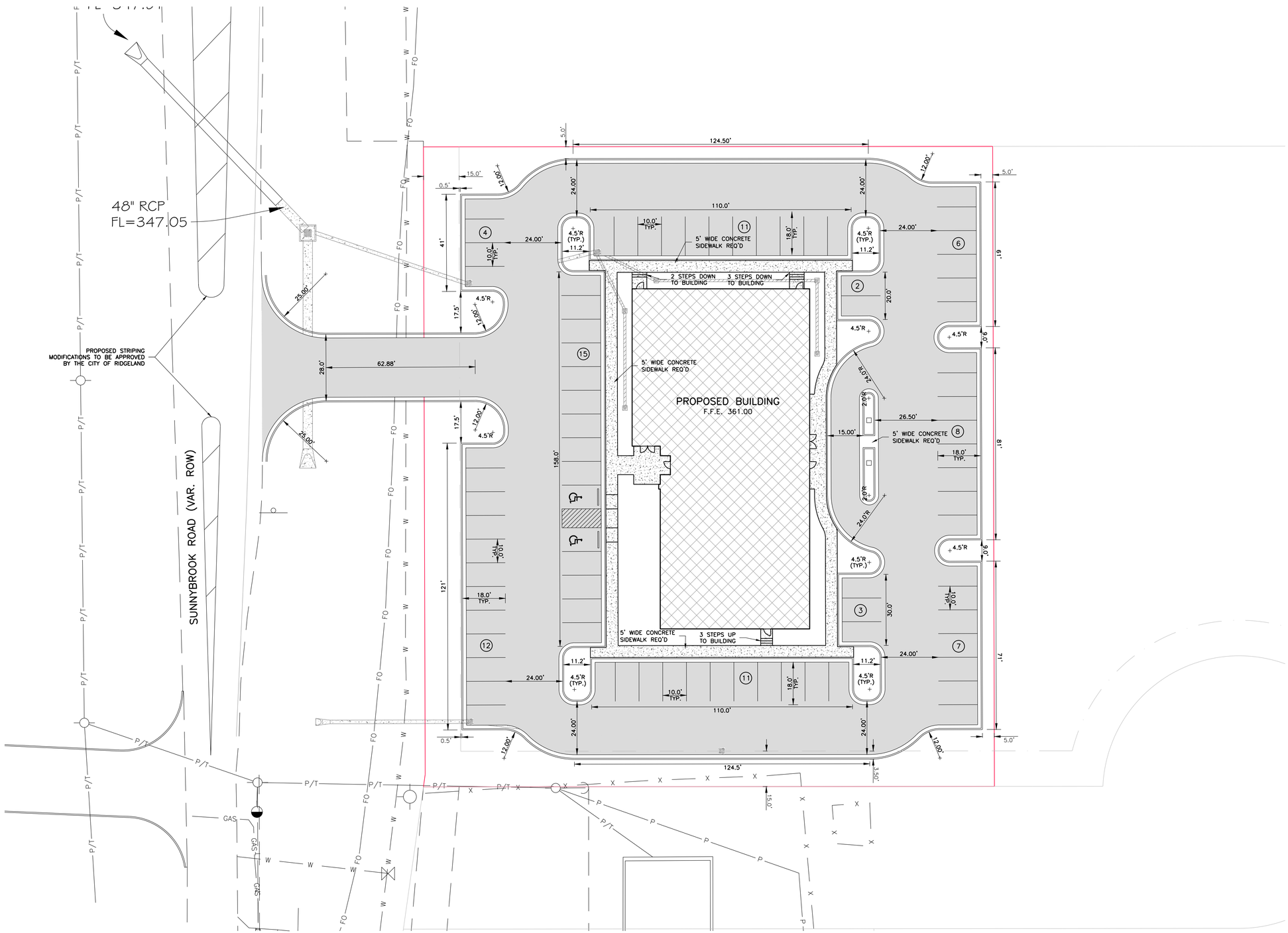

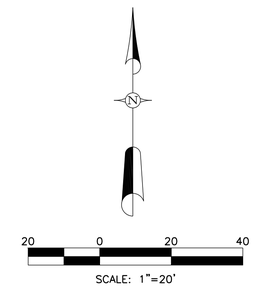

LEGEND

- PROPOSED LIGHT-DUTY ASPHALT PAVEMENT
- PROPOSED HEAVY-DUTY ASPHALT PAVEMENT
- PROPOSED HEAVY-DUTY CONCRETE PAVEMENT
- PROPOSED CONCRETE PAVEMENT
- PROPOSED BUILDING

NOTES:

1. THE TOTAL AREA OF THIS DEVELOPMENT IS 1.49 AC./64,904.4 S.F., MORE OR LESS. THE BREAKDOWN OF THIS AREA IS AS FOLLOWS:
   PERVIOUS – 15,157.4 S.F.
   IMPERVIOUS – 49,747 S.F.
   TOTAL – 64,904.4 S.F.
2. BUILDING SETBACKS: ALL SETBACKS ARE SUBJECT TO SITE PLAN REVIEW
3. THIS BUILDING WILL BE UTILIZED AS A CLASS "A" PROFESSIONAL OFFICE
4. PARKING SPACES REQ'D. – 1 SPACE PER 300 SQ. FT. OF GROSS FLOOR AREA
   9,793 SQ. FT. x 1 SPACE PER 300 SQ. FT. = 33 SPACES
   PARKING SPACES PROVIDED – 84 SPACES
5. MAXIMUM BUILDABLE AREA – SUBJECT TO SITE PLAN REVIEW
   BUILDABLE AREA PROVIDED – 77% OF GROSS LOT AREA.
6. THIS PROPERTY IS ZONED MU-1 IN THE CITY OF RIDGELAND.
7. THIS PROPERTY IS LOCATED IN ZONE X, ACCORDING TO F.I.R.M. COMMUNITY PANEL NO. 28089C0559F, DATED MARCH 17, 2010.
8. ALL CONSTRUCTION WILL BE IN ACCORDANCE WITH THE CITY OF RIDGELAND SPECIFICATIONS.
9. DOMESTIC WATER SERVICE, FIRE PROTECTION, AND SEWER SERVICE WILL BE PROVIDED BY THE CITY OF RIDGELAND.
10. ALL SIGNING AND STRIPING SHALL CONFORM TO THE CITY OF RIDGELAND SPECIFICATIONS.
11. SEE MECHANICAL, ELECTRICAL, ARCHITECTURAL, AND LANDSCAPE DRAWINGS FOR FURTHER REQUIREMENTS AND COORDINATION.

Revisions

#	Date	Nature	By	App'd.

Project No. M-2586-1	Designed By R.C.M.
Date 06-19-2019	Drawn By C.F.
Scale SEE ABOVE	Checked By R.C.M.

CENTRAL MISSISSIPPI MLS

McMASTER & ASSOCIATES, INC.
CIVIL ENGINEERS & LAND SURVEYORS
212 WATERFORD SQUARE
SUITE 300
MADISON, MS 39110
601.605.1090

PRELIMINARY NOT FOR CONSTRUCTION

SITE PLAN

C1.1

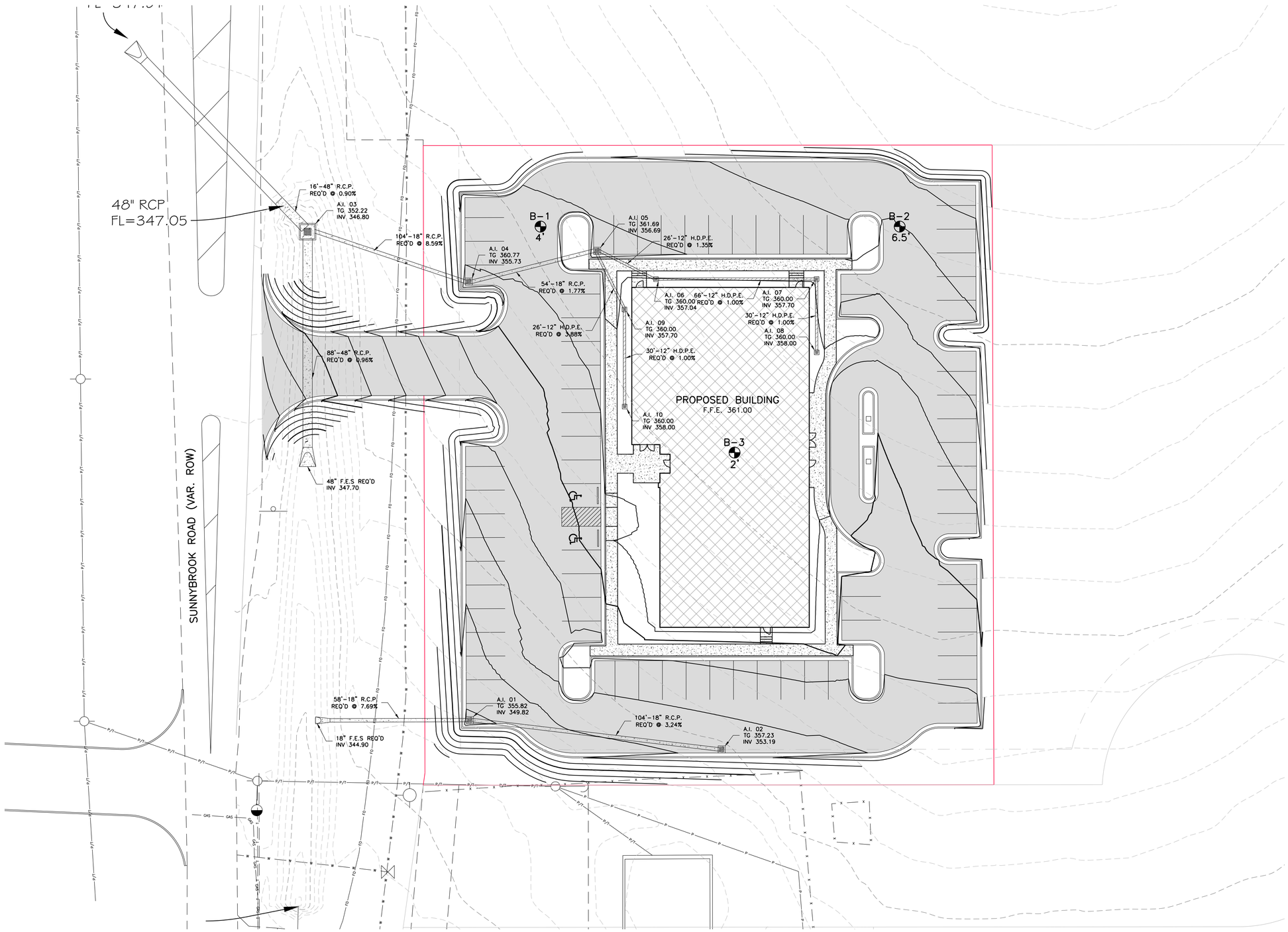

Revisions				
#	Date	Nature	By	App'd.

Project No. M-2586-1	Designed By R.C.M.
Date 06-19-2019	Drawn By C.F.
Scale SEE ABOVE	Checked By R.C.M.

CENTRAL MISSISSIPPI MLS

McMASTER & ASSOCIATES, INC.
CIVIL ENGINEERS & LAND SURVEYORS
212 WATERFORD SQUARE
SUITE 300
MADISON, MS 39110
601.605.1090

PRELIMINARY NOT FOR CONSTRUCTION

GRADING AND DRAINAGE

C2.2

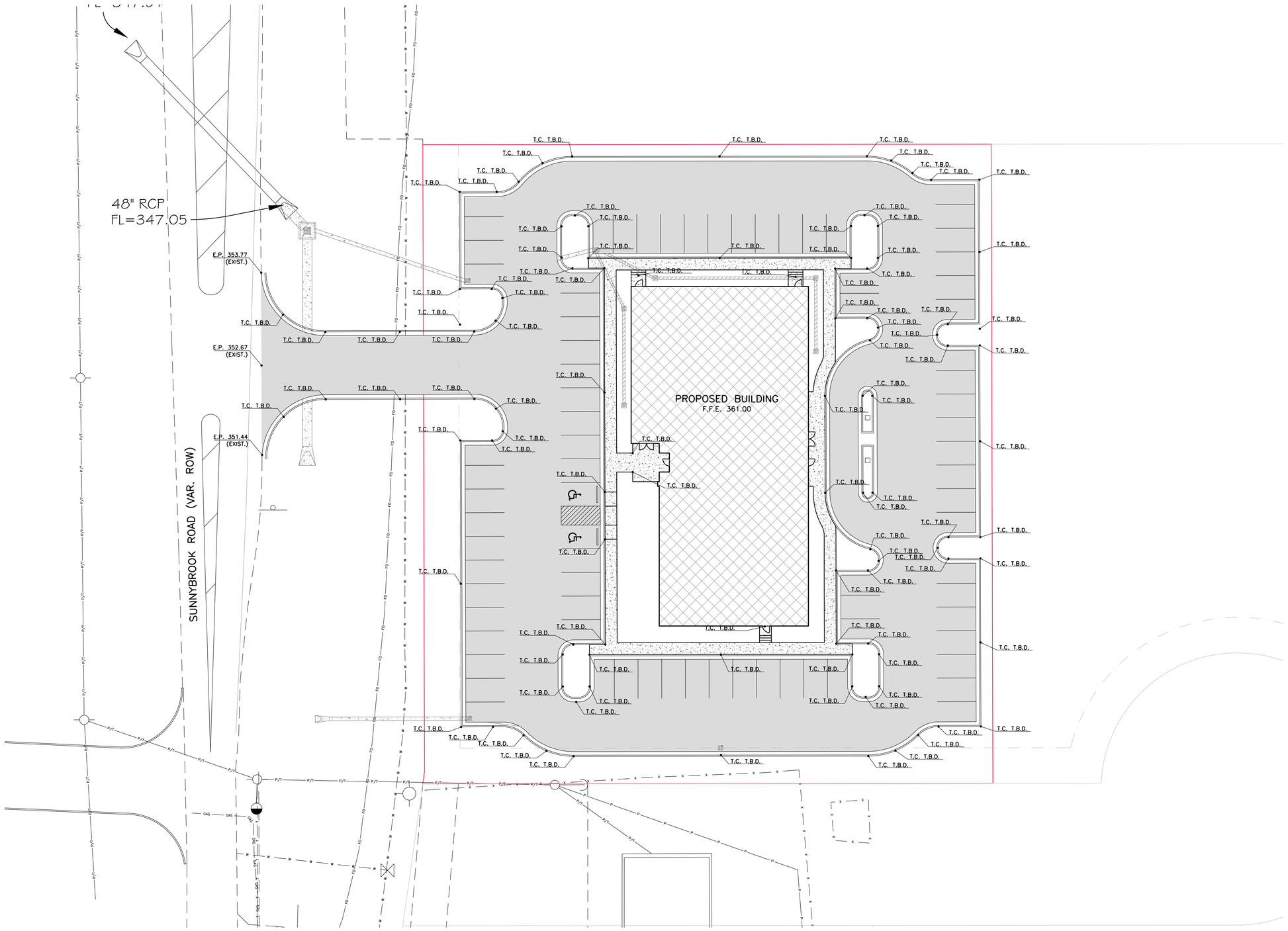

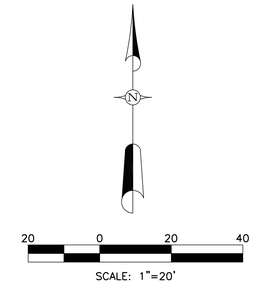

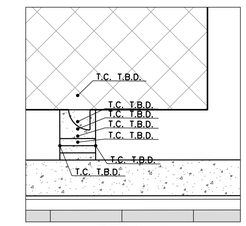

DETAIL A

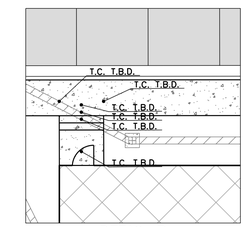

DETAIL B

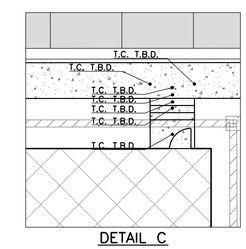

DETAIL C

LEGEND

E.C. 344.00	PROPOSED EDGE OF CONCRETE PAVEMENT ELEVATION
T.C. 344.00	PROPOSED TOP OF CURB ELEVATION
T.S. 344.00	PROPOSED TOP OF SIDEWALK ELEVATION
T.W. 344.00	PROPOSED TOP OF SITE WALL ELEVATION

Revisions

#	Date	Nature	By	App'd.

Project No. M-2586-1	Designed By R.C.M.
Date 06-19-2019	Drawn By C.F.
Scale SEE ABOVE	Checked By R.C.M.

CENTRAL MISSISSIPPI MLS

McMASTER & ASSOCIATES, INC.
CIVIL ENGINEERS & LAND SURVEYORS
212 WATERFORD SQUARE
SUITE 300
MADISON, MS 39110
601.605.1090

PRELIMINARY NOT FOR CONSTRUCTION

SPOT ELEVATIONS

C2.1

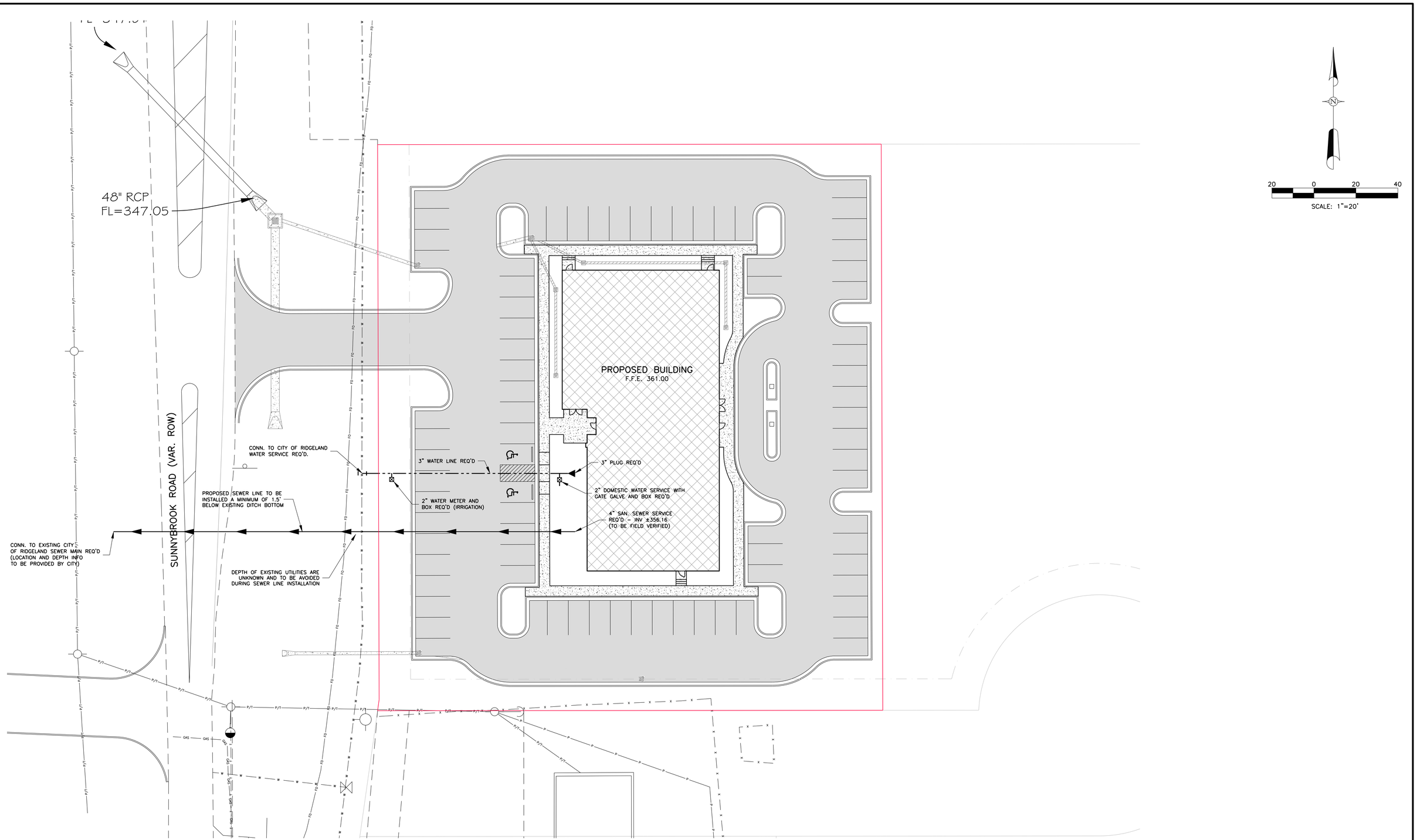

Revisions				
#	Date	Nature	By	App'd.

Project No. M-2586-1	Designed By R.C.M.
Date 06-19-2019	Drawn By C.F.
Scale SEE ABOVE	Checked By R.C.M.

CENTRAL MISSISSIPPI MLS

McMASTER & ASSOCIATES, INC.
CIVIL ENGINEERS & LAND SURVEYORS
212 WATERFORD SQUARE
SUITE 300
MADISON, MS 39110
601.605.1090

PRELIMINARY NOT FOR CONSTRUCTION

UTILITY PLAN

C3.1

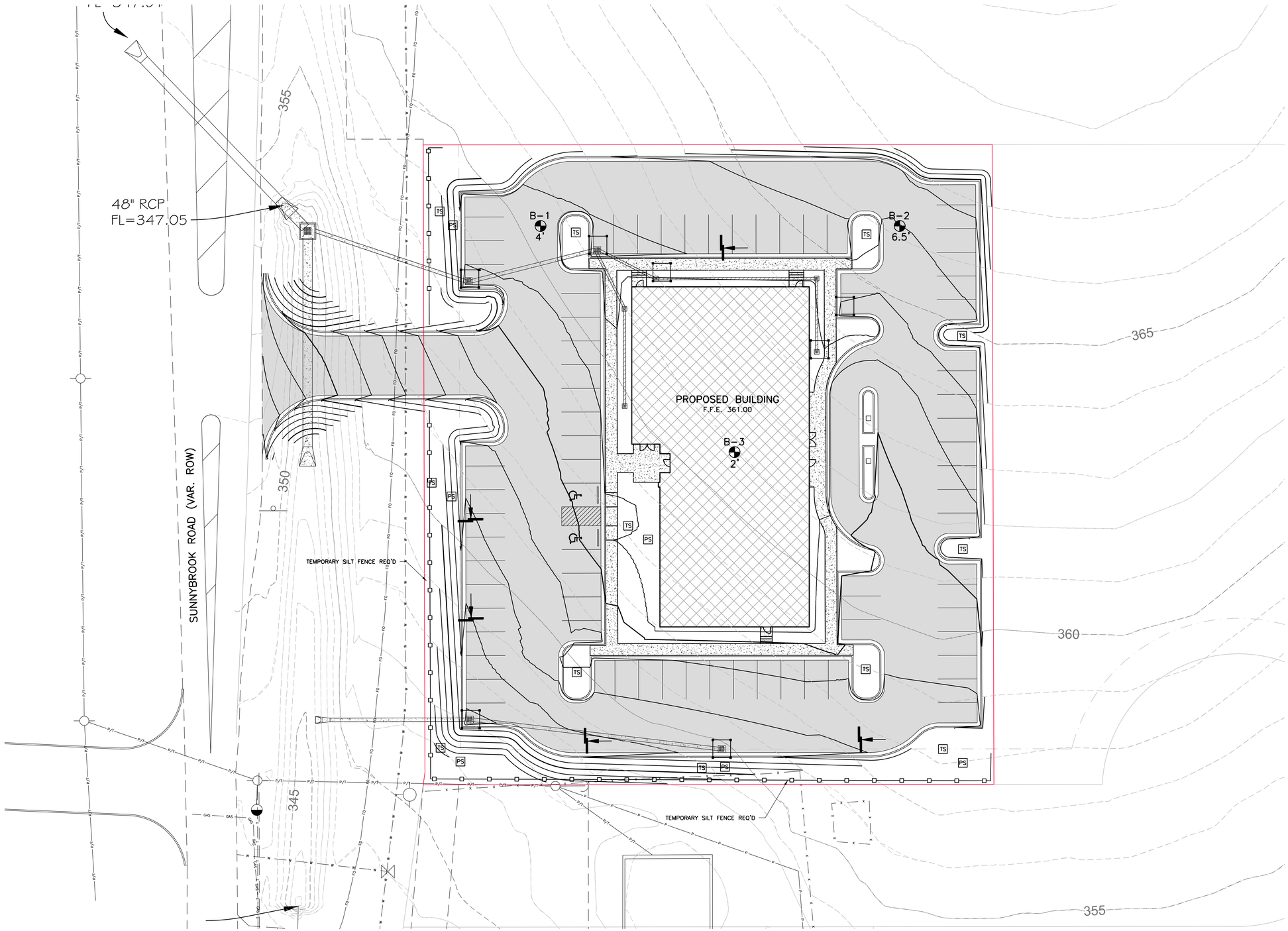

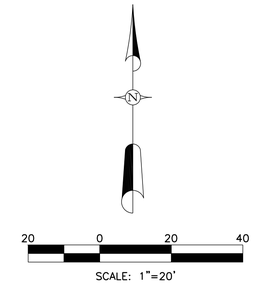

PERMANENT EROSION CONTROL PRACTICES

RR	RIPRAP
TS	TEMPORARY SEEDING
PS	PERMANENT SEEDING
WSF	WATTLE AND SILT FENCE

TEMPORARY EROSION CONTROL PRACTICES

	STORM DRAIN INLET PROTECTION (SILT FENCE, WATTLE)
	SILT FENCE
	EROSION CHECK (WATTLE)
	STONE FILTER RING

NOTES:

CONTRACTOR SHALL KEEP ALL EXISTING STREETS FREE AND CLEAN OF DEBRIS AND SEDIMENT DURING CONSTRUCTION.

ALL CURB AND AREA INLETS SHALL BE PROTECTED BY SILT FENCE AND WATTLES FOLLOWING INSTALLATION. CONTRACTOR SHALL MAINTAIN INLET PROTECTION UNTIL FINAL STABILIZATION.

FOLLOW PLANNING AND DESIGN MANUAL (DEQ) FOR STORMWATER MANAGEMENT.

Revisions

#	Date	Nature	By	App'd.

Project No. M-2586-1	Designed By R.C.M.
Date 06-19-2019	Drawn By C.F.
Scale SEE ABOVE	Checked By R.C.M.

CENTRAL MISSISSIPPI MLS

McMASTER & ASSOCIATES, INC.
CIVIL ENGINEERS & LAND SURVEYORS
212 WATERFORD SQUARE
SUITE 300
MADISON, MS 39110
601.605.1090

PRELIMINARY NOT FOR CONSTRUCTION

EROSION CONTROL

C4.1

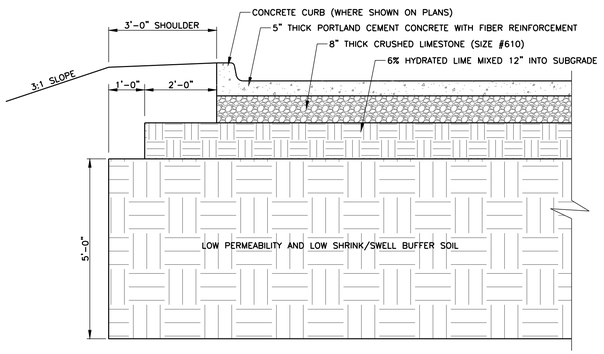

HEAVY DUTY PORTLAND CEMENT CONCRETE PAVEMENT SECTION

N.T.S.

NOTE: FILL MATERIALS SHOULD CONSIST OF SELECT NON-ORGANIC AND DEBRIS-FREE SILTY CLAYS (CL) HAVING A PLASTICITY INDEX (PI) WITHIN THE RANGE OF 10 TO 24, A LIQUID LIMIT LESS THAN 45, AND NOT LESS THAN 70% FINES PASSING THE 200 SIEVE. THE USE OF SANDS (SC, SM OR SP) AS SELECT FILL MATERIALS SHALL NOT BE ALLOWED. (SEE GEOTECHNICAL REPORT FOR FURTHER REQUIREMENTS)

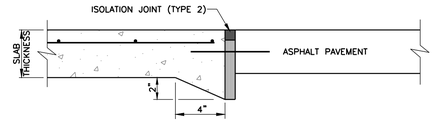

THICKENED EDGE WITH ISOLATION JOINT (TYPE 2)

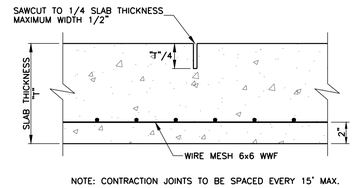

NOTE: CONTRACTION JOINTS TO BE SPACED EVERY 15' MAX.

CONTRACTION JOINTS IN CONCRETE

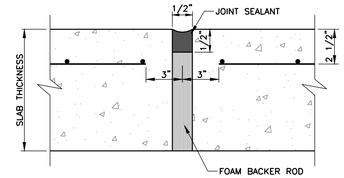

ISOLATION JOINT (TYPE 1)

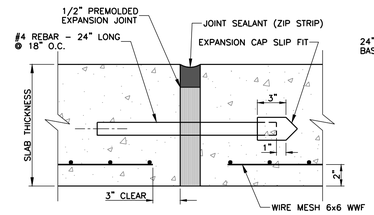

NOTE: EXPANSION JOINTS TO BE SPACED EVERY 50' MAX.

EXPANSION JOINTS IN CONCRETE

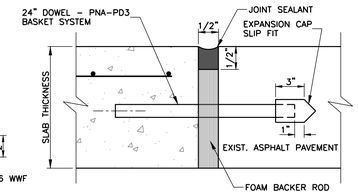

ISOLATION JOINT (TYPE 2)

CONCRETE JOINT DETAILS

N.T.S.

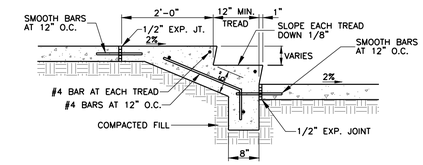

NOTE: VERIFY NO. OF RISERS REQUIRED

DETAIL OF CONCRETE STEPS

N.T.S.

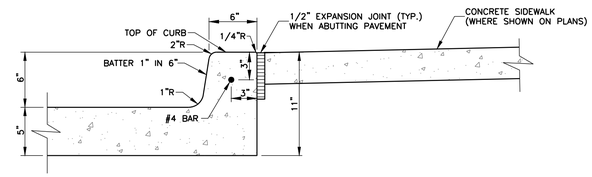

CONCRETE CURB DETAIL

N.T.S.

NOTES:

1. CONCRETE SHALL BE 4,000 P.S.I. MINIMUM.
2. PROVIDE CONTRACTION JOINTS AT 10'-0" O.C. AND EXPANSION JOINTS AT 40'-0" O.C.
3. CONTRACTION JOINTS SHALL BE A MINIMUM OF 1" OF DEPTH AND A MAXIMUM OF 1/4 DEPTH OF THE PAVEMENT. EDGES SHALL BE TOOLED TO A 1/4" RADIUS.
4. EXPANSION JOINTS SHALL BE 1/2" IN WIDTH AND FILLED WITH PREMOULDED EXPANSION JOINT FILLER TO WITHIN 1/2" OF THE SURFACE. EDGES SHALL BE TOOLED TO A 1/4" RADIUS AND SEALED FLUSH WITH AN APPROVED SEALANT.

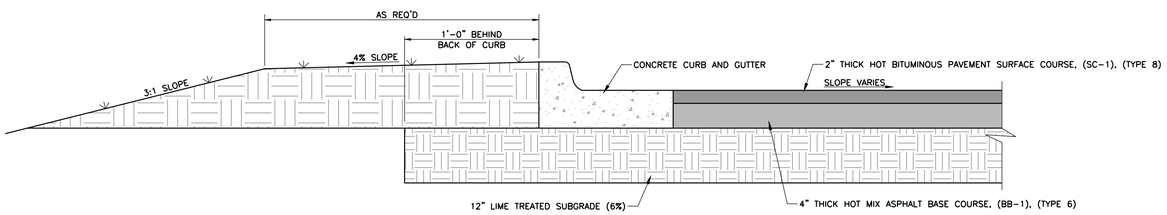

LIGHT-DUTY ASPHALT PAVEMENT

N.T.S.

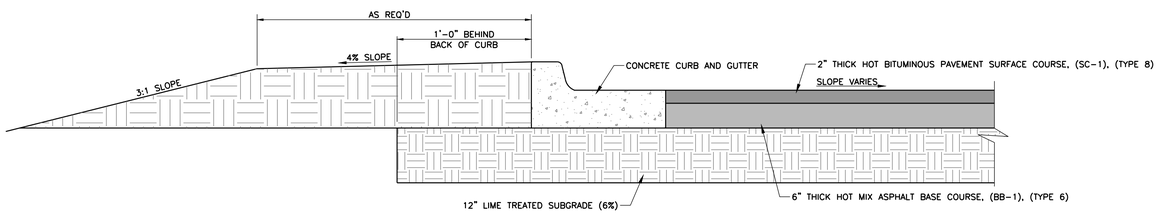

HEAVY-DUTY ASPHALT PAVEMENT

N.T.S.

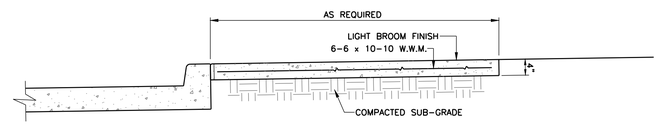

CONCRETE SIDEWALK DETAIL

N.T.S.

NOTES:

1. PROVIDE CONTRACTION JOINTS AT 6'-0" O.C. AND EXPANSION JOINTS AT 48'-0" O.C., AND AT INTERSECTION OF WALKS.
2. CONTRACTION JOINTS SHALL BE A MINIMUM OF 1" OF DEPTH AND A MAXIMUM OF 1/4 DEPTH OF THE PAVEMENT. EDGES SHALL BE TOOLED TO A 1/4" RADIUS.
3. EXPANSION JOINTS SHALL BE 1/2" IN WIDTH AND FILLED WITH PREMOULDED EXPANSION JOINT FILLER TO WITHIN 1/2" OF THE SURFACE. EDGES SHALL BE TOOLED TO A 1/4" RADIUS AND SEALED FLUSH WITH AN APPROVED SEALANT.
4. MAX. SLOPE IN RUN OF SIDEWALKS TO BE 5% MAX. CROSSLOPE TO BE 2%.
5. SPECIFICATIONS FOR ALL CONCRETE AND REINFORCEMENT ARE AS FOLLOWS:
   CONCRETE: 4,000 PSI IN 28 DAYS
   REINFORCING STEEL: PER ASTM A-615, GRADE 60
6. PROVIDE FULL DEPTH EXPANSION JOINT IN ALL LOCATIONS WHERE SIDEWALK ABUTTS CURBS, INLETS, WALLS, FOUNDATIONS, AND OTHER FIXED OBJECTS.

Revisions				
#	Date	Nature	By	App'd.

Project No. M-2586-1	Designed By R.C.M.
Date 06-19-2019	Drawn By C.F.
Scale SEE ABOVE	Checked By R.C.M.

CENTRAL MISSISSIPPI MLS

McMASTER & ASSOCIATES, INC.
CIVIL ENGINEERS & LAND SURVEYORS
212 WATERFORD SQUARE
SUITE 300
MADISON, MS 39110
601.605.1090

PRELIMINARY NOT FOR CONSTRUCTION

MISC. DETAILS

C5.1

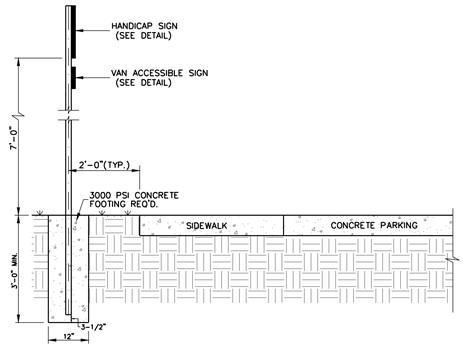

FOOTING DETAIL FOR HANDICAP PARKING SIGN
N.T.S.

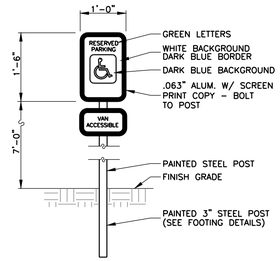

SIGN AT HANDICAP PARKING SPACE
N.T.S.

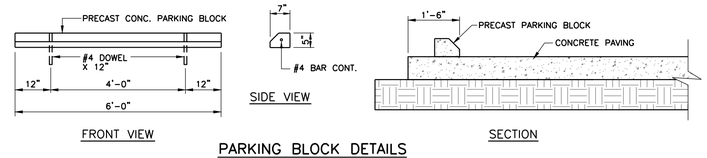

PARKING BLOCK DETAILS
N.T.S.

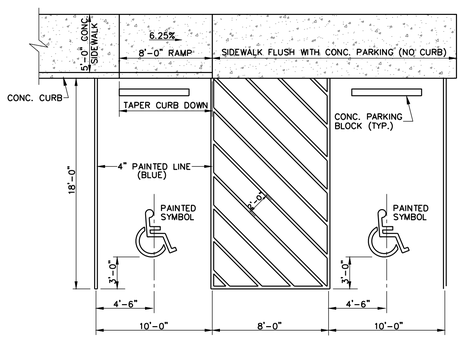

HANDICAP PARKING AND RAMP DETAILS
N.T.S.

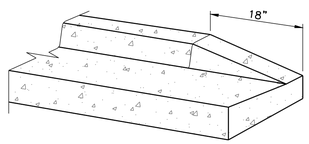

CURB END TRANSITION DETAIL

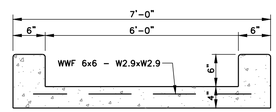

NOTE:
PROVIDE CONTROL JOINTS @ 5'-0" O.C. W/SEALANT.
PROVIDE EXPANSION JOINTS @ 30'-0" O.C. MAXIMUM W/SEALANT.

PAVED FLUME DETAIL
N.T.S.

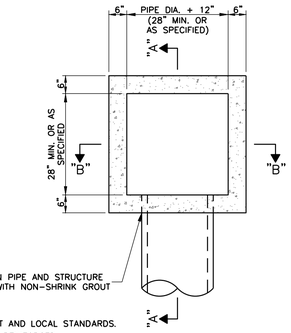

NOTES:
1. CASTING TYPE SHALL COMPLY WITH ALL PROJECT AND LOCAL STANDARDS.
2. CONCRETE TO BE 4,000 P.S.I. AT 28 DAYS AND REINFORCED WITH NO. 4, GRADE 60 BARS.

PLAN

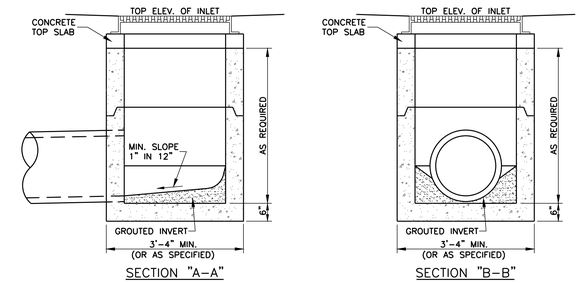

SINGLE PRECAST AREA INLET DETAILS
(LOCATED IN PAVEMENT OR CRAWL SPACE)
N.T.S.

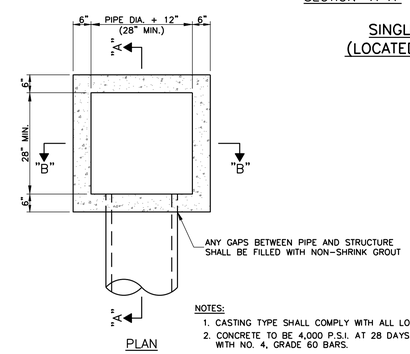

NOTES:
1. CASTING TYPE SHALL COMPLY WITH ALL LOCAL STANDARDS.
2. CONCRETE TO BE 4,000 P.S.I. AT 28 DAYS AND REINFORCED WITH NO. 4, GRADE 60 BARS.

PLAN

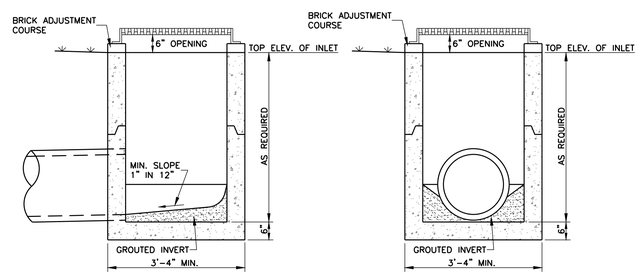

SINGLE PRECAST AREA INLET DETAILS
(LOCATED IN OPEN AREAS)
N.T.S.

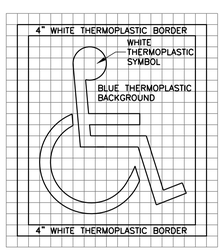

4"x4" GRID PROVIDED FOR LAYOUT OF SYMBOL. PROVIDE THERMOPLASTIC COLORS IN ACCORDANCE WITH ADA AND LOCAL REQUIREMENTS (TYPICALLY WHITE SYMBOL ON BLUE BACKGROUND INSIDE WHITE BORDER)

TYPICAL THERMOPLASTIC ACCESSIBLE SYMBOL FOR PAVEMENT
N.T.S.

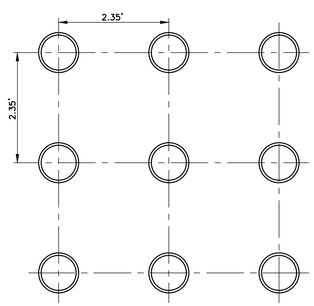

SQUARE PATTERN

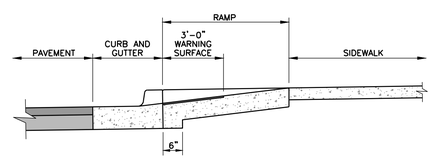

TYPICAL DETECTABLE WARNING INSTALLATION

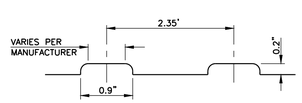

TRUNCATED DOME PROFILE

NOTES:
1. LANDINGS WILL PROVIDE A LEVEL AREA (LESS THAN 2% GRADE OR CROSS SLOPE) AT APPROXIMATE STREET ELEVATION. A 4 FOOT SQUARE LEVEL LANDING IS THE REQUIRED MINIMUM.
2. ALL SIDEWALK RAMPS REQUIRE DETECTABLE WARNINGS.
3. ANY DRIVEWAY 24' OR GREATER REQUIRES ADA SIDEWALK TREATMENTS WITH DETECTABLE WARNINGS WHICH WILL BE INCIDENTAL TO THE ENTRANCE CONSTRUCTION.
4. DETECTABLE WARNINGS SHALL BE INCIDENTAL TO SIDEWALK CONSTRUCTION.
5. DETECTABLE WARNING SURFACE BEGINS AT THE BACK OF CURB.

DETECTABLE WARNING DETAILS
N.T.S.

Revisions				
#	Date	Nature	By	App'd.

Project No. M-2586-1	Designed By R.C.M.
Date 06-19-2019	Drawn By C.F.
Scale SEE ABOVE	Checked By R.C.M.

CENTRAL MISSISSIPPI MLS

McMASTER & ASSOCIATES, INC.
CIVIL ENGINEERS & LAND SURVEYORS
212 WATERFORD SQUARE
SUITE 300
MADISON, MS 39110
601.605.1090

PRELIMINARY
NOT FOR
CONSTRUCTION

MISC.
DETAILS

C5.2

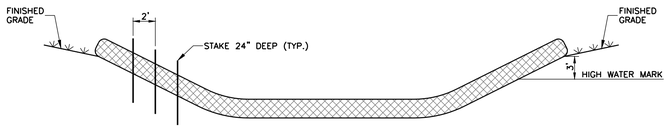

WATTLE INSTALLATION CRITERIA:

MAY BE INSTALLED FLAT ON THE GROUND OR ENTRENCHED.

MAY BE INSTALLED OVER BARE SOIL OR OVER EROSION CONTROL BLANKETS AND ON STEEP SLOPES.

SHOULD REMAIN IN PLACE UNTIL VEGETATION IS FULLY ESTABLISHED AND CAN SURVIVE ON ITS OWN.

TYPICALLY SECURED TO THE SUBGRADE SOIL USING A 1-INCH BY 1-INCH WOOD STAKE. STAKES SHOULD BE PLACED EVERY TWO FEET ACROSS THE LENGTH OF THE SEDIMENT TUBE. STAKES SHOULD BE INTERTWINED WITH OUTER MESH ON THE DOWNSTREAM SIDE AND DRIVEN INTO THE GROUND A MINIMUM OF 24 INCHES.

WATTLES PLACED IN SWALES OR CHANNEL BOTTOMS SHOULD CONTINUE UP THE SIDE SLOPES THREE FEET ABOVE THE ANTICIPATED HIGH WATER MARK AND PERPENDICULAR TO THE FLOW OF WATER.

WATTLE INSTALLATION DETAIL
N.T.S.

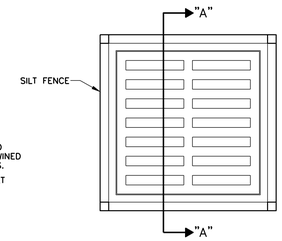

PLAN VIEW

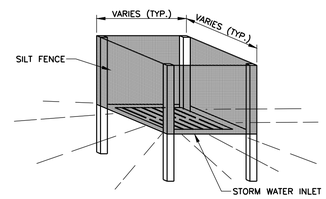

ISOMETRIC VIEW

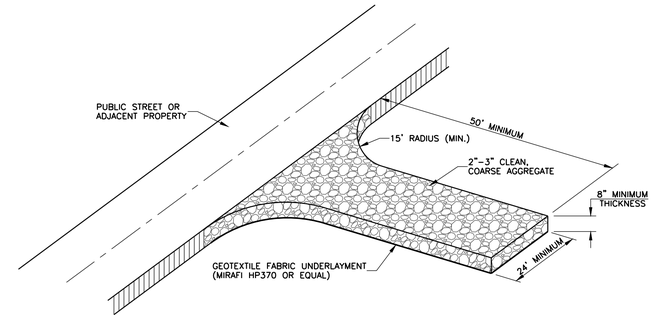

ISOMETRIC VIEW

CONSTRUCTION ENTRANCE DETAIL
N.T.S.

NOTES:
1. INSTALLATION AND MATERIALS SHALL COMPLY WITH FEDERAL, STATE, AND LOCAL CODE REQUIREMENTS. REFER TO SPECIFICATIONS.
2. REFER TO ARCHITECTURAL DRAWINGS FOR LOCATION, SIZE AND POSITION OF DOWNSPOUT. DOWNSPOUT MAY BE HIDDEN IN WALL, IN WALL RECESS OR EXPOSED ON WALL.

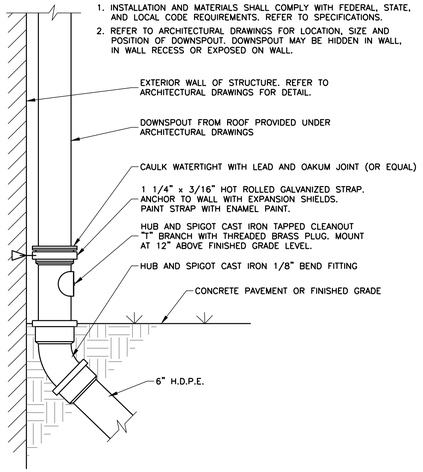

EXTERIOR DOWNSPOUT BOOT
N.T.S.

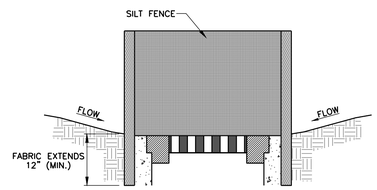

SECTION "A-A"

SILT FENCE INLET PROTECTION DETAILS
N.T.S.

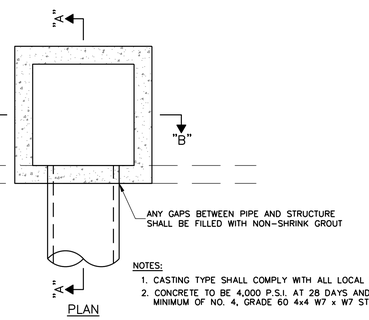

PLAN

NOTES:
1. CASTING TYPE SHALL COMPLY WITH ALL LOCAL STANDARDS.
2. CONCRETE TO BE 4,000 P.S.I. AT 28 DAYS AND REINFORCED WITH MINIMUM OF NO. 4, GRADE 60 4x4 W7 x W7 STEEL FABRIC.

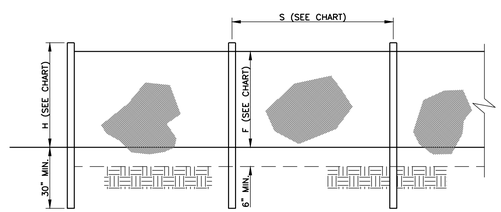

ELEVATION

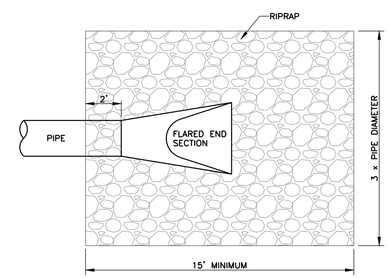

PLAN VIEW

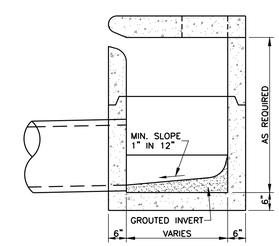

SECTION "A-A"

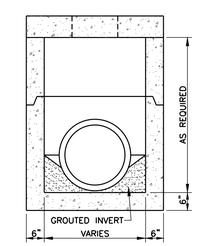

SECTION "B-B"

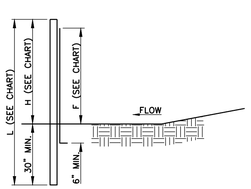

SECTION

POST SIZE, MATERIAL AND SPACING CHART		
	WITHOUT BACKING	WITH BACKING
MIN. LENGTH - L	58"	58"
MIN. HEIGHT - H	2'-0"	2'-0"
MAX. SPACING - S	6'-0"	6'-0"
MIN FABRIC WIDTH	28"	28"
MATERIAL	1.25 LB/FT. STEEL	1.25 LB/FT. STEEL
	WITHOUT BACKING	WITH BACKING
TENSILE STRENGTH (LBS. MIN.)(1) (ASTM D-4632)	WARP - 130 FILL - 100	WARP - 310 FILL - 200
ELONGATION (% MAX.) (ASTM D-4632)	20	------
AOS (APPARENT OPENING SIZE) (MAX. SIEVE SIZE) (ASTM D-4751)	#30	#70
FLOW RATE (GAL./MIN./SQ.FT) (COT-87) (MAX.)	4	18
% TRAVIOLET STABILITY (2) (ASTM D-4632 AFTER 300 HOURS WEATHERING IN ACCORDANCE WITH ASTM D-4355)	70	90
BURSTING STRENGTH (PSI MIN.) (ASTM D-3786 DIAPHRAM BURSTING STRENGTH TESTER)	250	400
MIN. FABRIC WIDTH (INCHES) - F-8"	36	36

(1) MINIMUM ROLL AVERAGE OF FIVE SPECIMENS
(2) PERCENT OF REQUIRED INITIAL MINIMUM STRENGTH

NOTES:
1. USE SILT FENCE WITHOUT BACKING UNLESS OTHERWISE NOTED.
2. SILT FENCE SHALL BE INSTALLED USING A MECHANICAL TRENCHING MACHINE.
3. FABRIC, IN AREAS WHERE ROCK PROHIBITS PROPER EMBEDMENT, SHALL BE SECURED BY PLACING CLEAN CRUSHED STONE OR SAND ALONG THE BASE OF THE FENCE, 20 POUNDS OF STONE OR SAND PER FOOT, MINIMUM.
4. FILTER FABRIC SHALL BE FASTENED TO POSTS WITH A MINIMUM OF FIVE WIRES OR PLASTIC ZIP TIES WITH A MINIMUM OF 50 LBS. TENSILE STRENGTH.
5. CONTRACTOR SHALL PERIODICALLY REMOVE ACCUMULATED SEDIMENT WHEN SEDIMENT DEPTH REACHES 12".

SILT FENCE INSTALLATION DETAILS
N.T.S.

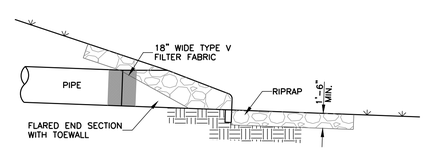

SECTION

FLARED END SECTION WITH RIPRAP DETAILS
N.T.S.

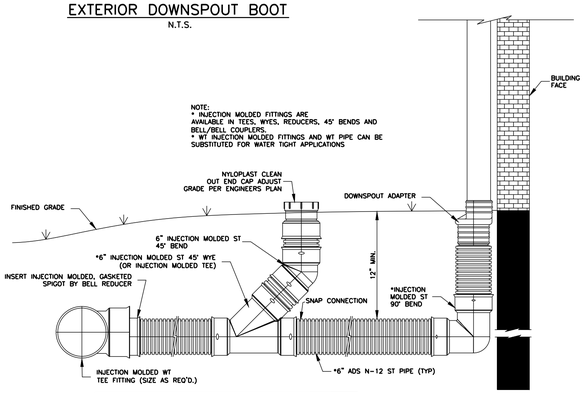

ADS STANDARD DETAILS DISCLAIMER: "ADVANCED DRAINAGE SYSTEMS, INC. ("ADS") HAS PROVIDED THIS STANDARD DETAIL OF DEMONSTRATE ADS RECOMMENDED INSTALLATION FOR ITS PRODUCTS FOR THE DEPICTED APPLICATION. IN ADDITION TO ADS' RECOMMENDATIONS, THERE MAY BE OTHER NATIONAL, STATE OR LOCAL SPECIFICATIONS THAT ARE PERTINENT TO THIS APPLICATION. ADS' STANDARD DETAIL IS NOT INTENDED TO SUPERSEDE ANY NATIONAL, STATE OR LOCAL SPECIFICATIONS, AND ADS RECOMENDS THAT THOSE REQUIREMENTS BE REVIEWED AND CONSULTED PRIOR TO THE INSTALLATION OF ADS' PRODUCTS. ADS HAS NOT AUTHORIZED, AND IT BEARS NO RESPONSIBILITY FOR, ANY REVISIONS, ALTERATIONS OR DEVIATIONS FROM THIS STANDARD DETAIL."

ROOF DRAIN DETAIL WITH CLEANOUT
N.T.S.

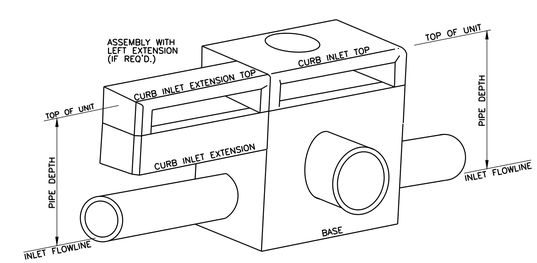

PRECAST CURB INLET DETAIL
N.T.S.

Revisions

#	Date	Nature	By	App'd.

Project No. M-2586-1	Designed By R.C.M.
Date 06-19-2019	Drawn By C.F.
Scale SEE ABOVE	Checked By R.C.M.

CENTRAL MISSISSIPPI MLS

McMASTER & ASSOCIATES, INC.
CIVIL ENGINEERS & LAND SURVEYORS
212 WATERFORD SQUARE
SUITE 300
MADISON, MS 39110
601.605.1090

PRELIMINARY NOT FOR CONSTRUCTION

MISC. DETAILS

C5.3

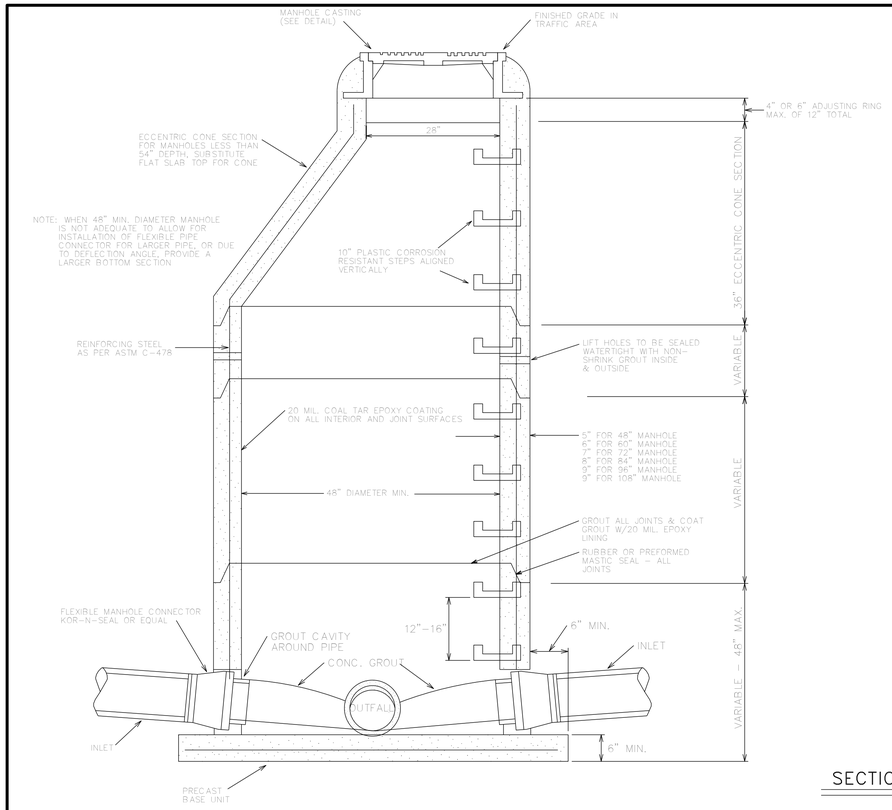

SECTION PRECAST CONCRETE MANHOLE

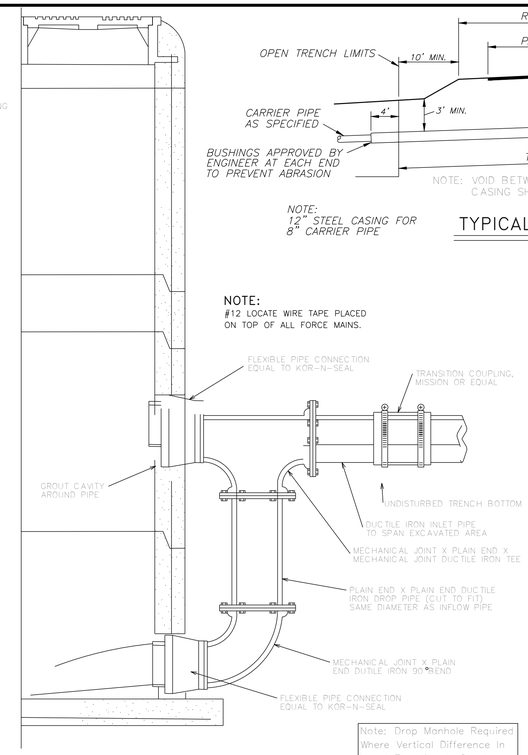

SECTION PRECAST CONCRETE MANHOLE

WITH DROP CONNECTION

(NOTE : INTERIOR STYLE DROP MANHOLE WILL BE ALLOWED)

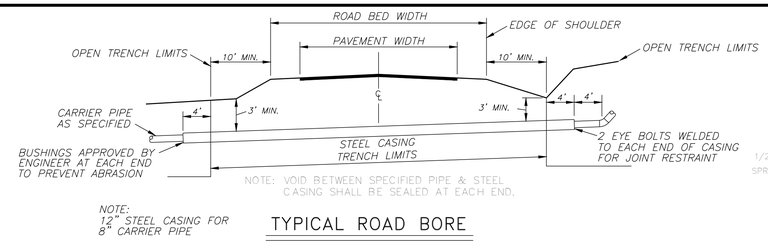

TYPICAL ROAD BORE

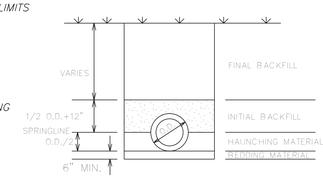

TYPE A
BEDDING / BACKFILL DETAILS
SEE SANITARY SEWER SPECIFICATIONS SECTIONS 2-06 AND 3-06

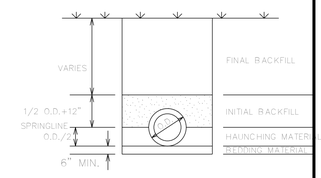

TYPE B
BEDDING / BACKFILL DETAILS
SEE SANITARY SEWER SPECIFICATIONS SECTIONS 2-06 AND 3-06

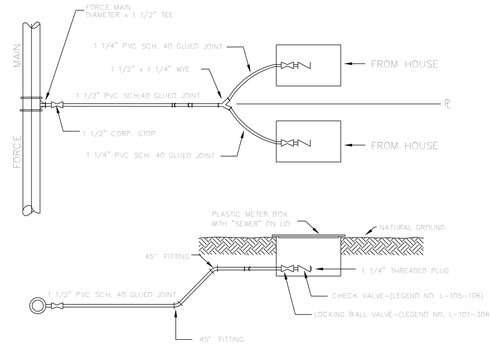

PRESSURE SEWER SERVICE CONNECTION

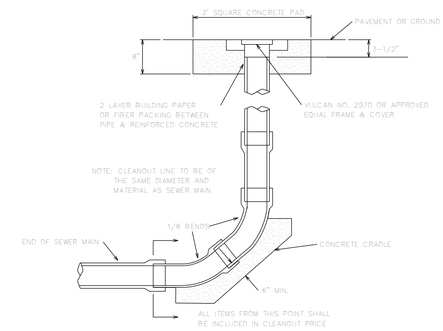

TERMINAL CLEANOUT

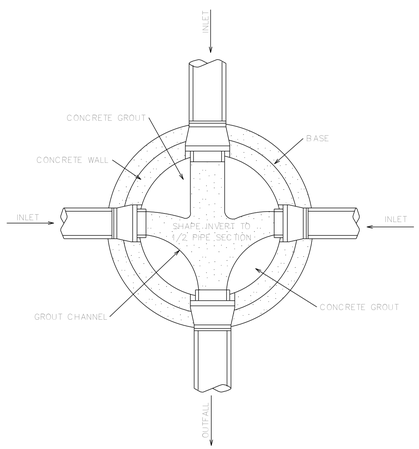

NOTE: CONCRETE GROUT INVERT SURFACES TO HAVE UNIFORM SMOOTH OR BRUSHED FINISH.

MANHOLE FLOW CHANNELS DETAIL

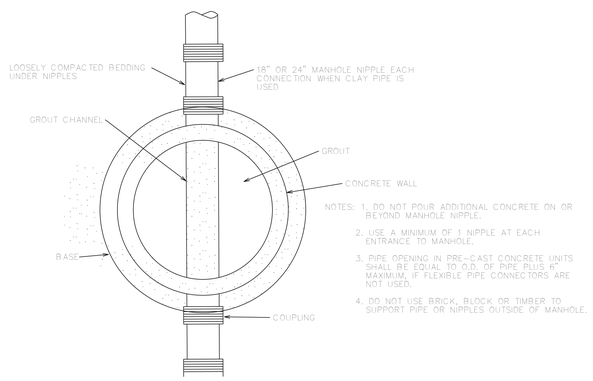

NOTES:
1. DO NOT POUR ADDITIONAL CONCRETE ON OR BEYOND MANHOLE NIPPLE.
2. USE A MINIMUM OF 1 NIPPLE AT EACH ENTRANCE TO MANHOLE.
3. PIPE OPENING IN PRE-CAST CONCRETE UNITS SHALL BE EQUAL TO O.D. OF PIPE PLUS 6" MAXIMUM. IF FLEXIBLE PIPE CONNECTORS ARE NOT USED.
4. DO NOT USE BRICK, BLOCK OR TIMBER TO SUPPORT PIPE OR NIPPLES OUTSIDE OF MANHOLE.

TYPICAL PIPE CONNECTION

TO MANHOLE

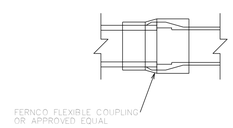

JOINTING DISSIMILAR PIPES

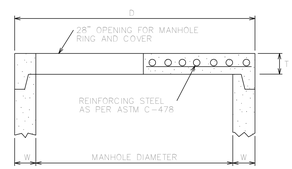

DIMENSION TABLE			
PIPE DIAMETER	W	D	T
48"	3"	58"	6"
60"	6"	72"	8"
72"	7"	86"	8"
84"	8"	100"	8"
96"	9"	114"	8"
108"	10"	126"	8"

FLAT SLAB MANHOLE TOP

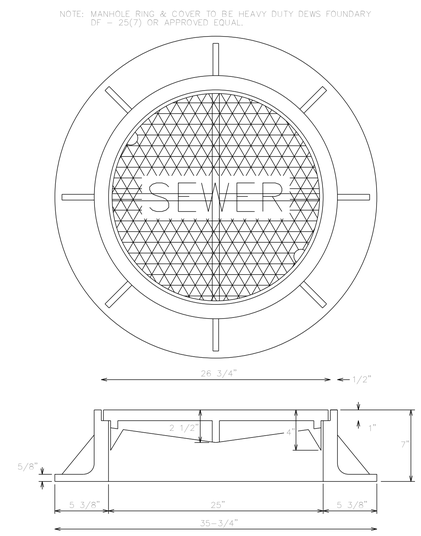

MANHOLE CASTING DETAILS

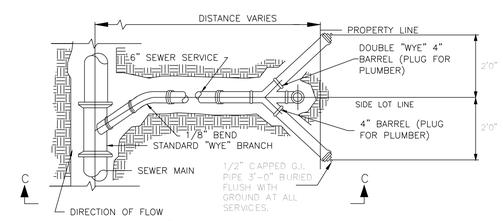

PLAN

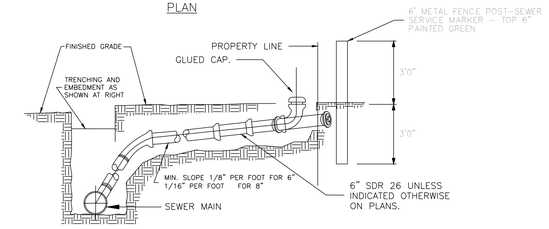

SECTION C-C

SEWER SERVICE
CONNECTION DETAIL

Revisions				
#	Date	Nature	By	App'd.

Project No. M-2586-1	Designed By R.C.M.
Date 06-19-2019	Drawn By C.F.
Scale SEE ABOVE	Checked By R.C.M.

CENTRAL MISSISSIPPI MLS

McMASTER & ASSOCIATES, INC.
CIVIL ENGINEERS & LAND SURVEYORS
212 WATERFORD SQUARE
SUITE 300
MADISON, MS 39110
601.605.1090

PRELIMINARY NOT FOR CONSTRUCTION

SEWER DETAILS

C5.4

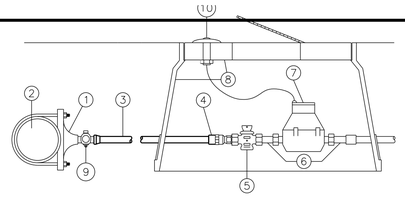

ITEM NO.	SIZE AND DESCRIPTION	MATERIAL SPECIFICATIONS
1	SERVICE CLAMP	MUELLER-DOUBLE ALLOY STRAP
2	P.V.C. MAIN	C-900 P.V.C., CLASS 150 MINIMUM
3	SERVICE LINE W/ SPECIFIED P.V.C. CASING UNDER ROADWAY	POLYETHYLENE CL-200
4	TRANSITION FITTING P.V.C.	MUELLER H-12211
5	CURB STOP	MUELLER BRASS w/ LOCK
6	METER COUPLINGS	MUELLER H-10891
7	WATER METER	SENSUS SR (TO BE APPROVED BY CITY)
8	STANDARD BLACK PLASTIC METER BOX WITH READER LID.	NDS 12" STD BOX W/ 2 HOLES (TOUCH READ)
9	CORPORATION STOP	MUELLER H-10012 (BRASS)
10	TOUCH READ DEVICE	SENSUS (TO BE APPROVED BY CITY)

*SEE PLANS FOR MATERIAL SIZES

TYPICAL SERVICE ASSEMBLY

CONNECTING TO PVC WATER MAIN

(TOUCH READ METER)

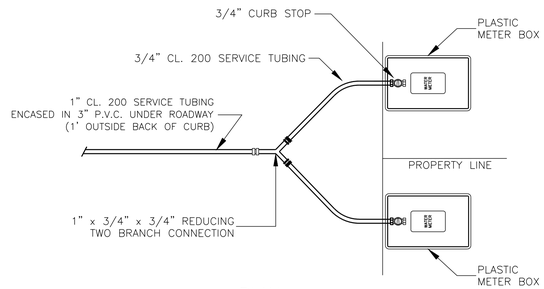

PLAN

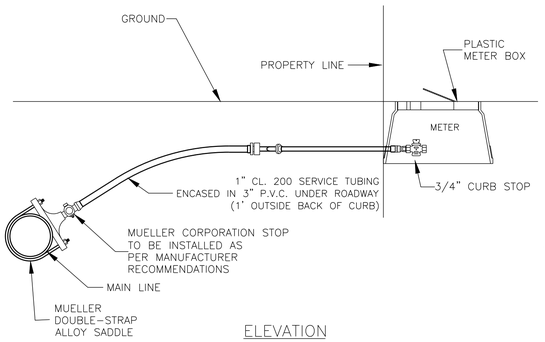

ELEVATION

TYPICAL DOUBLE SERVICE ASSEMBLY LESS METER

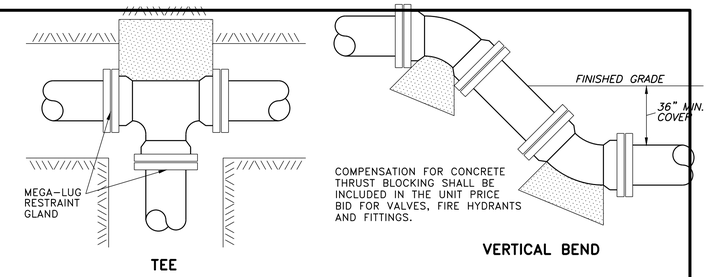

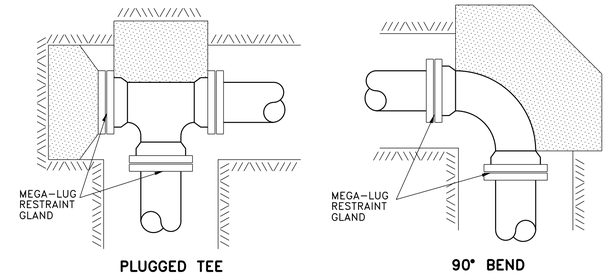

TYPICAL BLOCKING ON WATER MAIN

(3000 PSI CONCRETE REQUIRED)

BEARING AREA IN SQ. FT.

NOMINAL PIPE DIAMETER (IN)	DEAD-END OR TEE	90° BEND	45° BEND	22-1/2° BEND	11-1/4° BEND
4	2.0	2.0	2.0	2.0	2.0
6	2.0	2.0	2.0	2.0	2.0
8	3.0	3.0	2.0	2.0	2.0
12	5.0	5.0	4.0	3.0	3.0
16	8.0	12.0	6.0	4.0	4.0
4	——	—	6.0 (.22)	4.0(.15)	4.0(.15)
6	——	—	14.0(.52)	6.0 (.22)	4.0 (.15
8	——	—	27.0(1.0)	9.0(.33)	6.0(.22))
12	——	—	68.0(2.5)	22.0(.80)	9.0(.33)
16	——	—	90.0 (3.33)	52.0(1.9)	18.0(.67)
VOLUME OF BLOCKS INCLUDING SOIL LOAD CU. FT. (CU. YDS.)					

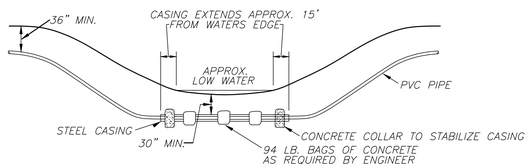

TYPICAL CREEK CROSSING FOR P.V.C. PIPE

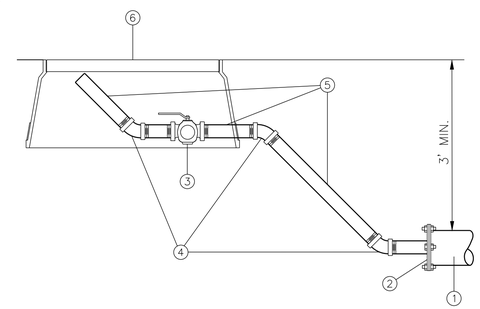

ITEM NO.	SIZE AND DESCRIPTION	MATERIAL SPECIFICATIONS
1	P.V.C. MAIN	C-900 P.V.C., CLASS 150 MINIMUM
2	DUCTILE IRON M.J. TAPPED CAP w/ MEGA-LUG	AS APPROVED
3	2" LOCKING BALL VALVE - SCREWED ENDS	MUELLER
4	2" GALVANIZED BENDS - THREADED	AS APPROVED
5	1-1/2" GALVANIZED PIPE - THREADED	AS APPROVED
6	OVERSIZED BLACK PLASTIC METER BOX.	NDS STD BOX

TYPICAL 2" BLOW-OFF ASSEMBLY

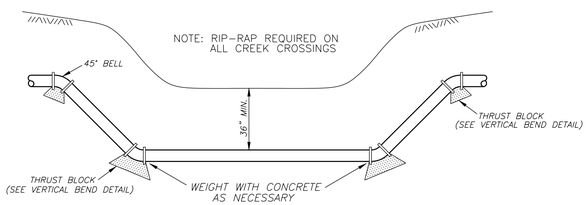

TYPICAL CREEK CROSSING FOR DUCTILE IRON PIPE

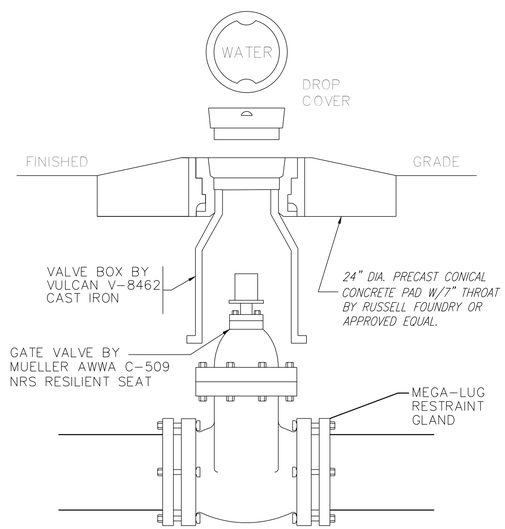

TYPICAL GATE VALVE

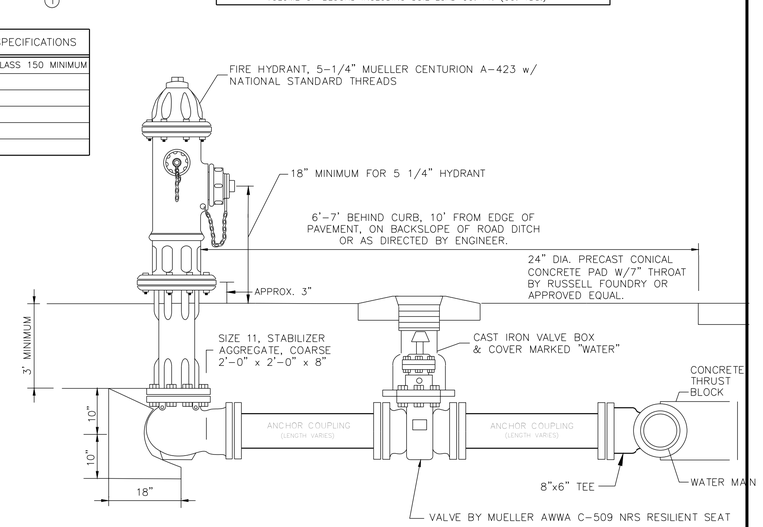

FIRE HYDRANT ASSEMBLY

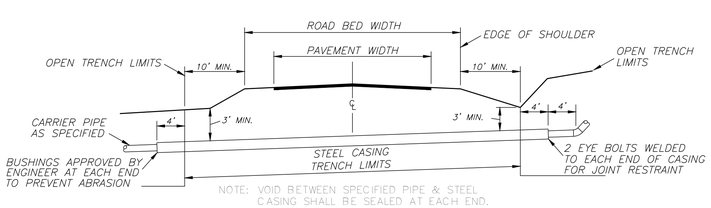

NOTE:
12" STEEL CASING FOR
8" CARRIER PIPE

TYPICAL ROAD BORE

Revisions

#	Date	Nature	By	App'd.

Project No. M-2586-1	Designed By R.C.M.
Date 06-19-2019	Drawn By C.F.
Scale SEE ABOVE	Checked By R.C.M.

CENTRAL MISSISSIPPI MLS

McMASTER & ASSOCIATES, INC.
CIVIL ENGINEERS & LAND SURVEYORS
212 WATERFORD SQUARE
SUITE 300
MADISON, MS 39110
601.605.1090

PRELIMINARY NOT FOR CONSTRUCTION

WATER DETAILS

C5.5

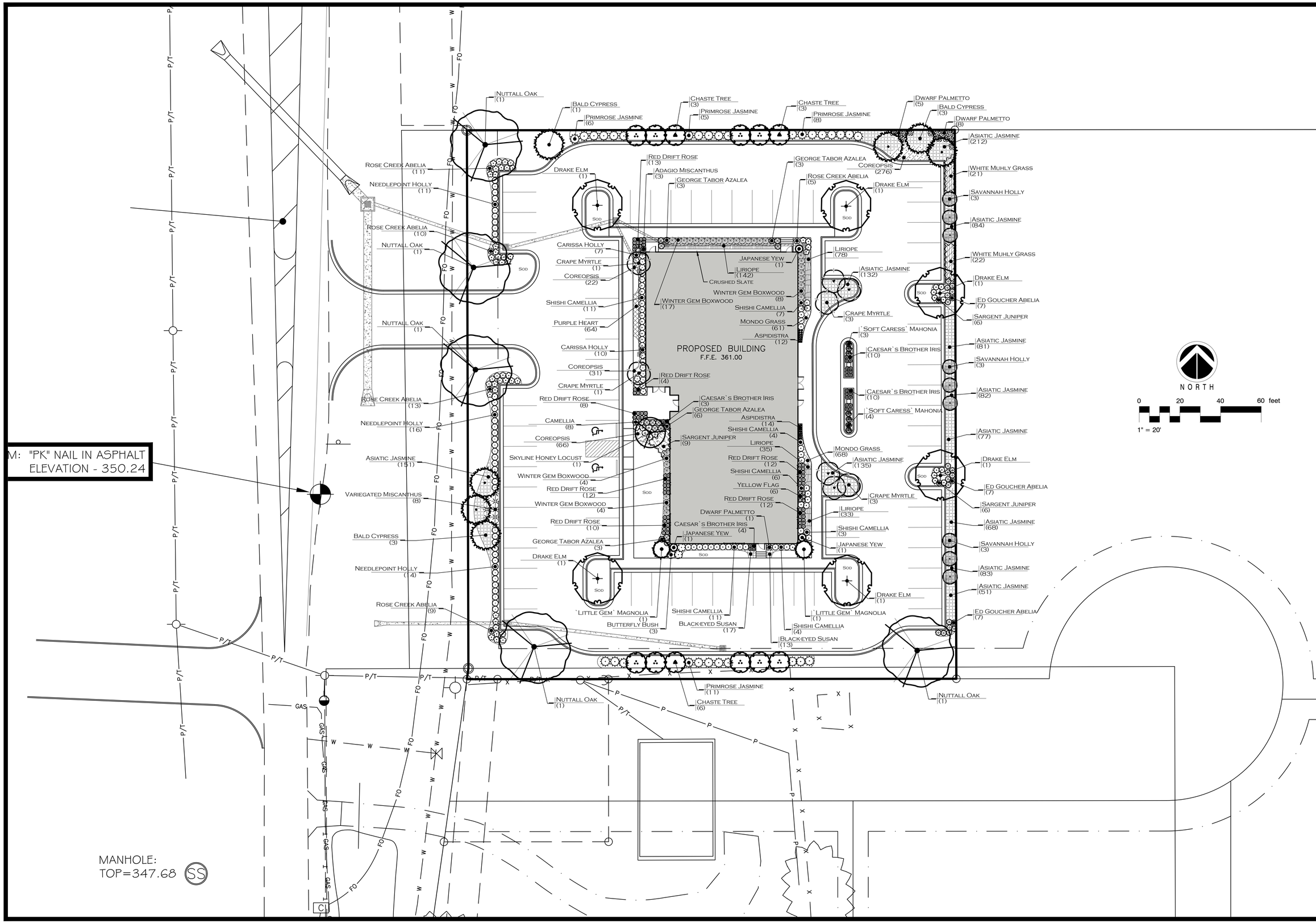

McCrory & Associates
land planning consultants
P.O. Box 2425
Madison, Mississippi 39130
601-906-3477 Phone
www.mccrorydesigns.com

REVISIONS

Landscape Planting Plan
CENTRAL MISSISSIPPI REALTORS
Ridgeland, Mississippi

DATE: 6-21-19
DRAWN: A.M.C.
CHECKED:

L1.0

GENERAL

Prior to submitting a bid on this project, the Contractor shall visit the site and become familiar with the site conditions and contraints.

The Contractor shall give all necessary notices and obtain any permits.

The Contractor shall verify the existance or non-existance of all utilities prior to installation. If a utility line (including irrigation and lighting) is cut or damaged, it is the contractors responsibility to repair it at no cost to the owner.

Protect all right-of-way markers, bench marks, and property markers. All permanent survey points disturbed, damaged or moved as a result of the contractor's activity shall be accurately replaced by the contractor at no additional cost to the owner.

Quantity estimates have been made carefully but the Landscape Architect assumes no liability for omissions or errors. His estimates are only an aid to clarification of units and a check for the contractor to compare with his own estimates. Differences will be brought to the attention of the Landscape Architect.

In the event of any discrepancies and/or errors in the drawings or if problems are encountered during construction, the contractor shall be required to notify the Landscape Architect before proceeding with the work.

STAKING/LAYOUT OF PROPOSED FEATURES:

The staking of the plan on the site is the responsibility of the contractor. At the completion of the staking process the Landscape Architect shall be notified to inspect the layout of the proposed planting. Approval must be received from the Landscape Architect before proceeding with planting.

PROTECTION OF EXISTING NATURAL FEATURES:

Preventing damage to existing trees, vegetation and other natural features.

No trenching, grading, pruning, storage of materials or equipment within the "drip-line" (end of overhanging branches) of any tree shall be permitted without approval by the Landscape Architect.

Exercise extreme care when working within the root area of any plant material. Excavation of earth when trenching, grading, removing existing lawn, and other earth work shall be accomplished in a manner which prevents damage to trees. Roots exposed during the above operation shall be wrapped in burlap and kept moist until earth is replaced.

PLANTING:

MATERIALS AND PRODUCTS:

Plant material shall conform to the latest edition of the "American Standard of Nursery Stock". Substitution of size, grade, or species shall be permitted only by the permission of the Owner or Landscape Architect. Plants shall have been growing under similar climatic conditions as those encountered on this project for a perioed of as least two years.

TOPSOIL: Landscape Contractor shall provide approved topsoil from off-site for completion of work in the event sufficient material is not available on site. Topsoil shall be free of subsoil, stones, plants or their roots or any extraneous matter.

SAND: For plant beds and pit plantings shall be clean, sharp masonry sand.

ORGANIC MATTER: Shall be peat moss or approved finely ground pine bark mulch free of weed seeds.

FERTILIZER: An application of a Landscape Ornamental Blend for Shrubs and Starter Blend for Trees and Lawn. Follow recommendations of manufacturer for application.

PRE-EMERGENT HERBICIDE: A general application of a commercial grade pre-emergent herbicide shall be incorporated into all planting areas prior to installation of plants. Do not apply in locations of annuals.

TOP-DRESSING/MULCH: Shall be clean pine straw free from leaves and other extraneous matter. Any substitutions must be approved by Landscape Architect.

INSTALLATION:

Place plants in their location as shown on the planting plan for inspection and adjustment by the Landscape Architect prior to installation.

Planting beds shall receive 4-6" of a soil mix consisting of 3 parts topsoil, 1 part sand, 1 part organic matter, pre-emergent herbicide. This mixture will be roto-tilled to a minimum of 8-10" into the existing soil.

Prior to the installation of sod or the sowing of seed, the existing grade is to be loosened to a depth of 1"-2" (remove all stones, sticks, rubbish, or extrenous matter) and a 1"-2.5" layer of topsoil is to be spread smooth prior to seeding or sodding. After installation, sod shall be rolled to a uniform grade, and seeded areas shall be mulched with a 2" layer of wheat straw.

Maintain positive drainage away from structures. Take special care in insure the bed preparation does not inhibit proposed drainage. If drainage problems exist prior to plant bed preparation, notify the Landscape Architect prior to beginning work, otherwise correcting the problem will be the responsibility of the landscape contractor.

Cut away ropes or wires from balled plants.

WARRANTY:

The Landscape Contractor shall warranty the plant material for one year upon completion and final acceptance of plant installation. This warranty includes the replacement of dead or dying plant material, straightening plants which lean or sag and adjustments of plants that settle. A plant will be considered dead or dying when the main leader is dead or 25% of the crown is dead. The plants will be replaced at no cost to the owner.

Arborbrace Tree Guying
Specifications:

ATG-R/ATG-HD
For up to 4" Caliper Trees
- (3) Polypropylene guylines ¾" x 12' = 800 lb test, olive drap, UV resistant.
- (3) Nickel plated spring cam-lock tension clips
- (3) Arrowhead Nylon Anchors (4" x 3-¾")

or
- (3) Arrowhead Metal Anchors for hard soil

ATG-J
For up to 7" Caliper Trees
- (3) Polypropylene guylines 1" x 12' = 1,000 lb test, olive drap, UV resistant.
- (3) 1¼" Nickel Plated, non-rusting spring cam-lock tension clips (1,500 lb break strength)
- (3) Arrowhead Nylon Anchors (5½" x 4½")

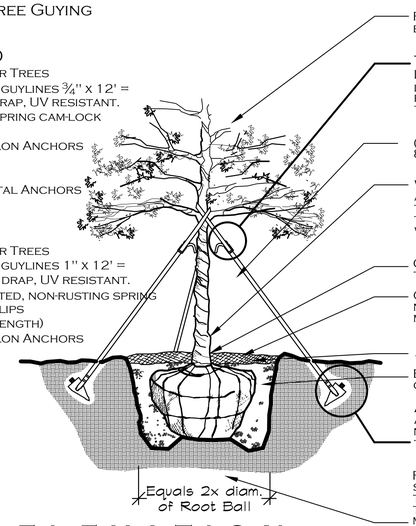

Remove enough whole branches (not all end tips) to reduce foliage by one-third

Tension Buckle
Loop loose end of webbing around leading branch of tree. Tie ½ knot onto backside of buckle. Pull buckle towards ArborAnchor to tension line.

(3) Polypropylene guylines ¾" x 12' = 800 lb test, olive drap, UV resistant.

Wrap entire surface of trunk with approved wrap. Tie wrapping securily at top and bottom and at 2' intervals alon the trunk. Start roll at top so wrap will gather moisture.

Cut & remove all bindings from base of tree

Grade at which tree was grown in nursery. Do not leave any backfill soil mixture on top of root ball

4" pine straw mulch

Backfill mixture - see specs for composition

ArborAnchor
ArborAnchor driven below grade to necessary depth determined by soil. (1.5 to 2.5 feet as required)

Root balls greater than 2 ft. in diameter shall site on mound of undisturbed soil to prevent settling. Root balls smaller than 2 ft. may sit on compacted soil mixture.

ELEVATION

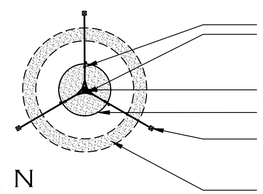

(3) Polypropylene guylines ¾" x 12' = 800 lb test, olive drap, UV resistant.

Tension Buckle
Loop loose end of webbing around leading branch of tree. Tie ½ knot onto backside of buckle. Pull buckle towards ArborAnchor to tension line.

Trunk of Tree

Limit of root ball

ArborAnchor
ArborAnchor driven below grade to necessary depth determined by soil. (1.5 to 2.5 feet as required)

Soil saucer

PLAN

TREE PLANTING DETAIL

NOT TO SCALE

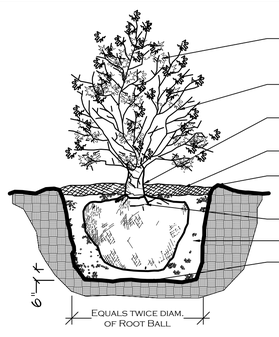

Shape of shrub shown is not typical for all varieties

Selectively Prune all Broken, Weak, or Diseased Branches

Top of Root Ball Shall Be 1" - 2" Above Grade

4" Depth Specified Mulch

3" Heigh Earth Saucer (no saucer in planting beds)

Remove Burlap & Ties From Top 1/3 of Ball

Prepared Backfill Soil Mix as Specified

Root Balls Greater than 2 ft. in Diameter Shall Sit on Mound of Undisturbed Soil to Prevent Settling. Root Balls Smaller Than 2 ft. May Sit on Compacted Soil Mixture.

SHRUB PLANTING DETAIL

NOT TO SCALE

Spacing B	Spacing A
6"	5.0"
8"	6.9"
12"	10.4"
18"	15.6"
24"	20.8"

PLAN

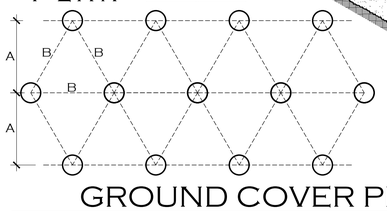

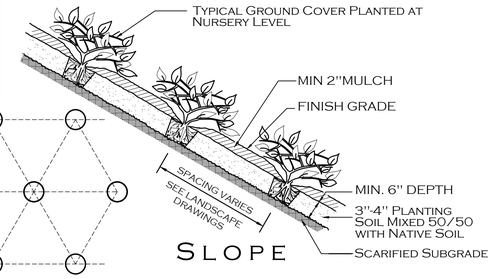

SLOPE

GROUND COVER PLANTING DETAIL

NOT TO SCALE

PLANT SCHEDULE

TREES	QTY	BOTANICAL / COMMON NAME	CONT	CAL	SIZE	FIELD4
	1	Gleditsia triacanthos `Skyline` / Skyline Honey Locust	B & B	3" Cal	Height: 14-16` / Width: 9-11`	
	9	Ilex x attenuata `Savannah` / Savannah Holly	B & B	1.5\" Cal	Height: 8`-10` / Width: 4`-5`	Multi-Trunk
	8	Lagerstroemia indica `Natchez White` / Crape Myrtle	B & B	4.5\"Cal	Height: 14-16` / Width: 9-11`	Multi-Trunk
	2	Magnolia grandiflora `Little Gem` / `Little Gem` Magnolia	30 gal	3\"Cal	Height: 8`-10` / Width: 4`-5`	Full to the ground
	5	Quercus nuttallii / Nuttall Oak	B & B	3\" Cal	Height: 14`-16` / Width: 6`-7`	Straight Main Leader
	7	Taxodium distichum / Bald Cypress	B & B	3\" Cal	Height: 8`-10` / Width: 4`-5`	Straight, Main Leader
	6	Ulmus parvifolia `Drake` / Drake Elm	B & B	4\" Cal	Height: 18-20` / Width: 8`-9	Full Head
	12	Vitex agnus-castus `Shoal Creek` / Chaste Tree	B & B	4\"Cal	Height: 7`-8` / Width: 4`-5`	Multi-Trunk
SHRUBS	QTY	BOTANICAL / COMMON NAME	SIZE	FIELD2	FIELD3	FIELD4
	21	Abelia x grandiflora `Edward Goucher` / Ed Goucher Abelia	3 gal			Full head; well formed shrub
	48	Abelia x grandiflora `Rose Creek` / Rose Creek Abelia	3 gal			Full head; well formed shrub
	26	Aspidistra elatior / Aspidistra	3 gal			Full head; well formed shrub
	15	Azalea indica `George Tabor` / George Tabor Azalea	3 gal			Full head; well formed shrub
	3	Buddleja davidii / Butterfly Bush	5 gal	Full head		
	33	Buxus microphylla japonica `Winter Gem` / Winter Gem Boxwood	3 gal	Full head		
	46	Camellia sasanqua `Shishi Gashira` / Shishi Camellia	3 gal			Full head; well formed shrub
	8	Camellia sasanqua `White Doves` / Camellia	3 gal			
	17	Ilex cornuta `Carissa` / Carissa Holly	3 gal			Full head; well formed shrub
	41	Ilex cornuta `Delcambre` / Needlepoint Holly	3 gal	Full head		
	6	Iris pseudacorus `Flore Plens` / Yellow Flag	1 gal			
	27	Iris sibirica `Caesar`s Brother` / Caesar`s Brother Iris	1 gal	Full Container		
	30	Jasminum mesnyi / Primrose Jasmine	5 gal	Full Container		
	12	Juniperus chinensis sargentii / Sargent Juniper	3 gal			Full head; well formed shrub
	7	Mahonia eurybracteata `Soft Caress` / `Soft Caress` Mahonia	3 gal			Full head; well formed shrub
	3	Miscanthus sinensis `Adagio` / Adagio Miscanthus	3 gal	Full Container		Full Grass
	8	Miscanthus sinensis `Variegatus` / Variegated Miscanthus	3 gal	Full Container		Full Grass
	3	Podocarpus macrophyllus / Japanese Yew	5 gal			Full to the Ground
	71	Rosa x `Meigalpio` / Red Drift Rose	3 gal	Full Body		Full head; well formed shrub
	14	Sabal minor / Dwarf Palmetto	3 gal	Full head		Full head; well formed shrub
SHRUB AREAS	QTY	BOTANICAL / COMMON NAME	CONT	FIELD2	FIELD3	FIELD4
	9	Juniperus chinensis sargentii / Sargent Juniper	1 gal	36\" o.c.		Full Container
	43	Muhlenbergia capillaris `White Cloud` / White Muhly Grass	1 gal	24\" o.c.		Full Grass
GROUND COVERS	QTY	BOTANICAL / COMMON NAME	CONT	FIELD2	FIELD3	FIELD4
	395	Coreopsis auriculata `Nana` / Coreopsis	1 quart	8\" o.c.		Full Pot
	288	Liriope muscari `Big Blue` / Liriope	1 quart	12\" o.c.		Full Pot
	129	Ophiopogon japonicus / Mondo Grass	1 quart	6\" o.c.		Full Pot
	30	Rudbeckia fulgida sullivantii `Goldsturm` / Black-eyed Susan	1 quart	12\" o.c.		Full Pot
	64	Setcreasea purpurea / Purple Heart	1 quart	12\" o.c.		Multiple Runners
	1,156	Trachelospermum asiaticum `Asiatic` / Asiatic Jasmine	1 quart	15\" o.c.		Multiple Runners

Mitigation Table

Line	Item	Quantity	Unit
A	Total Existing Canopy Coverage of Site	Square footage of canopy on site	4126
B	Baseline for Mitigation	(line A times 20 divided by 43,560)	2
C	Existing Canopy Coverage to be Preserved	Square footage of canopy to remain	0
D	Preservation Tree Credit	(Line C divided by 1,000)	0
E	Total Mitigation Requirement	Line B minus Line D	2
F	Mitigation Option A	On-site Mitigation (Number of Mitigation Units Applicant prefers to use for On-site Mitigation)	6
G	Mitigation Option B	Contribution to the In-Lieu Fund (Line E minus Line F times $300)	
	Shade Trees for 78 Parking Spaces	1 tree per 10 parking spaces	8
	Street Trees required	1 tree per 50 feet	6

* Planting shall adhere to the City of Ridgeland Landscape Ordinance

Note: Preservation, On-Site Mitigation, Contribution to the In-Lieu Fund, or a combination thereof can be used at the discretion of the Applicant to satify the Mitigation requirements

City of Ridgeland

McCrory & Associates
land planning consultants
P.O. BOX 2425
MADISON, MISSISSIPPI 39130
601-906-3477 PHONE
WWW.MCCRORYDESIGNS.COM

REVISIONS

Landscape Planting Plan
CENTRAL MISSISSIPPI REALTORS
Ridgeland, Mississippi

DATE: 6-21-19
DRAWN: A.M.C.
CHECKED:

L2.0

1 A1 WEST ELEVATION

SCALE: 3/16"=1'-0"

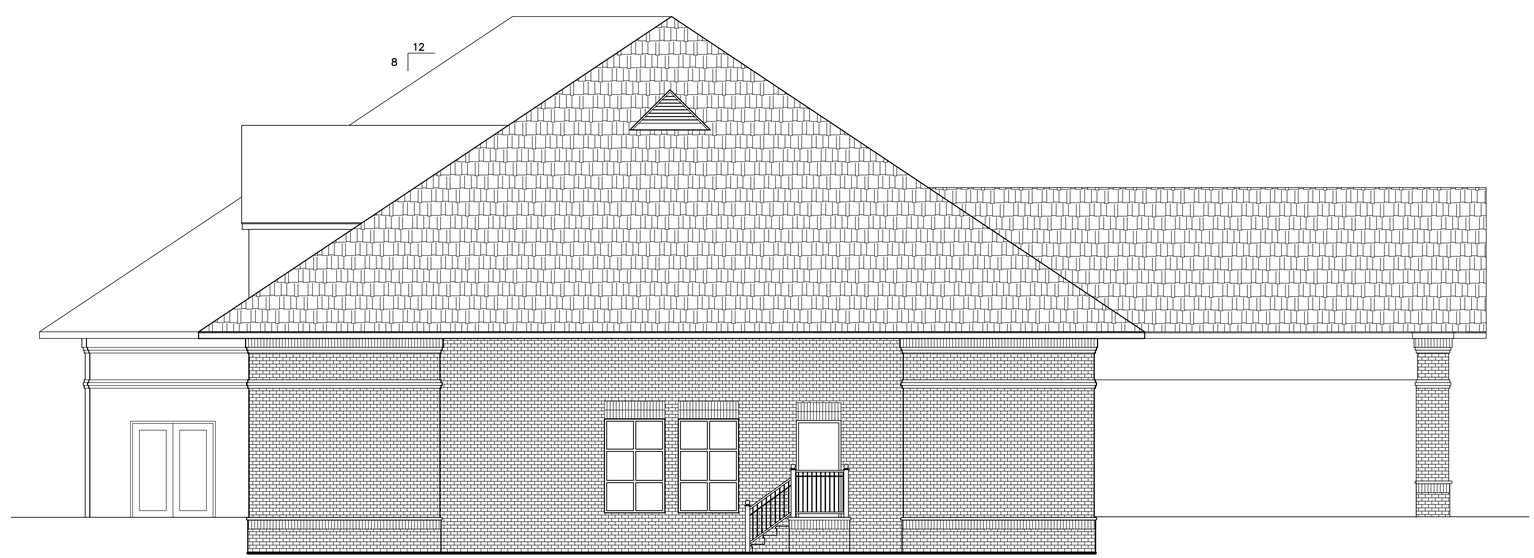

1 A1 SOUTH ELEVATION

SCALE: 3/16"=1'-0"

REVISIONS	BY

WOOLDRIDGE & ASSOCIATES
105 CENTRAL AVENUE
RIDGELAND, MS 39157
601-856-6161 / 601-856-4266 FAX

A NEW OFFICE FOR

CENTRAL MISSISSIPPI REALTORS

RIDGELAND, MS

DRAWN

CHECKED

DATE
June 8, 2007

SCALE

JOB NO.

SHEET

A3.0

OF SHEETS

DW 6/14/2016 1:16:11 PM CENTRAL MISSISSIPPI REALTOR - LUNN LANDWY

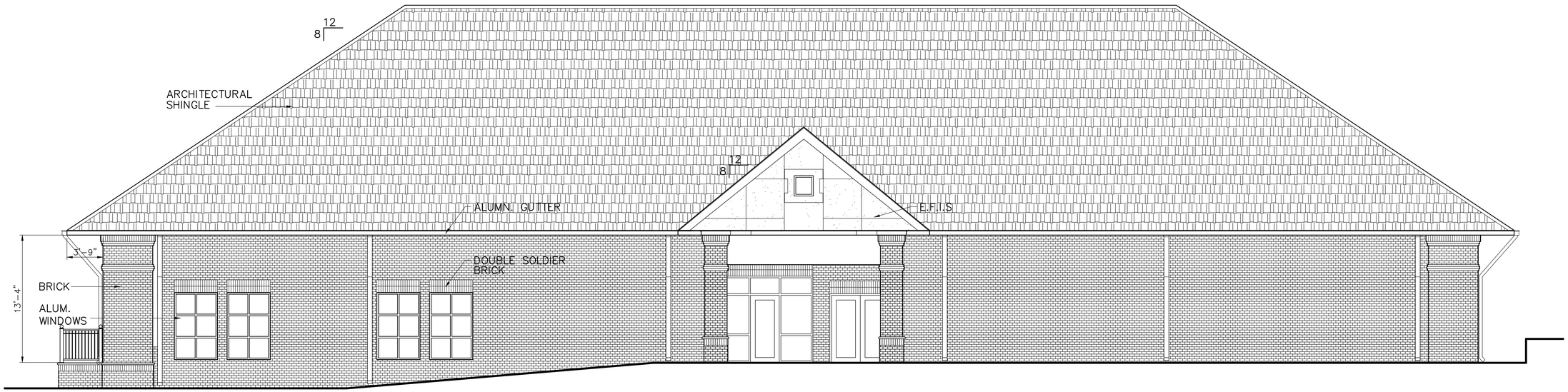

1/A1 EAST ELEVATION

SCALE: 3/16"=1'-0"

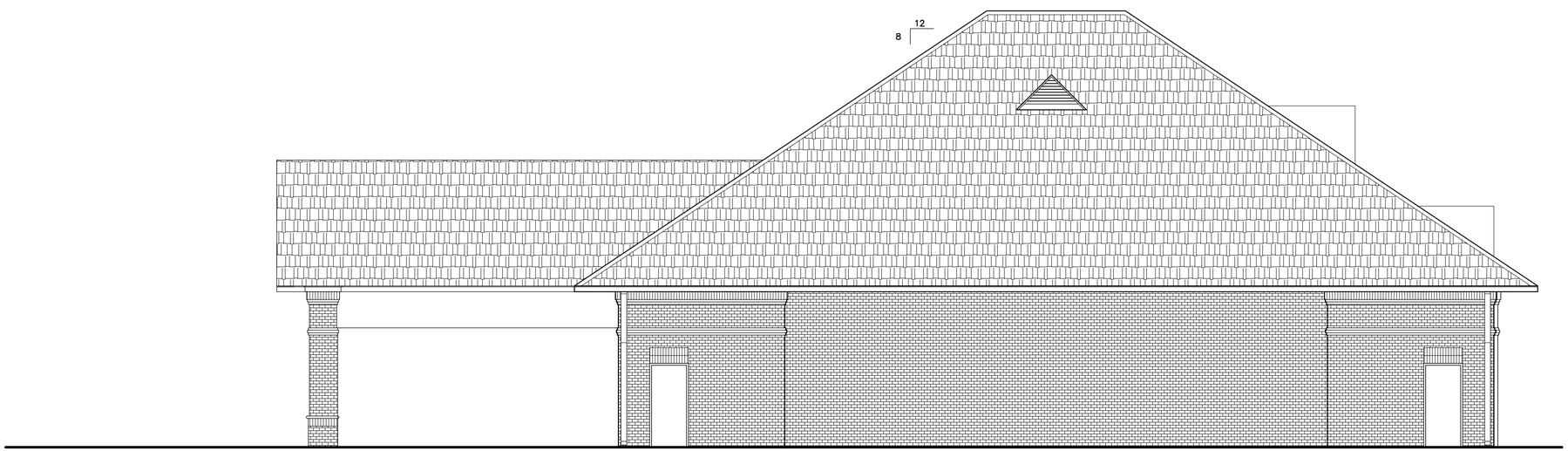

1/A1 NORTH ELEVATION

SCALE: 3/16"=1'-0"

REVISIONS	BY

WOOLDRIDGE & ASSOCIATES
105 CENTRAL AVENUE
RIDGELAND, MS 39157
601-856-6161 / 601-856-4266 FAX

A NEW OFFICE FOR

CENTRAL MISSISSIPPI REALTORS

RIDGELAND, MS

DRAWN	
CHECKED	
DATE	June 8, 2007
SCALE	
JOB NO.	
SHEET	A3.1
OF	SHEETS

DW 5/24/2010 1:21 CENTRAL MISSISSIPPI REALTOR LUNN LANDWAY

MINUTES OF A MEETING OF THE ARCHITECTURAL REVIEW BOARD OF THE CITY OF RIDGELAND, MISSISSIPPI

A meeting of the Architectural Review Board of the City of Ridgeland, Mississippi, (the "Board"), was duly called, held, and conducted on Tuesday, June 25, 2019, at 6:00 o'clock P.M. in the Ridgeland City Hall in the City of Ridgeland, Madison County, Mississippi.

The following members were present, to-wit:
Bill Dicken, Chairman
Tay Morgan
Robert Moore
Leigh Sullivan
Randy Lynn
Connie Suber
Lynette Praytor

Members Absent:
David Dunbar

Also attending:
Jordan Lohman, City Planner

The meeting was called to order by Chairman Dicken. Chairman Dicken led the invocation. It was determined by the members present that there was a quorum.

The first item on the agenda was **RIDGELAND PLACE - RENOVATIONS.** The project was presented by **Mr. Mike Duffey** with Balfour Beatty. The project is located at **879 William Blvd.** The applicant is requesting approval of architecture and site plan revisions to their existing location.

Chairman Dicken opened the floor for a motion. Lynette Praytor made a motion to approve the architectural review of the project as a 'major' agenda item with the recommendation that the first building be inspected and approved after painting prior to painting the entire property. Leigh Sullivan seconded the motion and a vote was taken thereon as follows:

Randy Lynn	Aye
Robert Moore	Aye
Lynette Praytor	Aye
Leigh Sullivan	Aye
Tay Morgan	Aye
Connie Suber	Aye
David Dunbar	Absent

Chairman Dicken then declared the motion to approve the architectural review of the project carried.

The second item on the agenda was **KFC - REMODEL.** The project was presented by **Mr. Joseph Cross** with Summit Properties. The project is located at **1068 E County Line Road.** The applicant is requesting approval of architectural renovations to their existing location.

Chairman Dicken opened the floor for a motion. Robert Moore made a motion to approve the architectural review of the project as a 'minor' agenda item. Randy Lynn seconded the motion and a vote was taken thereon as follows:

Randy Lynn	Aye
Robert Moore	Aye
Lynette Praytor	Aye
Leigh Sullivan	Aye
Tay Morgan	Aye
Connie Suber	Aye
David Dunbar	Absent

Chairman Dicken then declared the motion to approve the architectural review of the project carried.

The third item on the agenda was **HORNE BUILDING – PARKING CANOPIES.** The project was presented by **Mr. Alan Grant** with Dean and Dean. The project is located at **661 Sunnybrook Road.** The applicant is requesting approval of architectural site elements at a previously approved project.

Chairman Dicken opened the floor for a motion. Tay Morgan made a motion to approve the architectural review of the project as a 'minor' agenda item. Connie Suber seconded the motion and a vote was taken thereon as follows:

Randy Lynn	Aye
Robert Moore	Aye
Lynette Praytor	Aye
Leigh Sullivan	Aye
Tay Morgan	Aye
Connie Suber	Aye
David Dunbar	Absent

Chairman Dicken then declared the motion to approve the architectural review of the project carried.

The fourth item on the agenda was **ODYSSEY SHOPPING CENTER.** The project was presented by **Mr. Michael Wimberly** with Insight Group. The project is located at **731 S Pear Orchard Road.** The applicant is requesting approval of aesthetic revisions to an existing building.

Chairman Dicken opened the floor for a motion. Robert Moore made a motion to approve the architectural review of the project as a 'minor' agenda item. Leigh Sullivan seconded the motion and a vote was taken thereon as follows:

Randy Lynn	Aye
Robert Moore	Aye
Lynette Praytor	Aye
Leigh Sullivan	Aye
Tay Morgan	Aye
Connie Suber	Aye
David Dunbar	Absent

Chairman Dicken then declared the motion to approve the architectural review of the project carried.

The fifth item on the agenda was **HOLIDAY INN & TRU BY HILTON - RESUBMITTAL.** The project was presented by **Mr. Bobby Gill** with Gill, Ladner, and Priest. The project is located at **I-55 Frontage Road.** The applicant is requesting re-approval of a previously approved project.

Chairman Dicken opened the floor for a motion. Randy Lynn made a motion to approve the architectural review of the project as a 'major' agenda item. Tay Morgan seconded the motion and a vote was taken thereon as follows:

Randy Lynn	Aye
Robert Moore	Aye
Lynette Praytor	Aye
Leigh Sullivan	Aye
Tay Morgan	Aye
Connie Suber	Aye
David Dunbar	Absent

Chairman Dicken then declared the motion to approve the architectural review of the project carried.

The sixth item on the agenda was **AUDI JAGUAR LANDROVER - RESUBMITTAL.** The project was presented by **Mr. John Wilke** with White Construction. The project is located at **I-55 Frontage Road.** The applicant is requesting re-approval and approval of revisions to a previously approved project.

Chairman Dicken opened the floor for a motion. Leigh Sullivan made a motion to approve the architectural review of the project as a 'major' agenda item. Robert Moore seconded the motion and a vote was taken thereon as follows:

Randy Lynn	Aye
Robert Moore	Aye
Lynette Praytor	Aye
Leigh Sullivan	Aye

Tay Morgan	Aye
Connie Suber	Aye
David Dunbar	Absent

Chairman Dicken then declared the motion to approve the architectural review of the project carried.

The seventh item on the agenda was **CENTRAL MISSISSIPPI REALTORS.** The project was presented by **Mr. Daniel Wooldridge** with Wooldridge Architecture. The project is located at **Sunnybrook Road.** The applicant is requesting approval architecture and site plan for a new office building.

Chairman Dicken opened the floor for a motion. Lynette Praytor made a motion to approve the architectural review of the project as a 'major' agenda item with the recommendation that the site lighting be coordinated and approved prior to permitting. Randy Lynn seconded the motion and a vote was taken thereon as follows:

Randy Lynn	Aye
Robert Moore	Aye
Lynette Praytor	Aye
Leigh Sullivan	Aye
Tay Morgan	Aye
Connie Suber	Aye
David Dunbar	Absent

Chairman Dicken then declared the motion to approve the architectural review of the project carried.

The minutes from the May 14, 2019 meeting were then read and approved by the board. There being no further business to come before the board, the meeting was adjourned.

_____
Bill Dicken, Chairman

ATTEST:

_____
Connie Suber, Secretary

MINUTES OF A MEETING OF THE ARCHITECTURAL REVIEW BOARD OF THE CITY OF RIDGELAND, MISSISSIPPI

A meeting of the Architectural Review Board of the City of Ridgeland, Mississippi, (the "Board"), was duly called, held, and conducted on Tuesday, June 25, 2019, at 6:00 o'clock P.M. in the Ridgeland City Hall in the City of Ridgeland, Madison County, Mississippi.

The following members were present, to-wit:
Bill Dicken, Chairman
Tay Morgan
Robert Moore
Leigh Sullivan
Randy Lynn
Connie Suber
Lynette Praytor

Members Absent:
David Dunbar

Also attending:
Jordan Lohman, City Planner

The meeting was called to order by Chairman Dicken. Chairman Dicken led the invocation. It was determined by the members present that there was a quorum.

The first item on the agenda was **RIDGELAND PLACE - RENOVATIONS.** The project was presented by **Mr. Mike Duffey** with Balfour Beatty. The project is located at **879 William Blvd.** The applicant is requesting approval of architecture and site plan revisions to their existing location.

Chairman Dicken opened the floor for a motion. Lynette Praytor made a motion to approve the architectural review of the project as a 'major' agenda item with the recommendation that the first building be inspected and approved after painting prior to painting the entire property. Leigh Sullivan seconded the motion and a vote was taken thereon as follows:

Randy Lynn	Aye
Robert Moore	Aye
Lynette Praytor	Aye
Leigh Sullivan	Aye
Tay Morgan	Aye
Connie Suber	Aye
David Dunbar	Absent

Chairman Dicken then declared the motion to approve the architectural review of the project carried.

The second item on the agenda was **KFC - REMODEL.** The project was presented by **Mr. Joseph Cross** with Summit Properties. The project is located at **1068 E County Line Road.** The applicant is requesting approval of architectural renovations to their existing location.

Chairman Dicken opened the floor for a motion. Robert Moore made a motion to approve the architectural review of the project as a 'minor' agenda item. Randy Lynn seconded the motion and a vote was taken thereon as follows:

Randy Lynn	Aye
Robert Moore	Aye
Lynette Praytor	Aye
Leigh Sullivan	Aye
Tay Morgan	Aye
Connie Suber	Aye
David Dunbar	Absent

Chairman Dicken then declared the motion to approve the architectural review of the project carried.

The third item on the agenda was **HORNE BUILDING – PARKING CANOPIES.** The project was presented by **Mr. Alan Grant** with Dean and Dean. The project is located at **661 Sunnybrook Road.** The applicant is requesting approval of architectural site elements at a previously approved project.

Chairman Dicken opened the floor for a motion. Tay Morgan made a motion to approve the architectural review of the project as a 'minor' agenda item. Connie Suber seconded the motion and a vote was taken thereon as follows:

Randy Lynn	Aye
Robert Moore	Aye
Lynette Praytor	Aye
Leigh Sullivan	Aye
Tay Morgan	Aye
Connie Suber	Aye
David Dunbar	Absent

Chairman Dicken then declared the motion to approve the architectural review of the project carried.

The fourth item on the agenda was **ODYSSEY SHOPPING CENTER.** The project was presented by **Mr. Michael Wimberly** with Insight Group. The project is located at **731 S Pear Orchard Road.** The applicant is requesting approval of aesthetic revisions to an existing building.

Chairman Dicken opened the floor for a motion. Robert Moore made a motion to approve the architectural review of the project as a 'minor' agenda item. Leigh Sullivan seconded the motion and a vote was taken thereon as follows:

Randy Lynn	Aye
Robert Moore	Aye
Lynette Praytor	Aye
Leigh Sullivan	Aye
Tay Morgan	Aye
Connie Suber	Aye
David Dunbar	Absent

Chairman Dicken then declared the motion to approve the architectural review of the project carried.

The fifth item on the agenda was **HOLIDAY INN & TRU BY HILTON - RESUBMITTAL.** The project was presented by **Mr. Bobby Gill** with Gill, Ladner, and Priest. The project is located at **I-55 Frontage Road.** The applicant is requesting re-approval of a previously approved project.

Chairman Dicken opened the floor for a motion. Randy Lynn made a motion to approve the architectural review of the project as a 'major' agenda item. Tay Morgan seconded the motion and a vote was taken thereon as follows:

Randy Lynn	Aye
Robert Moore	Aye
Lynette Praytor	Aye
Leigh Sullivan	Aye
Tay Morgan	Aye
Connie Suber	Aye
David Dunbar	Absent

Chairman Dicken then declared the motion to approve the architectural review of the project carried.

The sixth item on the agenda was **AUDI JAGUAR LANDROVER - RESUBMITTAL.** The project was presented by **Mr. John Wilke** with White Construction. The project is located at **I-55 Frontage Road.** The applicant is requesting re-approval and approval of revisions to a previously approved project.

Chairman Dicken opened the floor for a motion. Leigh Sullivan made a motion to approve the architectural review of the project as a 'major' agenda item. Robert Moore seconded the motion and a vote was taken thereon as follows:

Randy Lynn	Aye
Robert Moore	Aye
Lynette Praytor	Aye
Leigh Sullivan	Aye

Tay Morgan	Aye
Connie Suber	Aye
David Dunbar	Absent

Chairman Dicken then declared the motion to approve the architectural review of the project carried.

The seventh item on the agenda was **CENTRAL MISSISSIPPI REALTORS.** The project was presented by **Mr. Daniel Wooldridge** with Wooldridge Architecture. The project is located at **Sunnybrook Road.** The applicant is requesting approval architecture and site plan for a new office building.

Chairman Dicken opened the floor for a motion. Lynette Praytor made a motion to approve the architectural review of the project as a 'major' agenda item with the recommendation that the site lighting be coordinated and approved prior to permitting. Randy Lynn seconded the motion and a vote was taken thereon as follows:

Randy Lynn	Aye
Robert Moore	Aye
Lynette Praytor	Aye
Leigh Sullivan	Aye
Tay Morgan	Aye
Connie Suber	Aye
David Dunbar	Absent

Chairman Dicken then declared the motion to approve the architectural review of the project carried.

The minutes from the May 14, 2019 meeting were then read and approved by the board. There being no further business to come before the board, the meeting was adjourned.

_____
Bill Dicken, Chairman

ATTEST:

_____
Connie Suber, Secretary

Balfour Beatty
Communities

PROPERTIES THAT PERFORM. PEOPLE WHO DELIVER.

Ridgeland Place Apartments
Architecutral Review Board Package
2019

1 Country View Road Malvern, PA 19355 610-355-8016

Balfour Beatty Communities
1 Country View Road, Suite 100
Malvern, PA 19355
610-355-8146
mduffey@bbcgrp.com

CITY OF RIDGELAND

In Accordance With Ordinance No. 94002

Architectural Review Approval Date: 6/25/19

Approved By:

5/31/2019

Jordan Lohman
City Planner
The City of Ridgeland
304 Highway 51
Ridgeland, MS 39157

Dear Jordan Lohman:

I am writing in request for the review of Ridgeland Place Apartments exterior capital enhancements and the approval of the Architectural Review Board of the City of Ridgeland, MS. Enclosed you will find a list of the items we plan to renovate/enhance with accompanying details. We believe through our renovation and enhancement project we can bring value to Ridgeland Place Apartments, visually enhance the surrounding community and provide a fresh updated community option for the residents of Ridgeland.

Balfour Beatty Communities is a diversified real estate services company who delivers development, design, financing, construction, renovation and property management services in the military, multifamily and student housing sectors. We are a leader in the industry with $6 billion in real estate assets under management and have developed and or renovated an additional $4 billion in assets. We operate over 50,000 units and have renovated or built over 31,000 units across 77 locations in over 30 states.

We believe that our knowledge, experience and expertise will bring a better product to the city of Ridgeland and hope that this presentation meets and exceeds your expectations.

Sincerely,

Michael Duffey
Balfour Beatty Communities
Enclosure

Balfour Beatty Communities
1 Country View Road, Suite 100
Malvern, PA 19355
610-355-8146
mduffey@bbcgrp.com

6/12/2019

Jordan Lohman
City Planner
The City of Ridgeland
304 Highway 51
Ridgeland, MS 39157

Dear Jordan Lohman:

I am writing in request for the review of Ridgeland Place Apartments exterior capital enhancements and the approval of the Architectural Review Board of the City of Ridgeland, MS. Enclosed you will find an amendment to sections 5 and 6 of the review board package that was previously submitted. The amendment consists of changes and details to the paint scheme of the property. Also attached is an updated ARB Checklist. Thank you for your flexibility with this change and amendment. We look forward to our formal review on June 25, 2019.

Sincerely,

Michael Duffey
Balfour Beatty Communities
Enclosure

Table of Contents

1. Architectural Review Board Checklist
2. Site Map
3. Site Lighting
    a. Breezeway/Main Entry Doors/Wall Packs
4. Parking Lot
    a. Stripping/Re-Asphalting
5. Building Corners
    a. Brick Accents
6. Exterior Painting/Gutters/Shutters
    a. Color Scheme and Material
7. Other Exterior Items
    a. Grilling Station
    b. Pool Deck

Architectural Review Board
City of Ridgeland, MS
Checklist of Materials and Colors

Note: Applicant must have Material Board and Colored Rendering will all exterior colors indicated for presentation To Architectural Review Board at time of meeting.

Project : Ridgeland Place
Address: 879 William Boulevard
Ridgeland, MS 39157

Approved: [illegible]
Date: ~~6/12/19~~ 6/25/19

A. Site Plan:

1. **Site Lighting Indicated** ☑ Yes ☐ No **Wall Units** ☑ Yes ☐ No
2. **Pole & Light Fixture Cut Sheet** ☐ Yes ☑ No
   Model Number and Color: _____
3. **Wall Pack Units Cut Sheet** ☑ Yes ☐ No
   Model Number and Color: PLT-11188 / Black
4. **Electrical Service:** ☐ UG ☐ OH
5. **Landscaping Indicated** ☐ Yes ☑ No **Legend** ☐ Yes ☑ No
6. **Parking Area** ☐ Concrete ☑ Asphalt ☐ Wheel Stops ☐ Curbing
   Stripping ☑ Yes ☐ No **Stripping Paint Color:** White
7. **Proper Drainage Indicated** ☐ Yes ☐ No
8. **Trash Dumpster Enclosed by Fence** ☐ **Landscaping** ☐
9. **Proper Grading Indicated** ☐ Yes ☐ No
10. **Ground Mounted Sign Color:** _____
11. **Fence Type:** _____ **Height:** _____
12. **Ground Mounted HVAC Units:** ☐ Yes ☐ No
    Enclosed by Fencing ☐ **Landscaping** ☐
13. **Roof Top Mounted HVAC Units:** ☐ Yes ☐ No
    Enclosed by Parapet Wall ☐ Screen ☐ Type and Color _____

B. Building Elevations & Roof: Material Board Spec Sheets
Color Rendering Yes

1. **Brick Manufacturer:** Henry Brick Co. **Color:** Pewter Tankard
2. **Block Manufacturer:** _____ **Color:** _____
3. **E.I.F.S. Manufacturer:** _____ **Color:** _____
4. **Wood Siding Color:** _____
5. **Metal Siding Color:** _____
6. **O.H. Door Manufacturer:** _____ **Color:** Salty Dog
7. **Gutters, Downspout & Trim Color:** Classic Light Buff
8. **Storefront/Door Manufacturer:** _____ **Color:** _____
9. **Window Manufacturer:** _____ **Color:** _____
10. **Awning Color:** _____
11. **Pipe Bollard Color:** _____
12. **Building Sign Color:** _____

13. Roof Types: ☐ **Built-up Asphalt** ☐ **Modified Bitumen**

☐ **EPDM Color:** _____

☐ **Metal Color:** _____

☐ **Fiberglass Color:** _____

14. Other Exterior Items: Pool Deck Resurface

Grilling Station

15. Color Rendering of Prominent Elevation.

16. $100.00 Architectural Review Board Fee Required: _____**(Paid)**

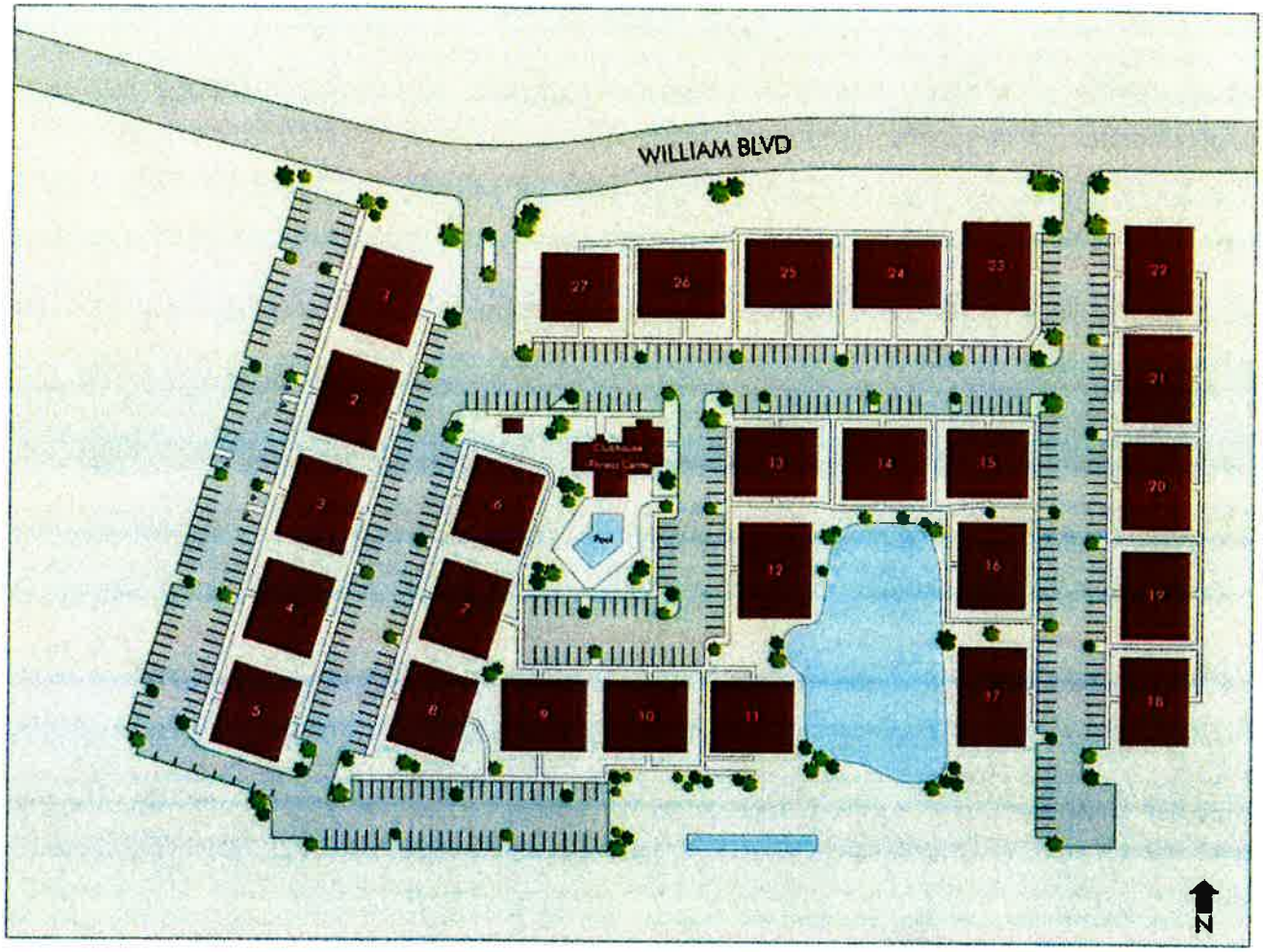
WILLIAM BLVD
1
2
3
4
5
6
7
8
9
10
11
12
13
14
15
16
17
18
19
20
21
22
23
24
25
26
27
Clubhouse
Fitness Center
Pool
N

3. Site Lighting:
Breezeways/Entry Doors/Wallpacks

Scope:
Remove and replace approximately 54 breezeway lights. Remove and replace 220 resident entry door sconces. Remove and replace approximately 107 building flood lights with wall packs. Furnish and install new LED bulbs and fixtures.

New Wallpack



Entry Door Sconce



Breezeway Ceiling Light

Features & Specifications

PLT
WALL PACK

INTENDED USE – The PLT LED wall pack combines traditional wall pack design with high-output LEDs to provide an energy-efficient, low maintenance LED wall pack suitable for replacing 175W Metal Halide fixtures. The traditional shape helps maintain building aesthetics when replacing only a portion of your building's wall packs at a time while also eliminating unwanted markings from the removal of older fixtures. These fixtures are designed for outdoor applications such as pedestrian lighting, security lighting, and parking areas.

CONSTRUCTION – Rugged cast-aluminum housing with bronze polyester powder paint for lasting durability. Tempered glass lens protects the LEDs and provides even light distribution. Housing is sealed against moisture and environmental contaminants (IP65 rated). Designed to protect each fixture from vandalism and bad weather.

OPTICS – High-performance LEDs maintain a 4,200 Lumen output at 5000K for 54,000 hours of use. ≥80 CRI

Standard HID wall packs are reflector based luminaries. This type of fixture loses about 30% of the lamp's Lumens within the reflector and lamp through "Lumen bounce," meaning 30% of the light never escapes the fixture. These types of lamps also lose Lumens quickly over time through a high Lumen depreciation rate. Comparatively, LED wall packs are designed to have a more directional beam angle than metal halide and high pressure sodium wall pack fixtures so no light is lost within the fixture. These fixtures also do not lose Lumens in the same way, meaning the brightness stays consistent longer, needs to be replaced far less frequently, and can replace a MH fixture that on paper has a much higher Lumen rating.

ELECTRICAL – Integral Sosen driver, Input voltage of 100-277 VAC, 50/60Hz.

INSTALLATION – Designed for wall mounting. Housing is configured for mounting directly over a standard junction box. See Installation Instruction PDF for more information.

LISTINGS – ETL Certified to safety standards for wet location. Rated for -40°C to 45°C ambient temperature. DesignLights Consortium® (DLC) qualified product. IP-65 Rated.

WARRANTY – 5-year warranty. PLT products that are damaged or defective will be repaired or replaced at PLT's choosing for a period of 5 years. Contact 1-800-624-4488 for more information.

ADD-ONS – Pair with timers, photocells, and motion sensors for hassle free bright night time lighting and energy savings during the day without needing to worry about manually turning the fixture on and off. If pairing with a photocell, it must be LED compatible in order to operate properly. If using a conventional photocell, be sure to replace it with one rated for use with LEDs. While conventional light sensors will still work with LED fixtures at first, they will burn out prematurely. The same is true for motion sensors.

If you live in the northern hemisphere, you're photocells should face north whenever possible. North-facing light sensors allow for the most balanced on/off schedule based on the arc of the sun. If pointed west, it will turn on and off late and vice versa for east-facing light sensors. Photocells facing the south will be exposed to the most direct sunlight which can burn out the components and cause premature failure. If you want your lights to come on early or late, we recommend pointing the light sensor northeast or northwest, respectfully. The opposite is true south of the equator.

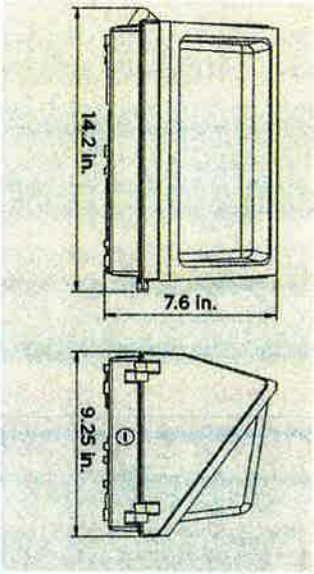

Dimensions
Height: 7.63 in.
Width: 14.2 in.
Depth: 9.25 in.
Weight: 8.04 lbs

PHOTOMETRICS

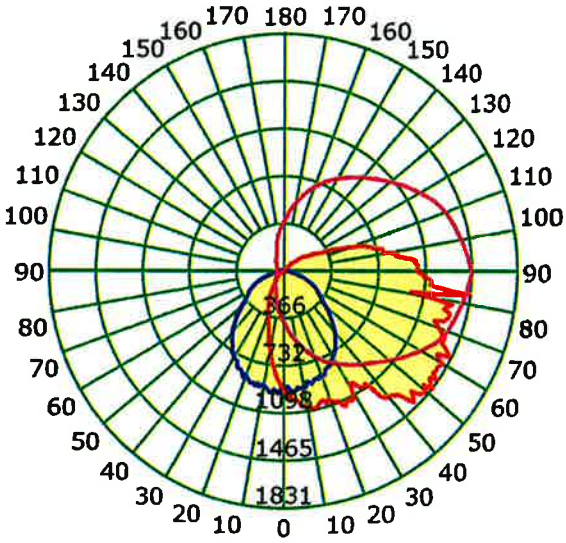

SKU #	Kelvin	Lumens	CRI	Wattage	Voltage	DLC?	Mounting	Life Hours	Warranty
PLT-11188	**5000**	**4,200**	**80**	**35**	**100-277**	**Yes**	**Wall**	**54,000**	**5 Years**

HyperWallMountC6-40 - 542211041

WALL MOUNT CYLINDER LED LIGHT

HYPERIKON®

The Hyperikon® Wall Mount Cylinder is the perfect replacement for any HPS, HID or CFL light fixtures. Eliminate costs by switching to Hyperikon LED lights and save up to 60% on your electricity bill.

SPECIFICATIONS

Model Name	SKU	Wattage	Lumens	Efficacy	Kelvin
HyperWallMountC6-40	542211041	12W	1000 Lm	83 Lm/W	4000K

MODEL DESIGN

Voltage 100-277V

Wired Fixture

Beam Angle 40˚

IP Rate 65

Dimmer Not Recommended

Temperature -22 °F to 120 °F

- Suitable for damp locations.
- 45,000+ hours of lifespan, more than 41.1 years based on 3Hrs/day average.
- Color Rendering Index (CRI) 84+





ACCESSORIES

- Photocell Sensor Included.

WARNINGS AND CAUTIONS

- Risk of electric shock - turn power off before inspection, installation or removal.
- Avoid direct eye exposure to the light source.
- This device is not intended for use with emergency exit fixtures or emergency exit lights.

HYPERIKON®

(888) 846-4973

info@hyperikon.com

707 Broadway Suite 800
San Diego, CA 92101

www.hyperikon.com

Product Description

SUIT YOUR HOME STYLE

- Available in white,brushed nickel or oil rubbed bronze,giving the desired finishing touch to your home's existing decor.
- Choose 3000K warm white or 4000K cool white.Enjoy the lighting with a warm and cozy 3000K,or a natural and bright 4000K.
- Can be used with dimmers. Functional dimmable range 10%-100%.
- Ideal for use in indoor or outdoor applicalton.



Seal against moisture and insects

sponge inside

silicone ring
(optional for use)

1. Includes a silicone ring. Put the ring around the rim for wet location use.

2. Includes a circular sponge. Stuff the sponge in and there is no such thing as a "bug trap"

Easy installation tip

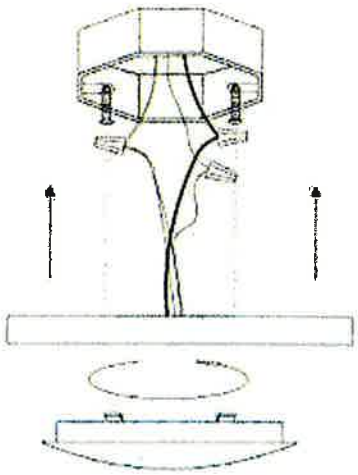

No bulky driver required.
Easily fit in J-boxes.

1. Turn two screws (included)into the junction box before installation. Do Not drive screws completely to the end of the junction box.

2. After wiring,push the fixture up over the screws and turn it so the screws slide along the slots which holds the fixture in place. Fasten the screws.

3. Complete the installation by twisting the diffuser onto the fixture and lock the diffuser in place.

Safe to use, ease to see



1. The ceiling light has a 4" wide LED disk module which minimizes"glare concentration" in the center.

2. Apart from the diffuser, it also comes with a pre-installed insulated transparent cover to protect you from any electric hazard.

3. Low profile design as thin as 1.2". Perfect for low ceiling rooms.

Cloudy Bay Ceiling Light



Cloudy Bay Ceiling Lights:

With a larger size of LED disk inside, it gives off evenly bright light and has no obvious dark area to be seen.

Other Ceiling lights might look like this



Some cheaply made ceiling lights:

Too much glaring concentration in the center ,leaving around area darker. This can be more obvious as you dim the light down.

Product information

Color Name:**4000k(cool White)**

Technical Details

Part Number	LMFFM712840WH
Item Weight	8 ounces
Product Dimensions	7.4 x 7.4 x 1.2 inches
Item model number	LMFFM712840WH
Size	7.5" White
Color	4000k(cool White)
Style	Contemporary
Finish	White
Material	Plastic
Power Source	corded-electric
Voltage	120 volts
Wattage	12 watts
Item Package Quantity	1

Type of Bulb	LED
Luminous Flux	840.00
Certification	ETL Listed
Usage	Indoor and outdoor
Included Components	Light kit included
Batteries Included?	No
Batteries Required?	No

4. Parking Lot:

Scope:

Perimeter Mill and Overlay

Perform wedge cut around the perimeters of the overlay over 2 feet to a depth of 2 inches. The pavement surface shall be cleaned thoroughly. A tack coat using an asphaltic material shall be applied for bonding. Pave with Type "D" hot mix asphalt concrete surface course to achieve an average compacted thickness of 2".

Restripe Parking Lot

Restripe parking lot pavement markings. Dividers shall be white or yellow, fire land and ADA as currently laid out. Use fast dry paint with coverage sufficient to produce a dry film thickness of 1.5 mil.

Sidewalk Repair

Sawcut defined limit of area. Remove existing concrete and recompact subgrade. Install sand as necessary for fine grading of subgrade. Place 4" concrete with broom finish. Concrete shall be 4000 PSI with air entrainment for durability and resistance to surface scaling. Cure concrete with liquid membrane curing compound to insure strength development. Sawcut control joints as necessary. Expansion joint shall be placed at a maximum of 40 feet intervals. Seal joints and perimeter of repair.

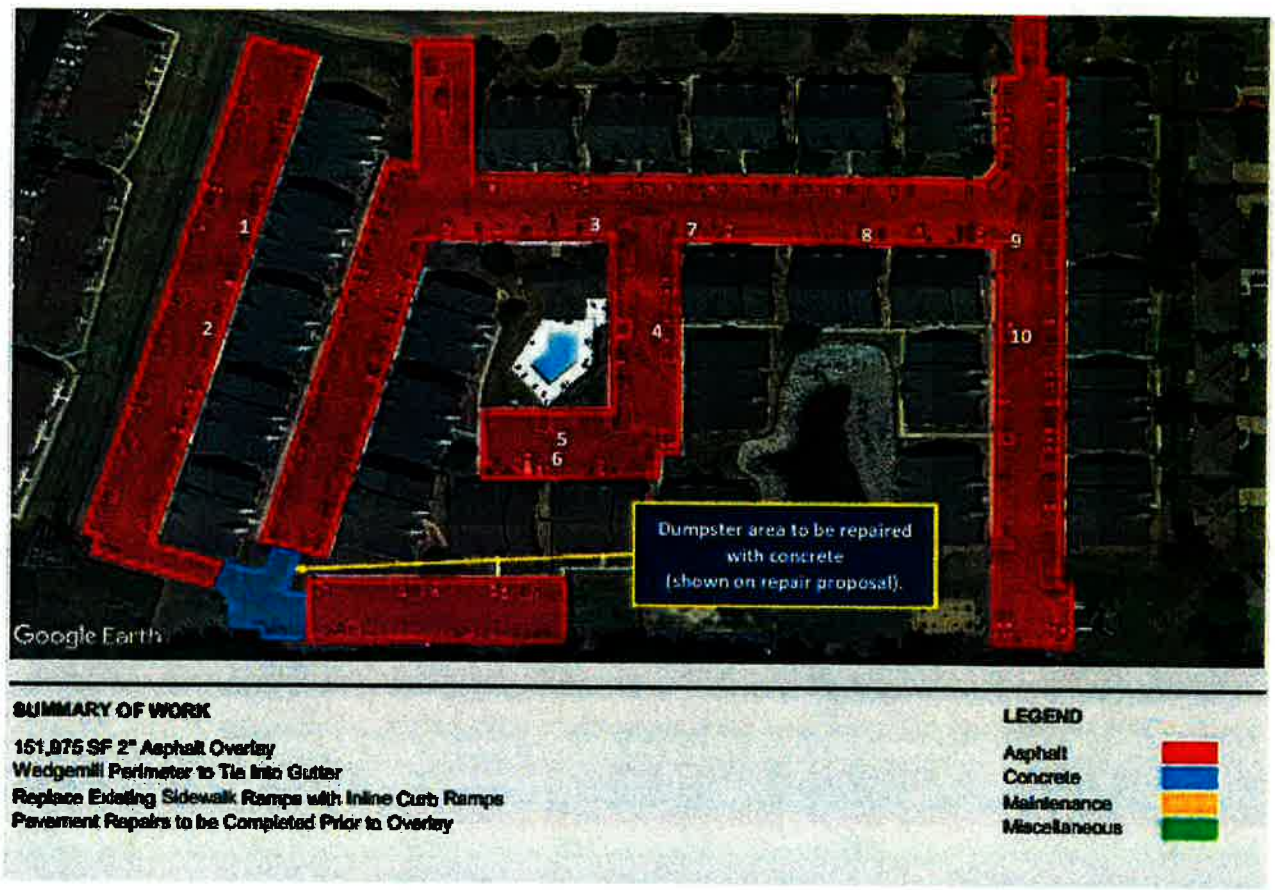

5. Building Corners:

Scope:
Work to be performed on 27 buildings, 4 corners per building totaling 108 corners.
Remove approximately 24 inches of existing damaged brick on each side of the building corner. Prep corners as needed to industry standards to accept new brick pilasters as seen in the attached photo. Construct new brick pilasters with new brick to match the existing brick size and color as close as possible. Paint new brick pilasters to match remaining building brick in Sherwin Williams Color SW0023 "Pewter Tankard" using Loxon Self-Cleaning Acrylic Paint. Clean areas of construction related debris and haul off.

Brick Specs attached:

Brick Color:

Brick Specs:

HENRY BRICK CO., INC.

Material Safety Data Sheet

HENRY BRICK COMPANY, INC.
3409 Water Ave.
P. O. Box 850
Selma, Alabama 36702-0850

For additional information contact:
Elton Birch, V.P. Production
Telephone: 1-800-548-7576
334-875-2600

Date Completed: July,1994
Latest Revision: Nov., 2000

SECTION I - PRODUCT IDENTIFICATION

Product Name: Brick

Chemical Family: Predominately Aluminum Silicates
Formula: Mixture

SECTION II - HAZARDOUS INGREDIENTS

Ingredients	CAS #	%Weight	Exposure Limits OSHA PEL	Exposure Limits ACGIH TLV
Aluminum Silicates	Various	50-85	15 mg/m^3	10 mg/m^3
Quartz	14808-60-7	15-25	10 mg/m^3 %SIO_2+2 (Respirable)	.05 mg/m^3 (Respirable)
Manganese Compounds	Various	0-3	Not available	Not available

The above chemistries are provided for industrial hygiene and environmental purposes and are not intended to represent product specifications. This information has been compiled from data believed to be reliable. Elements such as aluminum, arsenic, boron, calcium, chromium, cobalt, copper, lead, molybdenum, nickel, tin, titanium, vanadium, and zirconium may be present in trace amounts. Brick products as shipped do not present an exposure hazard.

SECTION III - PHYSICAL/CHEMICAL CHARACTERISTICS

Boiling Point: NA
Melting Point: NA
Specific Gravity: 2.6
Vapor Pressure: NA
Vapor Density: NA
Solubility in Water: Negligible
Appearance and Odor: Granular solid, essentially odorless. Brick come in a wide range of colors.

SECTION IV - FIRE AND EXPLOSION HAZARD DATA

Brick as shipped do not pose a fire or explosion hazard.

SECTION V - REACTIVITY

Brick as shipped are not reactive.

SECTION VI - HEALTH HAZARD DATA

Brick as shipped do not present an inhalation, ingestion or contact hazard. However, operations such as sawing and grinding may result in the following effects.

ACUTE EFFECTS OF OVEREXPOSURE:

Eye: May cause irritation by abrasion with dust or chips.

Skin: Brick dust or chips may cause allergic reactions in hypersensitive individuals; May cause cuts and skin abrasions.

Inhalation: Brick dust or chips may cause congestion and irritation in nasal and respiratory passages.

Ingestion: No known acute effects.

CHRONIC EFFECTS OF OVEREXPOSURE:
Excessive exposures to respirable particulates (dust) over an extended period of time may result in the development of pulmonary diseases such as silicosis.

SECTION VI - HEALTH HAZARD DATA (continued)

CARCINOGENICITY:

The following carcinogenicity classifications for crystalline silica have been established by the following agencies:

OSHA: Not regulated as a carcinogen
IARC: Group 1 carcinogenic in humans
NIOSH: Carcinogen, with no further categorization
NTP: Known carcinogen

WARNING: Brick dust may contain crystalline silica, a chemical that has been determined by the agencies listed above to cause cancer. Inhalation of brick dust above established or recommended exposure levels should be avoided by use of wet sawing or shaping and/or use of a NIOSH and/or MSHA approved respirator. Always stack and store brick in a stable manner to avoid falling hazards.

SECTION VII - PRECAUTIONS FOR SAFE HANDLING AND USE

Ventilation:	Provide adequate ventilation to maintain exposures below the OSHA PEL and ACGIH TLV for quartz and other substances.
Respiratory Protection:	For airborne concentration exceeding the OSHA PEL or ACGIH TLV use a NIOSH and/or MSHA approved respirator.
Other Protective Equipment:	**Eye and Face:** Face shields should be used when sawing brick. **Skin:** Use gloves and or protective clothing if abrasions or allergic reactions are experienced. **Other:** Use of steel toe shoes is recommended when handling brick.
Other controls:	Use of wet sawing methods is recommended anytime that brick must be cut.

SECTION VIII - FIRST AID AND MEDICAL

Inhalation:	Remove from exposure to airborne particulates. Consult a physician if breathing does not return to normal.
Skin:	Wash with soap and water. If an allergic reaction causes a rash that does not heal with in a few days consult a physician. Treat abrasions as any other scrape or cut with disinfectants and bandages.
Eye:	Flush with running water. Obtain medical assistance if irritation continues.
Medical Conditions Aggravated by Exposure:	Excessive dust exposure may aggravate any existing respiratory disorders or diseases. Possible complications or allergies resulting in irritation to skin, eyes, and respiratory tract may occur from excessive exposure to dusts.

SECTION IX - OTHER REGULATIONS

RCRA:	Brick in its solid form is typically considered a non-hazardous waste for disposal, but local regulation may vary, therefore all waste must be disposed/recycled/reclaimed in accordance with federal, state, and local environmental control regulations. Water containing brick solids, such as from wet sawing operations, should also be disposed of in accordance with federal, state and local environmental regulation. Brick waste should not be used as a blasting agent.
EPCRA Section 311/312:	Brick as shipped are not a Section 311/312 reportable product.
EPCRA Section 313:	Brick as shipped are not subject to the Section 313, Toxic Chemical Release Inventory reporting requirements.
DOT:	Brick as shipped are not hazardous materials per DOT regulations.

SECTION X - OTHER INFORMATION

Henry Brick Co., Inc. considers our product an "article" as defined in 30 CFR 1200 (b)(g)(iv) and 40 CFR 372.38. As an article, an MSDS is not required and the product is exempt from all other requirements of the hazard communication standard. OSHA requires an MSDS for brick because it is occasionally dry sawed. We recommend only wet sawing of brick.

This MSDS was prepared with information believed accurate at the time of preparation and was prepared and provided in good faith. However, **Henry Brick Co., Inc.** assumes no responsibility as to the accuracy or suitability of such information and no warranty expressed or implied is made.

HENRY
BRICK
Beautiful Naturals
RED VELOUR

ACCREDITED Testing Laboratory

CLEMSON UNIVERSITY
THE BISHOP MATERIALS LABORATORY

AASHTO R18 ACCREDITED LABORATORY

TEST REPORT

100 Clemson Research Blvd.
Anderson, SC 29625
(864) 656-1094
Fax: (864) 656-1095
www.brickandtile.org

Results of Tests on brick Conducted in accordance with ASTM C 67-16 Standard Test Methods for Sampling and Testing Brick and Structural Clay Tile

10/30/2017

Name:	Henry Brick Company, Inc P. O. Box 850 Selma , AL 36702-0850	Plant:	Henry Brick Company, Inc.	*Temperature: 60 - 90F
Phone:	334-875-2600	Report Number:	7866-17620	*Humidity: 30% - 70%
Fax:	334-875-7842	Received Date:	10/12/2017	
		Sampled Date:	10/12/2017	
		Lot:		
		Product Code:		

Sample Description: **Clear Fired Cored, Pit. 1 Clear Fired**

Absorption	1	2	3	4	5	Average	Test Date
24 Hour Submersion in Cold Water (%)	6.30	5.98	5.66	6.05	5.82	5.96	10/18/2017
5 Hour Submersion in Boiling Water (%)	9.11	8.71	8.46	8.73	8.53	8.71	
Saturation Coefficient (Ratio of 24H to 5H)	0.69	0.69	0.67	0.69	0.68	0.68	

Compressive Strength	1	2	3	4	5	Average	
psi	11,820	11,706	11,855	10,717	10,738	11,367	10/19/2017
MPa	81.5	80.7	81.7	73.9	74.0	78.4	

Efflorescence	11	12	13	14	15		
	Not Effloresced	Not Effloresced	Not Effloresced	Not Effloresced	Not Effloresced		10/26/2017

IRA (Oven Dried Method)	6	7	8	9	10	Average	
g/min/30 in.²	11.6	15.3	15.5	16.0	15.3	14.7	10/19/2017
Average % Void	24.7						10/19/2017

The brick represented by the test results shown here comply with the physical property requirements of the standards listed below:

ASTM C 216 - 17 Standard Specification for Facing Brick (Solid Masonry Units Made From Clay or Shale)
Grade: SW, MW

Michael Walker, Quality Manager

**The temperature and humidity of the Bishop Materials Laboratory is constantly kept between 60 -90F, and 30-70% RH*
The results shown above apply only to the samples tested, which are provided by the customer.
This test report shall not be reproduced except in full, without written approval of the laboratory.

Lab Reference: 7866.17620

SHERWIN WILLIAMS.

LOXON®

SELF-CLEANING ACRYLIC COATING

LX13W0051 Extra White
LX13W0053 Deep Base
LX13T0054 Ultradeep Base
LX13Y0056 Light Yellow

As of 07/11/2018, Complies with:			
OTC	Yes	LEED® 09CI	N/A
OTC Phase II	Yes	LEED® 09NC	N/A
SCAQMD	Yes	LEED® 09CS	N/A
CARB	Yes	LEED® v4 Emissions	N/A
CARB SCM2007	Yes	LEED® v4 VOC	Yes
Canada	Yes	MPI	Yes

CHARACTERISTICS

Loxon® Self-Cleaning Acrylic Coating is specifically engineered for exterior, above-grade, masonry surfaces requiring a clean and attractive look while providing high performance protection with enhanced water shedding and dirt pick-up resistant properties. This may be applied to a surface with a pH of 6 to 13.

Loxon Self-Cleaning Acrylic Coating is formulated to be self-cleaning by shedding dirt upon rain or water contact.

Key Attributes and Benefits:

- Excellent dirt pick up resistance
- Excellent water shedding
- Resistant to wind driven rain
- Hydrophobic characteristics
- Adhesion to multiple concrete surfaces, wood and EIFS
- Highly alkali and efflorescence resistant
- Apply directly to fresh concrete (at least 7 days old)
- Can be applied down to 35°F

Color: Many colors
Coverage: 200-300 sq ft/gal @ 5-7 mils wet; 2.1-2.9 mils dry
Coverage on porous & rough stucco 125 square feet per gallon
Drying Time, @ 77°F, 50% RH:
Touch: 4 hours
Recoat: 24 hours
No maximum recoat time. Drying and recoat times are temperature, humidity, and film thickness dependent.
Finish: 0-10 units @ 85°
Tinting with CCE:

Base	oz/gal	Strength
Extra White	0-7	SherColor
Deep Base	4-12	SherColor
Ultradeep Base	10-12	SherColor
Light Yellow	0-12	SherColor

Extra White **LX13W0051**
(may vary by base)
VOC (less exempt solvents): <50 g/L; <0.42 lb/gal
As per 40 CFR 59.406 and SOR/2009-264, s.12
Volume Solids: 42 ± 2%
Weight Solids: 57 ± 2%
Weight per Gallon: 11.37 lb
Flash Point: N/A
Vehicle Type: 100% Acrylic

Mildew Resistant
This coating contains agents which inhibit the growth of mildew on the surface of this coating film.

SPECIFICATIONS

Concrete, Masonry, Stucco
Self-prime using 2cts. of Loxon Self-Cleaning
Or
1ct. Loxon Concrete & Masonry Primer
2cts. Loxon Self-Cleaning Acrylic Coating

CMU, Block, Split-face Block
1ct. Loxon Acrylic Block Surfacer
Or Pro Industrial Heavy Duty Block Filler
2 cts. Loxon Self-Cleaning Acrylic Coating

Spray and backroll on porous & rough stucco to achieve required film build and a pin-hole free surface.

For porous block a coat of Loxon Acrylic Block Surfacer is required to achieve a pinhole free surface.

PHYSICAL PROPERTIES

LX13W0051

Wind-Driven Rain Test ..... Passes
Based on ASTM D6904-03
2cts Loxon Self-Cleaning Acrylic Coating at 4.2 mils dft
Water Vapor Permeance ..... 22 perms
Based on ASTM D1653
1 ct Loxon Self-Cleaning Acrylic Coating at 4.2 mils dft,
14 day cure @ 77°F & 50% RH
Elongation 55%
ASTM D2370
1 ct Loxon Self-Cleaning Acrylic Coating at 4.3 mils dft,
14 day cure @ 77°F & 50% RH
Tensile Strength ..... 310 psi
ASTM D2370
1 ct Loxon Self-Cleaning Acrylic Coating at 4.3 mils dft,
14 day cure @ 77°F & 50% RH
Flexibility ..... Passes
ASTM D522- Method B, 180° bend, 1/8" mandrel
Alkali Resistance ..... Passes
Based on ASTM D1308
Mildew Resistance ..... Passes
ASTM D3273/D3274
Efflorescence 10
ASTM D7072-04
Shelf Life: ..... 36 months unopened

SURFACE PREPARATION

WARNING! Removal of old paint by sanding, scraping or other means may generate dust or fumes that contain lead. Exposure to lead dust or fumes may cause brain damage or other adverse health effects, especially in children or pregnant women. Controlling exposure to lead or other hazardous substances requires the use of proper protective equipment, such as a properly fitted respirator (**NIOSH** approved) and proper containment and cleanup. For more information, call the National Lead Information Center at **1-800-424-LEAD** (in US) or contact your local health authority.

Remove all surface contamination by washing with an appropriate cleaner, rinse thoroughly and allow to dry. Scrape and sand peeled or checked paint to a sound surface. Sand glossy surfaces dull. Seal stains from water, smoke, ink, pencil, grease, etc. with the appropriate primer/sealer. Recognize that any surface preparation short of total removal of the old coating may compromise the service length of the system.

Caulking
Gaps between windows, doors, trim, and other through-wall openings can be filled with the appropriate caulk after priming the surface.

Cement Composition Siding/Panels
Remove all dirt, dust, grease, oil, loose particles, laitance, foreign material, and peeling or defective coatings. Allow the surface to dry thoroughly. Concrete and masonry must be cured at least 7 days at 75°F. Fill bugholes, air pockets, cracks, and other voids with an elastomeric patch or sealant. Rough surfaces can be filled to provide a smooth surface.

continued on back

SHERWIN WILLIAMS.

LOXON®

SELF-CLEANING ACRYLIC COATING

LX13W0051 Extra White
LX13W0053 Deep Base
LX13T0054 Ultradeep Base
LX13Y0056 Light Yellow

SURFACE PREPARATION

Masonry, Concrete, CMU
Remove all dirt, dust, mildew, loose particles, laitance, foreign material, peeling and defective coatings, chalk, form release agents, moisture curing membranes, etc.
On tilt-up and poured-in-place concrete, commercial detergents and sandblasting may be necessary to remove sealers, release compounds, and to provide an anchor pattern.
Allow the surface to dry thoroughly.
Concrete and mortar must be cured at least 7 days at 75°F to apply this product directly. Fill bugholes, air pockets, cracks, and other voids with an elastomeric patch or sealant. Rough and porous block can be filled using Loxon Acrylic Block Surfacer to provide a smooth surface.

Mildew
Prior to attempting to remove mildew, it is always recommended to test any cleaner on a small, inconspicuous area prior to use. Bleach and bleaching type cleaners may damage or discolor existing paint films. Bleach alternative cleaning solutions may be advised.
Mildew may be removed before painting by washing with a solution of 1 part liquid bleach and 3 parts water. Apply the solution and scrub the mildewed area. Allow the solution to remain on the surface for 10 minutes. Rinse thoroughly with water and allow the surface to dry before painting. Wear protective eyewear, waterproof gloves, and protective clothing. Quickly wash off any of the mixture that comes in contact with your skin. Do not add detergents or ammonia to the bleach/water solution.

Incidental Metal
Wash to remove any oil, grease, or other surface contamination. All corrosion must be removed with sandpaper, wire brush, or other abrading method. Primer required.

Wood
Sand any exposed wood to a fresh surface. Patch all holes and imperfections with a wood filler or putty and sand smooth. All patched areas must be primed. Primer required.

APPLICATION

Apply at temperatures above 35°F. When the air temperature is at 35°F, substrates may be colder; prior to painting, check to be sure the air, surface, and material temperature are above 35°F and at least 5°F above the dew point. Avoid using if rain or snow is expected within 2-3 hours.
Do not apply at air or surface temperatures below 35°F or when air or surface temperatures may drop below 35°F within 48 hours.

No reduction necessary.
Do not paint in direct sun or on a hot surface.

Brush - Use a nylon/polyester brush. Purdy Pro-Extra
Roller - Use a 1/2"-3/4" nap synthetic cover. Purdy Marathon
Spray—Airless
Pressure..... 2000 psi
Tip ..... .017-.021"
Spray and backroll on porous & rough stucco to achieve required film build and a pin-hole free surface.

TIPS

Sealing and Patching—After cleaning the surface thoroughly, prime the concrete surface with Loxon Self-Cleaning Acrylic Coating , apply an elastomeric patch or sealant if needed, allow to dry, then topcoat.
To improve the performance consider:

- Use caution when preparing the substrate to create a uniform surface.
- Cracks, crevices, and through-wall openings must be patched with an elastomeric patch or sealant.
- Fill voids and openings around window and doors with an elastomeric patch or sealant.
- Stripe coat all inside and outside corners and edges with 1 coat of Loxon Self-Cleaning Acrylic Coating .

CAUTIONS

For exterior use only.
Protect from freezing.
Non-photochemically reactive.
Not for use on horizontal surfaces (floors, roofs, decks, etc.) where water will collect.
Not for use below grade. Will not withstand hydrostatic pressure.

Before using, carefully read **CAUTIONS** on label.

HOTW 07/11/2018 LX13W0051 03 41
FRC,SP,KOR

CLEANUP INFORMATION

Clean spills, spatters, hands and tools immediately after use with soap and warm water. After cleaning, flush spray equipment with a compliant cleanup solvent to prevent rusting of the equipment. Follow manufacturer's safety recommendations when using solvents.

The information and recommendations set forth in this Product Data Sheet are based upon tests conducted by or on behalf of The Sherwin-Williams Company. Such information and recommendations set forth herein are subject to change and pertain to the product offered at the time of publication. Consult your Sherwin-Williams representative or visit www.paintdocs.com to obtain the most current version of the PDS and/or an SDS.

6. Exterior Paint/Gutters/Shutters:

Scope:
Shutters: Remove and replace all shutters throughout the property. Shutters will be black in color and will match the existing style and size as close as possible. Contractor will provide a open top dumpster for disposal of old shutters.

Gutters & Downspouts: Install new K-style aluminum gutter to be painted in "classic light buff" SW0050. Install new aluminum downspout to match existing property color as close as possible. Gutters and downspouts will be completed with end caps, joints and gutter hangers and 90 degree turnouts as needed in the following locations:

(27 Buildings)
Building #1,2,3,4,5,7,8,9,10,12,15,18,19,20,21,22,23. Add 120' of downspouts on the front and back of the buildings.
Building #6. Install 80' of gutter and 140' of downspouts
Building #11. Install 30' of gutter and 140' of downspouts
Building#13, 14, 16. Install 85' of gutter and 180' of downspouts
Building#17. Install 115' of gutter and 200' of downspouts
Building#24, 25, 26, 27. Install 55' of gutter and 180' of downspouts

Total for entire complex: Gutter footage: 700', Downspout footage: 3,780'

Entrance Sign Caps: Remove existing damaged stucco caps at property entrance (10 pillar caps and 8 wall caps). Install new EFIS caps and apply new base coat and finish coat in the area of the property sign. Clean up and haul away all debris.

Trim Coil: Remove and replace the existing trim coil fascia throughout the property on 27 buildings. New trim coil will be painted in "classic light buff" SW 0050. Work will be performed on the following building types:

Building Type A (10 buildings) approximately 280 linear feet per building.
Building Type B (15 buildings) approximately 320 linear feet per building.
Building Type C (2 buildings) approximately 400 linear feet per building.

Exterior Metal & Door Paint:

Prep Work: Exterior of all apartment doors and railings will have a chemical wash prior to start of painting. All fencing will also be chemically treated and pressure washed to remove any loose materials and debris that may be present. Pressure washer will only be used on fencing. The chemical mixture to be used consists of outdoor bleach and Jomax diluted with water to ensure the safety of surrounding vegetation. All areas will be rinsed with clean water. These areas include only doors, railings, and fences on all units in preparation for painting.

Iron Handrails: All iron handrails on apartments and around the grounds will be prepped as necessary to accept paint. Upon completion of preparation all handrails will be painted with two (2) coats of exterior Pro Industrial DTM (Direct-to-metal), color and sheen selections listed below.

Iron Fencing: Iron fencing around pool, lagoon, entrance gates and surrounding perimeter fence (where exposed) will be prepped as necessary to accept paint. Upon completion of the preparation all fencing will be painted with two (2) coats of Pro Industrial DTM (Direct-to-metal) color and sheen selections listed below.

Doors: All doors will be prepped as necessary to accept paint. Upon completion of preparation all doors they will be painted with two (2) coats of SW Super Paint exterior acrylic with color and sheen selections listed below.

Exterior Wash: Entire exterior of all apartment units will have a chemical wash prior to start of painting. The mixture to be used consists of outdoor bleach and Jomax diluted with water to ensure the safety of surrounding vegetation. All areas will be rinsed with clean water. All brick will be pressure washed to remove any loose materials and debris that may be present. All sidewalks and patios will also be cleaned and pressure washed.

Siding Paint: All existing exterior siding of apartments will be prepped as necessary to accept paint. Upon completion of preparation all siding will be painted with two (2) coats of exterior acrylic SW Super paint, color and sheen selections listed below.

Shutter Specs:

Cathedral Open Louver & Williamsburg Raised Panel Specs.

Part Material:	Polypropylene copolymer Reinforced UV Stabilized Wood grain finish Color molded through
Fabrication:	One piece injection molded
Available Sizes:	Open Louver
Widths:	12" and 14 1/2" widths
Lengths:	25", 31", 36", 39", 43", 48",52", 55", 60", 64", 67", 72", 75", & 80"
	Raised Panel
Widths:	12" and 14 3/4" widths
Lengths:	31", 35", 39", 43", 47", 51", 55", 59", 63", 67", 67" Cottage Style, 71", 75", & 80".

Length may vary +1/2" / -1"
Width may vary +1/2" / -1/4"

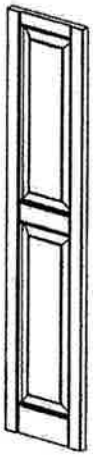

shutters_spec2.ai
Issued: 08/20/01
Revised: 08/07/07

Gutters



Aluminum Gutter has extra-long, heavy-weight aluminum construction. Featuring a baked-on white finish and a traditional K style design, this durable gutter can be used to control runoff and help protect the walls and landscaping of your home. A perfect complement to your home or building, this gutter fits 5 in. gutter systems.

- Heavy-weight, rust-free aluminum construction for durability
- Baked-on white finish for low maintenance
- Extra-long 16 ft. design requires fewer splices
- K style design to complement your home
- Use to control roof runoff and help protect walls and landscaping
- Fits 5 in. gutter systems
- Easy installation

Entrance Sign Caps:

Trim Coil:

Trim coil provides PVC-coated trim for many uses around your home or business. It's made in a variety of colors to match the most popular siding choices. Its textured coating is used wherever you need a wood-grain look to finish the exterior of your home.

- Sturdy, long lasting PVC coated, aluminum construction
- Colonial white color
- For multiple uses including door and window trim, flashing around dormers and skylights, custom drip edges, crafts, hobbies and household projects
- Create your own trim shapes using a hand brake
- 24 in. x 50 ft. Size is the most popular and a favorite of contractors
- Oversized product is only available to ship to your local Home Depot store, if home delivery is needed - please call your pro desk to learn about home delivery options

Iron Handrails, Fencing and Doors:

Handrails

Doors

Handrails

Pool Fence

VinylSafe® Paint Colors

Share on Facebook Share on Twitter Share on Pinterest Share on Houzz Share this with your friends Share with email Print page

Refresh the look of your vinyl exterior with more color options than ever

Until now, there were limitations to painting vinyl. Using a dark color on top of a lighter would cause the substrate to buckle. Your only option was to choose the same color or lighter. No longer.

Sherwin-Williams VinylSafe® paint colors allow you the freedom to choose from 100 color options, including a limited selection of darker colors formulated to resist warping or buckling when applied to a sound, stable vinyl substrate.

Simply select from this VinylSafe® paint color palette and apply using Sherwin-Williams Emerald®, Duration®, Resilience®, SuperPaint® latex paints, or SnapDry™ Door & Trim Paint. No matter which product you choose, VinylSafe® paint colors give you a wide range of color options for your vinyl exterior.

Colors:

Chimney Accent – "Smudge" SWVS 425 (VinylSafe)

Smudge
SWVS 425

Body – "Silverpalm" SWVS 430 (VinylSafe)

Silverpalm
SWVS 430

Brick Accent – "Pewter Tankard" SW 0023

Chimney Trim – "Classic Light Buff" SW 0050



Door Trim – "Classic Light Buff" SW 0050



Fascia – "Classic Light Buff" SW 0050

Shutter – "Black Magic" SW 6991

Door – "Salty Dog" SW 9177

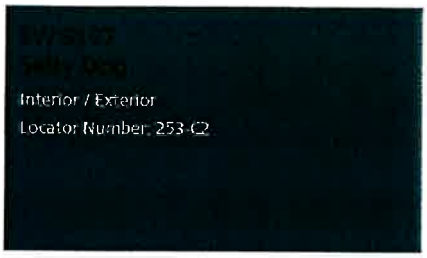

Railing – "Black Magic" SW 6991

Exterior Finishes

Steel/Ferrous Metal

Spot Prime: B50NZ0006 - Kem Kromik® Universal Metal Primer Brown Brown
- Location: Metal Railings

Finish: B54W00151 - Pro Industrial Urethane Alkyd Enamel Extra White
- Location: Metal Railings

Steel/Ferrous Metal / Fiberglass

Finish: B66W00311 - Sher-Cryl HPA High Performance Acrylic Gloss Coating Extra White
- Location: Entrance Doors

Vinyl Siding, Architectural Plastics, PVC and Fiberglass

Finish: A89W01151 - SuperPaint® Exterior Latex Satin Extra White
- Location: Vinyl Siding

Finish: A89W01151 - SuperPaint® Exterior Latex Satin Extra White
- Location: Shutters

SHERWIN-WILLIAMS.

Reference Pages

Data Pages

KEM KROMIK®
UNIVERSAL METAL PRIMER

B50NZ0006 BROWN
B50WZ0001 OFF WHITE
B50AZ0006 GRAY

As of 01/16/2018, Complies with:			
OTC	No	LEED® 09 NC, CI	No
OTC Phase II	No	LEED® 09 CS	No
SCAQMD	No	LEED® 09 S	No
CARB	No	LEED® v4 Emissions	No
CARB SCM 2007	No	LEED® v4 VOC	No
Canada	No	MPI	Yes

CHARACTERISTICS

KEM KROMIK UNIVERSAL METAL PRIMER is a rust inhibiting, modified phenolic alkyd resin primer designed for use over iron and steel substrates. Can be used as a universal primer under high performance topcoats. Suitable as a barrier coat over conventional coatings which would normally be attacked by strong solvents in high performance coatings.

Features:
- High film build to protect sand blasted steel
- Corrosion resistant
- Universal, can be topcoated with epoxies and urethanes
- Exterior/interior metal primer
- Suitable for use in USDA inspected facilities

For use on properly prepared:
- Steel

Recommended for use in:
- Shopcoat primer
- Maintenance primer
- Structural steel
- Machinery
- Marine vessels
- Barrier coating
- Hand rail
- Storage tanks
- Bar joists
- Steel pipe

Tinting: **DO NOT TINT**
Shelf Life: 36 months, unopened
Finish: Flat

White B50WZ0001
(may vary by base)
VOC(less exempt solvents) 389 g/L - 3.24 lb/gal
(as per 40 CFR 59.406 and SOR/2009-264, s. 12)
Volume Solids: 55 ± 2%
Weight Solids: 75 ± 2%
Weight per Gallon: 12.86 lb/gal ± .2 lb
Flash Point: 80°F PMCC

Brown B50NZ0006
(may vary by base)
VOC(less exempt solvents) 409 g/L - 3.24 lb/gal
(as per 40 CFR 59.406 and SOR/2009-264, s. 12)
Volume Solids: 53 ± 2%
Weight Solids: 73 ± 2%
Weight per Gallon: 12.62 lb/gal ± .2 lb
Flash Point: 80°F PMCC

SPECIFICATIONS

Color: White, Brown & Gray
Recommended Spread Rate per coat: White B50WZ0001 (varies by base)

wet mils:	6.0 –8.0
dry mils:	3.3 - 4.4
coverage:	267- 200 sq ft/gal approximate

Theoretical coverage: 882 sq ft/gal @ 1 mil dry
Drying Schedule @ 6.0 mils wet, 50% RH:

	@ 40°F/4.5°C	@ 77°F/25°C	@ 110°F/43°C
To touch:	2 hours	30 minutes	15 minutes
Tack handle:	2.5 hours	1 hours	20 minutes
To recoat: with itself & alkyds	2.5 hours	1 hours	45 minutes
To recoat:*	36 hours	16 hours	16 hours
To cure:	7 days	7 days	7 days

* Recoat with hot solvents or high performance coatings. For maximum adhesion, acrylic topcoats require 48 - 72 hours drying of primer. Drying and recoat times are temperature, humidity, and film thickness dependent.

RECOMMENDED SYSTEMS

Steel:
1ct. Kem Kromik Universal Primer
1-2 cts. Topcoat
Acceptable Topcoats:
Acrolon 218 HS Polyurethane
Hi-Solids Polyurethane
Industrial Enamel
Macropoxy HS Epoxy
Metalatex Semi-Gloss Enamel
Pro Industrial Acrylic
Pro Industrial DTM Acrylic
Pro Industrial Waterbased Epoxy
Pro Industrial Waterbased Alkyd-Urethane
Pro Industrial Multi-Surface Acrylic
Pro Industrial Pre-Catalyzed Epoxy & Urethane
Pro Industrial Urethane Alkyd Enamel
Pro Industrial Waterbased Acrolon 100
Sher-Cryl
Silver-Brite Aluminum
Steel Master 9500
Tile-Clad HS Epoxy

The systems listed above are representative of the product's use, other systems may be appropriate. Other topcoats may be appropriate.

System: (unless otherwise indicated)
Substrate: Steel
Surface Preparation: SSPC-SP6/NACE 3
Primer: 1ct. Kem Kromik Universal Metal Primer,@ 3.0 –4.4 mils dft/ct.

Adhesion[1]:
Method: ASTM D3359
Result: 4B
Corrosion Resistance[1]:
Method: ASTM D5894, 1008
Result: Pass
Dry Heat Resistance:
Method: ASTM D2485
Result: 200°F
Flexibility[1]:
Method: ASTM D522, 1/4" mandrel
Result: Pass

Fineness of grind[2]:
Method: Hegman
Result: 4 Hegman minimum
Sag Test[2]:
Method: ASTM D4400
Result: 12 mils minimum
Viscosity[2]: 84-94 KU
Water Resistance[1]:
Result: Pass

[1] 1ct. Kem Kromik Primer 4.5-5 WFT [2] Standard test based on Certificate of Analysis

continued on back

SHERWIN-WILLIAMS.

KEM KROMIK® UNIVERSAL METAL PRIMER

SURFACE PREPARATION

WARNING! Removal of old paint by sanding, scraping or other means may generate dust or fumes that contain lead. Exposure to lead dust or fumes may cause brain damage or other adverse health effects, especially in children or pregnant women. Controlling exposure to lead or other hazardous substances requires the use of proper protective equipment, such as a properly fitted respirator (**NIOSH** approved) and proper containment and cleanup. For more information, call the National Lead Information Center at **1-800-424-LEAD** (in US) or contact your local health authority.

Iron & Steel- Minimum surface preparation is Hand Tool Clean per SSPC-SP2. Remove all oil and grease from surface by Solvent Cleaning per SSPC-SP1. For better performance, use Commercial Blast Cleaning per SSPC-SP6/NACE 3, blast clean all surfaces using a sharp, angular abrasive for optimum surface profile (2 mils). Prime any bare steel within 8 hours or before flash rusting occurs.

Previously Painted Surfaces - If in sound condition, clean the surface of all foreign material. Smooth, hard or glossy coatings and surfaces should be dulled by abrading the surface. Apply a test area, allowing paint to dry one week before testing adhesion. If adhesion is poor, additional abrasion of the surface and/or removal of the previous coating may be necessary. Retest surface for adhesion. If paint is peeling or badly weathered, clean surface to sound substrate and treat as a new surface as above. Recognize that any surface preparation short of total removal of the old coating may compromise the service length of the system.
Other substrates may or may not be appropriate. If a specific substrate is not listed above, consult your Sherwin-Williams representative for more information.

As a "Barrier" Coat - If it is necessary to topcoat a previously painted surface with chemically resistant or strong solvent topcoats, Kem Kromik Universal Metal Primer can be used as a barrier coat to help reduce lifting. Apply a coat of Kem Kromik Universal Metal Primer to a small area to test for adhesion or bleeding. If there is evidence of either poor adhesion or bleeding, clean surface to bare steel and apply recommended system.

APPLICATION PROCEDURES

Apply paint at the recommended film thickness and spreading rate as indicated on front page. Application of coating above maximum or below minimum recommended spreading rate may adversely affect coating performance. Spreading rates are calculated on volume solids and do not include an application loss factor due to surface profile, roughness, or porosity of the surface, skill, and technique of the applicator, method of application, various surface irregularities, material lost during mixing, spillage, over thinning, climatic conditions, and excessive film build.

SAFETY PRECAUTIONS

Refer to the SDS sheets before use. **FOR PROFESSIONAL USE ONLY**
Published technical data and instructions are subject to change without notice. Contact your Sherwin-Williams representative for additional technical data and instructions.

PERFORMANCE TIPS

Mix paint thoroughly to a uniform consistency with slow speed power agitation prior to use.
Stripe coat crevices, welds, and sharp angles to prevent early failure in these areas.
When using spray application, use a 50% overlap with each pass of the gun to avoid holidays, bare areas, and pinholes. If necessary, cross spray at a right angle.
Not recommended for immersion service or exposure to acids, alkalis, or strong solvents.
Intimate contact with the steel surface and primer is necessary for adequate rust inhibition and adhesion.
For maximum adhesion, acrylic topcoats require 48 - 72 hours drying of primer.

APPLICATION

Refer to the SDS sheet before use

Temperature:	40°F(4.5°C) minimum 120°F(49°C) maximum (Air, surface, and material) At least 5°F above dew point
Relative humidity:	85% maximum

The following is a guide. Changes in pressures and tip sizes may be needed for proper spray characteristics. Always purge spray equipment before use with listed reducer. Any reduction must be compatible with the existing environmental and application conditions.

Reducer ..... Not recommended
Clean Up Xylene,R2K4

Airless Spray
Pressure ..... 1800-3000 psi
Hose ..... 1/4" ID
Tip ..... .015-.019"
Filter ..... 60 mesh

Conventional Spray
Gun ..... Binks 95
Fluid Nozzle 63C
Air Nozzle 63PB
Atomization Pressure ..... 50 PSI
Fluid Pressure ..... 15-20 PSI

Brush ..... Natural Bristle

Roll.... .3/8" woven with solvent resistant core

If specific application equipment is not listed above, equivalent equipment may be substituted

CLEANUP INFORMATION

Clean spills, spatters & tools with compliant cleanup solvent. After cleaning, flush spray equipment with compliant cleanup solvent to prevent rusting of the equipment. Follow manufacturer's safety recommendations when using solvents.

DANGER: Rags, steel wool, other waste soaked with this product, and sanding residue may spontaneously catch fire if improperly discarded. Immediately place rags, steel wool, other waste soaked with this product, and sanding residue in a sealed, water-filled, metal container. Dispose of in accordance with local fire regulations.

HOTW	01/16/2018	B50NZ0006	38 409
HOTW	01/16/2018	B50WZ0001	39 389
HOTW	01/16/2018	B50AZ0006	20 386

SP

The information and recommendations set forth in this Product Data Sheet are based upon tests conducted by or on behalf of The Sherwin-Williams Company. Such information and recommendations set forth herein are subject to change and pertain to the product offered at the time of publication. Consult your Sherwin-Williams representative or visit www.paintdocs.com to obtain the most current version of the PDS and/or an SDS.

PRO INDUSTRIAL™

SHERWIN WILLIAMS.

113.11

URETHANE ALKYD ENAMEL

B54W00151 Extra White
B54T00154 Ultradeep Base
B54B00155 Black
B54R00158 Safety Red
B54Y00157 Safety Yellow

As of 05/12/2017, Complies with:			
OTC	Yes	LEED® 09 NC CI	No
OTC Phase II	No	LEED® 09 CS	No
SCAQMD	No	LEED® 09 H	No
CARB	No	LEED® v4 Emissions	No
CARB SCM 2007	No	LEED® v4 VOC	No
Canada	Yes	MPI	

CHARACTERISTICS

Pro Industrial Urethane Alkyd Enamel is a high gloss coating intended for interior/exterior use in industrial environments. It is easy to brush, roll or spray. Provides performance comparable to silicone alkyds.

- Modified with urethane resin for increased exterior durability
- Resistant to chipping and flaking
- Resists premature yellowing compared to conventional alkyds
- Abrasion resistance
- Appropriate for interior and exterior applications
- Excellent application characteristics
- Suitable for use in USDA inspected facilities

Color: Most Colors

Recommended Spread Rate per coat:

Wet mils:	3.5 - 7.0
Dry mils:	2.0 - 4.0
Coverage:	~231 - 462 sq ft/gal

Note: Brush or roll application may require multiple coats to achieve maximum film thickness and uniformity of appearance.

Drying Time @ 4.0 mils wet 50% RH:

	45°F	77°F	120°F
To touch:	4 hrs	2½ hrs	30 min
Tack free:	10 hrs	4 hrs	2 hrs
To recoat:	36 hrs	18 hrs	8 hrs
To cure:	7 days	7 days	5 days

Drying time is temperature, humidity, and film thickness dependent.

Finish: 75°+@60° Gloss

Flash Point: 103°F, TCC

Shelf Life:

36 months, unopened extra white & ultradeep. 12 months package colors. Store indoors at 40°F to 100°F.

Tinting with Blend-A-Color or MaxiToner:

Base	oz/gal	Strength
Extra White	0-6	100%
Ultradeep	4-12	100%

B54W00151 (may vary by color)

VOC (less exempt solvents): Unreduced: 326 g/L - 2.72 lb/gal

As per 40 CFR 59.406 and SOR/2009-264, s.12

Volume Solids: 58% ± 2%

Weight Solids: 72% ± 2%

Weight per Gallon: 9.75 lb

RECOMMENDED SYSTEMS

Steel (alkyd primer):
1 ct. Kem Bond HS Primer
1-2 cts. Pro Industrial Urethane Alkyd

Aluminum:
1 ct. DTM Wash Primer
1-2 cts. Pro Industrial Urethane Alkyd

Galvanized Metal:
1 ct. Galvite HS
1-2 cts. Pro Industrial Urethane Alkyd

Concrete Block:
1 ct. Heavy Duty Block Filler
1-2 cts. Pro Industrial Urethane Alkyd

Interior Plaster and Poured Concrete:
1 ct. Loxon Concrete & Masonry Primer
1-2 cts. Pro Industrial Urethane Alkyd

Drywall:
1 ct. ProMar 200 Zero VOC Latex Primer
1-2 cts. Pro Industrial Urethane Alkyd

Wood Floors (Foot Traffic):
1-2 cts. Pro Industrial Urethane Alkyd

System Tested: (unless otherwise indicated)
Substrate: Steel
Surface Preparation: SSPC-SP10
1 ct. Kem Bond HS Primer
1 ct. Pro Industrial Urethane Alkyd Enamel

Abrasion
Method: ASTM D4060, C517 wheel, 1000 cycles,1 kg load
Result: 175 mg loss

Adhesion
Method: ASTM D4541
Result: 392 psi

Direct Impact Resistance
Method: ASTM D2794
Result: 60 in. lbs.

Dry Heat Resistance
Method: ASTM D2485
Result: 200°F (93°C) (discolors)

Flexibility
Method: ASTM D522, 180° bend, 1/4" mandrel
Result: Passes

Humidity Resistance
Method: ASTM D4548, 500 hours
Result: Rating 10 per ASTM D610 for Rusting; Rating 10 per ASTM D714 for Blistering

Pencil Hardness
Method: ASTM D3363
Result: B

Salt Fog Resistance
Method: ASTM B117, 500 hours
Result: Rating 10 per ASTM D610 for Rusting; Rating 10 per ASTM

continued on back

SURFACE PREPARATION

WARNING! Removal of old paint by sanding, scraping or other means may generate dust or fumes that contain lead. Exposure to lead dust or fumes may cause brain damage or other adverse health effects, especially in children or pregnant women. Controlling exposure to lead or other hazardous substances requires the use of proper protective equipment, such as a properly fitted respirator (**NIOSH** approved) and proper containment and cleanup. For more information, call the National Lead Information Center at **1-800-424-LEAD** (in US) or contact your local health authority.

Surface must be clean, dry, and in sound condition. Remove all oil, dust, grease, dirt, loose rust, and other foreign material to ensure adequate adhesion.

Iron & Steel - Minimum surface preparation is Hand Tool Clean per SSPC-SP2. For better performance, use Commercial Blast Cleaning per SSPC-SP6/NACE 3, blast clean all surfaces using a sharp, angular abrasive for optimum surface profile (2 mils / 50 microns). Prime any bare steel within 8 hours or before flash rusting occurs.

Aluminum (Untreated) - Remove all oil, grease, dirt, oxide and other foreign material by Solvent Cleaning per SSPC-SP1. Primer required.

Galvanized Steel (Untreated) - Allow to weather a minimum of six months prior to coating. Solvent Clean per SSPC-SP1. When weathering is not possible, or the surface has been treated with chromates or silicates, first Solvent Clean per SSPC-SP1 and apply a test patch. Allow paint to dry at least one week before testing adhesion. If adhesion is poor, brush blasting per SSPC-SP16 is necessary to remove these treatments. Primer required. Rusty galvanizing requires a minimum of Hand Tool Cleaning per SSPC-SP2, prime the area the same day as cleaned.

Masonry and Concrete—For surface preparation, refer to SSPC-SP13/NACE 6 or ICRI No. 310.2, CSP 1-3. Surfaces should be thoroughly clean and dry. Concrete and mortar must be cured at least 28 days @ 75°F (24°C). Remove all loose mortar and foreign material. Surface must be free of laitance, concrete dust, dirt, form release agents, moisture curing membranes, loose cement and hardeners. Fill bug holes, air pockets and other voids. Weathered masonry and soft or porous cement board must be brush blasted or power tool cleaned to remove loosely adhering contamination and to get to a hard, firm surface. Laitance must be removed. Brick must be allowed to weather for one year prior to surface preparation and painting. Primer required.

Wood - Surface must be clean, dry, and sound. Paint as soon as possible. No painting should be done immediately after a rain or during foggy weather. Knots and pitch streaks must be scraped, sanded and spot primed. All nail holes or small openings must be properly caulked. Sand to remove any loose or deteriorated surface wood and to obtain a proper surface profile. Self priming.

Previously Painted Surfaces - If in sound condition, clean the surface of all foreign material. Smooth, hard or glossy coatings and surfaces should be dulled by abrading the surface. Apply a test area, allowing paint to dry one week before testing adhesion. If adhesion is poor, or if this product attacks the previous finish, removal of the previous coating may be necessary. If paint is peeling or badly weathered, clean surface to sound substrate and treat as a new surface as above. Recognize that any surface preparation short of total removal of the old coating may compromise the service length of the system.

APPLICATION PROCEDURES

Apply paint at the recommended film thickness and spreading rate as indicated on front page. Application of coating below minimum recommended spreading rate will adversely affect coating performance.

SAFETY PRECAUTIONS

Refer to the SDS sheets before use. **FOR PROFESSIONAL USE ONLY.**

DANGER: Rags, steel wool, other waste soaked with this product, and sanding residue may spontaneously catch fire if improperly discarded. Immediately place rags, steel wool, other waste soaked with this product, and sanding residue in a sealed, water-filled, metal container. Dispose of in accordance with local fire regulations.

APPLICATION

Refer to the SDS before using

Temperature: 40°F minimum
120°F maximum
(air, surface, and material)
At least 5°F above dew point

Relative humidity: 85% maximum

The following is a guide. Changes in pressures and tip sizes may be needed for proper spray characteristics. Always purge spray equipment before use with listed reducer. Any reduction must be compatible with the existing environmental and application conditions.

Reducer/Clean Up
Mineral Spirits, R1K4* or Xylene, R2K4

Airless Spray
Pressure ..... 1800 psi minimum
Hose ..... 3/8" ID
Tip ..... .017" - .019"
Filter ..... 60 - 100 mesh
Reduction..... As needed up to 10% by volume

Conventional Spray
Gun ..... Binks 95
Fluid Nozzle..... 66
Air Nozzle 63PB
Atomization Pressure .....50 psi
Fluid Pressure ..... 20-25 psi
Reduction..... As needed up to 10% by volume

Brush
Brush.....Natural Bristle
Reduction..... As needed up to 10% by volume

Roller
Cover
1/4 - 3/8" .....lambswool or synthetic cover
Reduction..... As needed up to 10% by volume

* To maintain VOC compliance of 340 g/l, only a 2% reduction of Mineral Spirits, R1K4 is allowed.

CLEANUP INFORMATION

Clean spills, spatters & tools with compliant cleanup solvent. After cleaning, flush spray equipment with compliant cleanup solvent to prevent rusting of the equipment. Follow manufacturer's safety recommendations when using solvents.

HOTW B54W00151 05/12/2017 17 326
FRC, SP

The information and recommendations set forth in this Product Data Sheet are based upon tests conducted by or on behalf of The Sherwin-Williams Company. Such information and recommendations set forth herein are subject to change and pertain to the product offered at the time of publication. Consult your Sherwin-Williams representative or visit www.paintdocs.com to obtain the most current version of the PDS and/or an SDS.

SHER-CRYL™ HPA

HIGH PERFORMANCE ACRYLIC

As of 12/04/2017, Complies with:			
OTC	Yes	LEED® 09 NC,.CI	No
OTC Phase II	Yes	LEED® 09 CS	No
SCAQMD	No	LEED® 09 S	No
CARB	Yes	LEED® v4 Emissions	No
CARB SCM 2007	Yes	LEED® v4 VOC	No
Canada	Yes	MPI (Gloss)	Yes

B66W00300 Gloss Ultra White
B66W00311 Gloss Extra White
B66T00304 Gloss Ultradeep Base
B66B00300 Gloss Safety Black
B66R00300 Gloss Safety Red
B66Y00300 Gloss Safety Yellow

B66W00350 Semi-Gloss Ultra White
B66W00351 Semi-Gloss Extra White
B66T00354 Semi-Gloss Ultradeep Base

CHARACTERISTICS

SHER-CRYL HPA is a High Performance ambient cured, one component acrylic coating with excellent performance properties.

Features:
- Chemical resistant
- Outstanding humidty resistance
- Flash rust/early rust resistant
- Corrosion resistant
- Fast dry
- Outstanding application characteristics

For use on properly prepared:
- Steel, Galvanized & Aluminum
- Concrete/Masonry
- Wood
- Previously Painted & Zinc rich primers

Recommended for use in:
- Buildings & Warehouses
- Equipment & Machinery
- Storage Tanks & Piping & Structural Steel
- Manufacturing Facilities & New Construction
- Suitable for use in USDA inspected facilities
- Interior or Exterior

Tinting with CCE:

Base	oz/gal	Strength
Extra White	0-4	SherColor
Ultradeep	10-12	SherColor

Shelf Life: 36 months, unopened
Finish: 80°+@60° Gloss
35-45°@60° Semi-Gloss

Gloss Extra White B66W00311
(may vary by base)

VOC (less exempt solvent) 195 g/L - 1.63 lb/gal
(as per 40 CFR 59.406 and SOR/2009-264, s. 12)
KU 90-100
Volume Solids: 37 ± 2%
Weight Solids: 46 ± 2%
Weight per Gallon: 9.59 lb/gal
Flash Point: N/A

Semi-Gloss Extra White B66W00351
(may vary by base)

VOC (less exempt solvent) 193 g/L - 1.61 lb/gal
(as per 40 CFR 59.406 and SOR/2009-264, s. 12)
KU 75-85
Volume Solids: 39 ± 2%
Weight Solids: 50 ± 2%
Weight per Gallon: 9.91 lb/gal
Flash Point: N/A

SPECIFICATIONS

Color: Extra White & Clear Tint Base-wide range of colors available
Recommended Spread Rate per coat: Gloss Extra White B66W00311 (may vary by base)
wet mils: 6.0 -10.0
dry mils: 2.2 - 3.7
coverage: 270 - 160 sq ft/gal approximate
Theoretical coverage: 593 sq ft/gal @ 1 mil dry
Drying Schedule @ 7.0 mils wet, 50% RH:

	@ 50°F/10°C	@ 77°F/25°C	@ 120°F/49°C
To touch:	1 hour	30 minutes	5 minutes
To handle:	8 hours	5 hours	15 minutes
To recoat:	8 hours	5 hours	15 minutes
To cure:	30 days	30 days	30 days

RECOMMENDED SYSTEMS

Steel & Rusted Galvanized, acrylic primer:
1ct. Pro Industrial Pro-Cryl Primer
2cts. Sher-Cryl HPA
Steel alkyd or zinc primer:
1ct. Kem Bond HS
Or
1ct. Zinc Clad XI
2cts. Sher-Cryl HPA
Steel:
2cts. Sher-Cryl HPA
Aluminum & Galvanized Metal:
2cts. Sher-Cryl HPA
Concrete Block:
1ct. Pro Industrial Heavy Duty Block Filler
2cts. Sher-Cryl HPA

Poured Concrete Walls, Interior:
1ct. Loxon Concrete and Masonry Primer
2cts. Sher-Cryl HPA
Prefinished Siding (baked-on finishes):
1ct. DTM Bonding Primer
2cts. Sher-Cryl HPA
Previously Painted:
2cts. Sher-Cryl HPA
Wood, Exterior:
1ct. Exterior Oil-Based Wood Primer
2cts. Sher-Cryl HPA
Wood, Interior:
1ct. Premium Wall & Wood Primer
2cts. Sher-Cryl HPA

The systems listed above are representative of the product's use, other systems may be appropriate. Other primers may be appropriate.

System Tested: (unless otherwise indicated)
Substrate: Steel
Surface Preparation: SSPC-SP10
Finish: Sher-Cryl HPA Gloss– 2cts @ 3.0 mils dft/ct (unless otherwise noted)

Abrasion Resistance:
Method: ASTM D4060, CS17 Wheel, 1000 cycles, 1 kg load
Results: 59.1 mg loss
Adhesion:
Method: ASTM D4541
Results: 947 psi
Corrosion Weathering[1]:
Method: ASTM D5894, 7 cycles,
Result: Corrosion 8, Blistering 10
Direct Impact Resistance:
Method: ASTM D2794
Result: >176 in. lb
Dry Heat Resistance:
Method: ASTM D2485 Method A
Result: 300°F/149°C

Flexibility:
Method: ASTM D522, 180° bend, 1/8" mandrel
Result: Passes
Humidty Resistance[1]:
Method: ASTM D4585, 2186 hours
Result: Corrosion 10, Blistering 10
Pencil Hardness:
Method: ASTM D3363
Result: 4B
Thermal Cycling:
Method: ASTM D2246, 10 cycles
Result: Pass

[1] *1 ct. Sher-Cryl HPA over 1 ct. Pro Industrial Pro-Cryl Universal Prime*
Provides performance comparable to products in lieu of the Federal Specification: AA50570, and Paint Specification: SSPC-Paint 24.

continued on back

SHER-CRYL™ HPA
HIGH PERFORMANCE ACRYLIC

SHERWIN-WILLIAMS.

SURFACE PREPARATION

WARNING! Removal of old paint by sanding, scraping or other means may generate dust or fumes that contain lead. Exposure to lead dust or fumes may cause brain damage or other adverse health effects, especially in children or pregnant women. Controlling exposure to lead or other hazardous substances requires the use of proper protective equipment, such as a properly fitted respirator (**NIOSH** approved) and proper containment and cleanup. For more information, call the National Lead Information Center at **1-800-424-LEAD** (in US) or contact your local health authority.

When cleaning the surface per SSPC-SP1, use only an emulsifying industrial detergent, followed by a water rinse. **Do not use hydrocarbon solvents for cleaning.**

Iron & Steel-Remove all oil and grease from surface by Solvent Cleaning per SSPC-SP1. Minimum surface preparation is Hand Tool Clean per SSPC-SP2. For better performance, use Commercial Blast Cleaning per SSPC-SP6. Primer recommended for best performance. Prime any bare steel within 8 hours or before flash rusting occurs.

Aluminum- Remove all oil, grease, dirt, oxide and other foreign material by Solvent Cleaning per SSPC-SP1.

Galvanized Steel- Remove all oil, grease, dirt, oxide and other foreign material by Solvent Cleaning per SSPC-SP1. When the surface has been treated with chromates or silicates, first Solvent Clean per SSPC-SP1 and apply a test patch. Allow paint to dry at least one week before testing adhesion. If adhesion is poor, brush blasting per SSPC-SP16 is necessary to remove these treatments. Rusty galvanizing requires a minimum of Hand Tool Cleaning per SSPC-SP2, prime the area the same day as cleaned.

Concrete Block - Surface should be thoroughly clean and dry. Air, material and surface temperatures must be at least 50°F (10°C) before filling. Use Pro Industrial Heavy Duty Block Filler or Loxon Block Surfacer. The filler must be thoroughly dry before topcoating.

Masonry - All masonry must be free of dirt, oil, grease, loose paint, mortar, masonry dust, etc. Clean per SSPC-SP13/Nace 6/ ICRI No. 310.2R, CSP 1-3. Poured, troweled, or tilt-up concrete, plaster, mortar, etc. must be thoroughly cured at least 30 days at 75°F(23.9°C). Form release compounds and curing membranes must be removed by brush blasting. Brick must be allowed to weather for one year prior to surface preparation and painting. Weathered masonry and soft or porous cement board must be brush blasted or power tool cleaned to remove loosely adhering contamination and to get to a hard, firm surface. Apply one coat Loxon Conditioner, following label recommendations. Primer required.

Prefinished Siding (baked-on finishes)- Remove oil, grease, dirt, oxides, and other contaminants from the surface by cleaning per SSPC-SP1 or water blasting per NACE Standard RP-01-72. Always checks for compatibility of the previously painted surface with the new coating by applying a test patch of 2 - 3 square feet. Allow to dry thoroughly for 1 week before checking adhesion. DTM Bonding Primer is required.

Previously Painted Surfaces - If in sound condition, clean the surface of all foreign material. Smooth, hard or glossy coatings and surfaces should be dulled by abrading the surface. Apply a test area, allowing paint to dry one week before testing adhesion. If adhesion is poor, additional abrasion of the surface and/or removal of the previous coating may be necessary. Retest surface for adhesion. If paint is peeling or badly weathered, clean surface to sound substrate and treat as a new surface as above. Recognize that any surface preparation short of total removal of the old coating may compromise the service length of the system.

Wood - Surface must be clean, dry and sound. Prime with recommended primer. No painting should be done immediately after a rain or during foggy weather. Knots and pitch streaks must be scraped, sanded and spot primed before full coat of primer is applied. All nail holes or small openings must be properly caulked.

APPLICATION PROCEDURES

Apply paint at the recommended film thickness and spreading rate as indicated on front page. Application of coating above maximum or below minimum recommended spreading rate may adversely affect coating performance. Spreading rates are calculated on volume solids and do not include an application loss factor due to surface profile, roughness, or porosity of the surface, skill, and technique of the applicator, method of application, various surface irregularities, material lost during mixing, spillage, over thinning, climatic conditions, and excessive film build.

Application temperature above 95°F (35°C) may cause dry spray, uneven sheen, and poor adhesion. Application temperature below 50°F (10°C) may cause poor adhesion and lengthen the drying and curing time.

SAFETY PRECAUTIONS

Refer to the SDS sheets before use. **FOR PROFESSIONAL USE ONLY**

Published technical data and instructions are subject to change without notice. Contact your Sherwin-Williams representative for additional technical data and instructions.

PERFORMANCE TIPS

Mix paint thoroughly to a uniform consistency with slow speed power agitation prior to use.

Stripe coat crevices, welds, and sharp angles to prevent early failure in these areas.

When using spray application, use a 50% overlap with each pass of the gun to avoid holidays, bare areas, and pinholes. If necessary, cross spray at a right angle.

During the early stages of drying, the coating is sensitive to rain, dew, high humidity and moisture condensation. Plan painting schedules to avoid these influences during the first 16-24 hours of curing.

APPLICATION

Refer to the SDS sheet before use

Temperature: 50°F/10°C minimum
120°F/49°C maximum
(Air, surface, and material)
At least 5°F above dew point

Relative humidity: 85% maximum

The following is a guide. Changes in pressures and tip sizes may be needed for proper spray characteristics. Always purge spray equipment before use with listed reducer. Any reduction must be compatible with the existing environmental and application conditions. Excessive reduction of material can affect film build, appearance, and adhesion.

Reducer ..... Water
R8K10 - WB Hot Weather Reducer up to 10%

Clean Up ..... Soap & Water

Airless Spray
Pressure ..... 1500 psi
Hose ..... 1/4" ID
Tip ..... .017" - .021"
Filter ..... 60 mesh
Reduction ..... Not recommended

Conventional Spray
Gun ..... Binks 95
Fluid Nozzle 66
Air Nozzle 63PB
Atomization Pressure ..... 50 psi
Fluid Pressure ..... 15-20 psi
Reduction . As needed up to 12.5% by volume

Brush
Brush ..... Nylon / polyester
Reduction ..... Not recommended

Roller
Cover ..... 3/8" woven solvent resistant core
Reduction ..... Not recommended

If specific application equipment is not listed above, equivalent equipment may be substituted.

CLEANUP INFORMATION

Clean spills and spatters immediately with soap and warm water. Clean hands and tools immediately after use with soap and warm water. After cleaning, flush spray equipment with compliant cleanup solvent to prevent rusting of the equipment. Follow manufacturer's safety recommendations when using solvents.

HOTW	12/04/2017	B66W00311	21 195
HOTW	12/04/2017	B66W00351	20 193

FRC,SP, KOR

The information and recommendations set forth in this Product Data Sheet are based upon tests conducted by or on behalf of The Sherwin-Williams Company. Such information and recommendations set forth herein are subject to change and pertain to the product offered at the time of publication. Consult your Sherwin-Williams representative or visit www.paintdocs.com to obtain the most current version of the PDS and/or an SDS.

SHERWIN WILLIAMS.

LOXON®

SELF-CLEANING ACRYLIC SATIN

LX14W0051 Extra White
LX14W0053 Deep Base
LX14T0054 Ultradeep Base
LX14Y0056 Light Yellow

As of 11/06/2018, Complies with:			
OTC	Yes	LEED® 09CI	N/A
OTC Phase II	Yes	LEED® 09NC	N/A
SCAQMD	Yes	LEED® 09CS	N/A
CARB	Yes	LEED® v4 Emissions	N/A
CARB SCM2007	Yes	LEED® v4 VOC	Yes
Canada	Yes	MPI	

CHARACTERISTICS

Loxon® Self-Cleaning Acrylic Coating is specifically engineered for exterior, above-grade, masonry surfaces requiring a clean and attractive look while providing high performance protection with enhanced water shedding and dirt pick-up resistant properties. This may be applied to a surface with a pH of 6 to 13.

Loxon Self-Cleaning Acrylic Coating is formulated to be self-cleaning by shedding dirt upon rain or water contact.

Key Attributes and Benefits:

- Excellent dirt pick up resistance
- Excellent water shedding
- Resistant to wind driven rain
- Hydrophobic characteristics
- Adhesion to multiple concrete surfaces, wood and EIFS
- Highly alkali and efflorescence resistant
- Apply directly to fresh concrete (at least 7 days old)
- Can be applied down to 35°F

Color: Many colors
Coverage: 220-320 sq ft/gal @ 5-7 mils wet; 2.0-2.8 mils dry
Coverage on porous & rough stucco 125 square feet per gallon
Drying Time, @ 77°F, 50% RH:
Touch: 4 hours
Recoat: 24 hours
No maximum recoat time. Drying and recoat times are temperature, humidity, and film thickness dependent.
Finish: 10-20 units @ 60°
Tinting with CCE:

Base	oz/gal	Strength
Extra White	0-7	SherColor
Deep Base	4-12	SherColor
Ultradeep Base	10-12	SherColor
Light Yellow	0-12	SherColor

Extra White **LX14W0051**
(may vary by base)

VOC (less exempt solvents):
<50 g/L; <0.42 lb/gal As per 40 CFR 59.406
Volume Solids: 40 ± 2%
Weight Solids: 50 ± 2%
Weight per Gallon: 10.18 lb
Flash Point: N/A
Vehicle Type: 100% Acrylic
Shel Life: 36 months unopened

Mildew Resistant
This coating contains agents which inhibit the growth of mildew on the surface of this coating film.

APPLICATION

Apply at temperatures above 35°F. When the air temperature is at 35°F, substrates may be colder; prior to painting, check to be sure the air, surface, and material temperature are above 35°F and at least 5°F above the dew point. Avoid using if rain or snow is expected within 2-3 hours.
Do not apply at air or surface temperatures below 35°F or when air or surface temperatures may drop below 35°F within 48 hours.

No reduction necessary.
Do not paint in direct sun or on a hot surface.

Brush - Use a nylon/polyester brush. Purdy Pro-Extra
Roller - Use a 1/2"-3/4" nap synthetic cover. Purdy Marathon
Spray—Airless
Pressure ..... 2000 psi
Tip ..... .017-.021"
Spray and backroll on porous & rough stucco to achieve required film build and a pin-hole free surface.

TIPS

Sealing and Patching—After cleaning the surface thoroughly, prime the concrete surface with Loxon Self-Cleaning Acrylic Coating , apply an elastomeric patch or sealant if needed, allow to dry, then topcoat.
To improve the performance consider:

- Use caution when preparing the substrate to create a uniform surface.
- Cracks, crevices, and through-wall openings must be patched with an elastomeric patch or sealant.
- Fill voids and openings around window and doors with an elastomeric patch or sealant.
- Stripe coat all inside and outside corners and edges with 1 coat of Loxon Self-Cleaning Acrylic Coating .

SPECIFICATIONS

Concrete, Masonry, Stucco
Self-prime using 2cts. of Loxon Self-Cleaning
Or
1ct. Loxon Concrete & Masonry Primer
2cts. Loxon Self-Cleaning Acrylic Coating

CMU, Block, Split-face Block
1ct. Loxon Acrylic Block Surfacer
Or Pro Industrial Heavy Duty Block Filler
2 cts. Loxon Self-Cleaning Acrylic Coating

Spray and backroll on porous & rough stucco to achieve required film build and a pin-hole free surface.

For porous block a coat of Loxon Acrylic Block Surfacer is required to achieve a pinhole free surface.

PHYSICAL PROPERTIES

LX14W0051

Wind-Driven Rain Test ..... Passes
Based on ASTM D6904-03
2cts Loxon Self-Cleaning Acrylic Coating at 4.2 mils dft
Water Vapor Permeance
Based on ASTM D1653 ..... 26.1 perms
Based on ASTM E96 ..... 23.4 perms
1 ct Loxon Self-Cleaning Acrylic Coating at 4.3 mils dft,14 day cure @ 77°F & 50% RH
Elongation 159%
ASTM D2370
1 ct Loxon Self-Cleaning Acrylic Coating at 4.8 mils dft,
14 day cure @ 77°F & 50% RH
Tensile Strength ..... 224 psi
ASTM D2370
1 ct Loxon Self-Cleaning Acrylic Coating at 4.8 mils dft,
14 day cure @ 77°F & 50% RH
Flexibility ..... Passes
ASTM D522- Method B, 180° bend, 1/8" mandrel
Alkali Resistance ..... Passes
Based on ASTM D1308
Mildew Resistance ..... Passes
ASTM D3273/D3274
Efflorescence 10
ASTM D7072-04

continued on back

LOXON®
SELF-CLEANING ACRYLIC SATIN

SURFACE PREPARATION

WARNING! Removal of old paint by sanding, scraping or other means may generate dust or fumes that contain lead. Exposure to lead dust or fumes may cause brain damage or other adverse health effects, especially in children or pregnant women. Controlling exposure to lead or other hazardous substances requires the use of proper protective equipment, such as a properly fitted respirator (**NIOSH** approved) and proper containment and cleanup. For more information, call the National Lead Information Center at **1-800-424-LEAD** (in US) or contact your local health authority.

Remove all surface contamination by washing with an appropriate cleaner, rinse thoroughly and allow to dry. Scrape and sand peeled or checked paint to a sound surface. Sand glossy surfaces dull. Seal stains from water, smoke, ink, pencil, grease, etc. with the appropriate primer/sealer. Recognize that any surface preparation short of total removal of the old coating may compromise the service length of the system.

Caulking
Gaps between windows, doors, trim, and other through-wall openings can be filled with the appropriate caulk after priming the surface.

Cement Composition Siding/Panels
Remove all dirt, dust, grease, oil, loose particles, laitance, foreign material, and peeling or defective coatings. Allow the surface to dry thoroughly. Concrete and masonry must be cured at least 7 days at 75°F. Fill bugholes, air pockets, cracks, and other voids with an elastomeric patch or sealant. Rough surfaces can be filled to provide a smooth surface.

Incidental Metal
Wash to remove any oil, grease, or other surface contamination. All corrosion must be removed with sandpaper, wire brush, or other abrading method. Primer required.

SURFACE PREPARATION

Masonry, Concrete, CMU
Remove all dirt, dust, mildew, loose particles, laitance, foreign material, peeling and defective coatings, chalk, form release agents, moisture curing membranes, etc.
On tilt-up and poured-in-place concrete, commercial detergents and sandblasting may be necessary to remove sealers, release compounds, and to provide an anchor pattern.
Allow the surface to dry thoroughly.
Concrete and mortar must be cured at least 7 days at 75°F to apply this product directly. Fill bugholes, air pockets, cracks, and other voids with an elastomeric patch or sealant. Rough and porous block can be filled using Loxon Acrylic Block Surfacer to provide a smooth surface.

Mildew
Prior to attempting to remove mildew, it is always recommended to test any cleaner on a small, inconspicuous area prior to use. Bleach and bleaching type cleaners may damage or discolor existing paint films. Bleach alternative cleaning solutions may be advised.
Mildew may be removed before painting by washing with a solution of 1 part liquid bleach and 3 parts water. Apply the solution and scrub the mildewed area. Allow the solution to remain on the surface for 10 minutes. Rinse thoroughly with water and allow the surface to dry before painting. Wear protective eyewear, waterproof gloves, and protective clothing. Quickly wash off any of the mixture that comes in contact with your skin. Do not add detergents or ammonia to the bleach/water solution.

Wood
Sand any exposed wood to a fresh surface. Patch all holes and imperfections with a wood filler or putty and sand smooth. All patched areas must be primed. Primer required.

CAUTIONS

For exterior use only.
Protect from freezing.
Non-photochemically reactive.
Not for use on horizontal surfaces (floors, roofs, decks, etc.) where water will collect.
Not for use below grade. Will not withstand hydrostatic pressure.

Before using, carefully read **CAUTIONS** on label.

ZINC. Use only with adequate ventilation. To avoid overexposure, open windows and doors or use other means to ensure fresh air entry during application and drying. If you experience eye watering, headaches, or dizziness, increase fresh air, or wear respiratory protection (**NIOSH** approved) or leave the area. Avoid contact with eyes and skin. Wash hands after using. Keep container closed when not in use. Do not transfer contents to other containers for storage. **FIRST AID:** In case of eye contact, flush thoroughly with large amounts of water. Get medical attention if irritation persists. If swallowed, call Poison Control Center, hospital emergency room, or physician immediately. **WARNING:** This product contains chemicals known to the State of California to cause cancer and birth defects or other reproductive harm. **DO NOT TAKE INTERNALLY. KEEP OUT OF THE REACH OF CHILDREN.**

HOTW 11/06/2018 LX14W0051 03 34 FRC,SP,KOR

CLEANUP INFORMATION

Clean spills, spatters, hands and tools immediately after use with soap and warm water. After cleaning, flush spray equipment with a compliant cleanup solvent to prevent rusting of the equipment. Follow manufacturer's safety recommendations when using solvents.

The information and recommendations set forth in this Product Data Sheet are based upon tests conducted by or on behalf of The Sherwin-Williams Company. Such information and recommendations set forth herein are subject to change and pertain to the product offered at the time of publication. Consult your Sherwin-Williams representative or visit www.paintdocs.com to obtain the most current version of the PDS and/or an SDS.

102.10

SuperPaint®
Exterior Latex Satin

A89-100/1000 Series

SHERWIN WILLIAMS.

CHARACTERISTICS

SuperPaint Exterior, with resistance to early dirt pick up, provides outstanding performance on properly prepared aluminum and vinyl siding, wood, hardboard, masonry, cement, brick, block, stucco, and metal down to a surface and air temperature of 35°F.

VinylSafe™ paint colors allow you the freedom to choose from 100 color options, including a limited selection of darker colors formulated to resist warping or buckling when applied to a sound, stable vinyl substrate.

Color: Most colors
To optimize hide and color development, always use the recommended P-Shade primer
Coverage: 350 - 400 sq ft/gal @ 4 mils wet; 1.5 mils dry
Drying Time, @ 50% RH:

	@ 35-45°F	@ 45°F +
Touch:	2 hour	2 hours
Recoat:	24-48 hours	4 hours

Drying and recoat times are temperature, humidity, and film thickness dependent
Finish: 10-20 units @ 60°

Tinting with CCE:

Base	oz/gal	Strength
Extra White	0-6	SherColor
Deep Base	4-12	SherColor
Ultradeep Base	10-12	SherColor
Light Yellow	2-12	SherColor

Extra White A89W01151
(may vary by base)
VOC (less exempt solvents): <50 g/L; <0.42 lb/gal
As per 40 CFR 59.406
Volume Solids: 38 ± 2%
Weight Solids: 49 ± 2%
Weight per Gallon: 10.19 lb
Flash Point: N/A
Vehicle Type: 100% Acrylic
Shelf Life: 36 months unopened
WVP Perms (US) 26.14
grains/(hr ft^2 in Hg)

Mildew Resistant
This coating contains agents which inhibit the growth of mildew on the surface of this coating film.

COMPLIANCE

As of 05/29/2019, Complies with:

OTC	Yes
OTC Phase II	Yes
SCAQMD	Yes
CARB	Yes
CARB SCM 2007	Yes
Canada	Yes
LEED® v4&v4.1 Emissons	N/A
LEED® v4&v4.1 VOC	Yes
EPD-Certified	N/A
MIR-Certified	N/A
MPI	Yes

APPLICATION

When the air temperature is at 35°F, substrates may be colder; prior to painting, check to be sure the **air, surface, and material temperature** are above 35°F and at least 5°F above the dew point. Avoid using if rain or snow is expected within 2-3 hours.
Do not apply at air or surface temperatures below 35°F or when air or surface temperatures may drop below 35°F within 48 hours.
No reduction necessary.

Brush
Use a nylon/polyester brush.

Roller
Use a 3/8" - 3/4" nap synthetic cover.

Spray—Airless
Pressure.....2000 psi
Tip ..... .015"-.019"

SPECIFICATIONS

SuperPaint Exterior can be self-priming when used directly over existing coatings, or bare drywall, plaster and masonry (with a cured pH of less than 9). The first coat acts like a coat of primer and the second coat provides the final appearance and performance. Please note that some specific surfaces require specialized treatment.

Aluminum & Aluminum Siding[1], Galvanized Steel[1], Vinyl Siding
2 cts. SuperPaint Exterior Latex
Concrete Block, CMU, Split face Block
1 ct. Loxon Acrylic Block Surfacer
2 cts. SuperPaint Exterior Latex
Brick
1 ct. Loxon Conditioner[2]
2 cts. SuperPaint Exterior Latex
Cement Composition Siding/Panels
1 ct. Loxon Concrete & Masonry Primer[2]
or Loxon Conditioner[2]
2 cts. SuperPaint Exterior Latex
Stucco, Cement, Concrete
1 ct. Loxon Concrete & Masonry Primer[2]
2 cts. SuperPaint Exterior Latex
Plywood
1 ct. Exterior Latex Wood Primer
2 cts. SuperPaint Exterior Latex
Wood (Cedar, Redwood)[3]
1 ct. Exterior Oil-Based Wood Primer[2]
2 cts. SuperPaint Exterior Latex

[1] On large expanses of metal siding, the air, surface, and material temperatures must be 50°F or higher.
[2] Not for use at temperatures under 50°F. See specific primer label for that product's application conditions.
[3] Knots and some woods, such as redwood and cedar, contain a high amount of tannin, a colored wood extract. For best results on these woods, use a coat of Exterior Oil-Based Wood Primer.

Other primers may be appropriate. Standard latex primers cannot be used below 50°F. See specific primer label for that product's application conditions.

When repainting involves a drastic color change, a coat of primer will improve the hiding performance of the topcoat color.

continued on back

SuperPaint®
Exterior Latex Satin

SURFACE PREPARATION

WARNING! Removal of old paint by sanding, scraping or other means may generate dust or fumes that contain lead. Exposure to lead dust or fumes may cause brain damage or other adverse health effects, especially in children or pregnant women. Controlling exposure to lead or other hazardous substances requires the use of proper protective equipment, such as a properly fitted respirator (**NIOSH** approved) and proper containment and cleanup. For more information, call the National Lead Information Center at 1-800-424-LEAD (in US) or contact your local health authority.

Remove all surface contamination by washing with an appropriate cleaner, rinse thoroughly and allow to dry. Scrape and sand peeled or checked paint to a sound surface. Sand glossy surfaces dull. Seal stains from water, smoke, ink, pencil, grease, etc. with the appropriate primer/sealer. Recognize that any surface preparation short of total removal of the old coating may compromise the service length of the system.

Aluminum and Galvanized Steel
Wash to remove any oil, grease, or other surface contamination. All corrosion must be removed with sandpaper, wire brush, or other abrading method.

Caulking
Gaps between windows, doors, trim, and other through-wall openings can be filled with the appropriate caulk after priming the surface.

Cement Composition Siding/Panels
Remove all dirt, dust, grease, oil, loose particles, laitance, foreign material, and peeling or defective coatings. Allow the surface to dry thoroughly. If the surface is new, test it for pH, if the pH is higher than 9, prime with Loxon Concrete & Masonry Primer.

Mildew
Prior to attempting to remove mildew, it is always recommended to test any cleaner on a small, inconspicuous area prior to use. Bleach and bleaching type cleaners may damage or discolor existing paint films. Bleach alternative cleaning solutions may be advised.
Mildew may be removed before painting by washing with a solution of 1 part liquid bleach and 3 parts water. Apply the solution and scrub the mildewed area. Allow the solution to remain on the surface for 10 minutes. Rinse thoroughly with water and allow the surface to dry before painting. Wear protective eyewear, waterproof gloves, and protective clothing. Quickly wash off any of the mixture that comes in contact with your skin. Do not add detergents or ammonia to the bleach/water solution.

SURFACE PREPARATION

Masonry, Concrete, Cement, Block
All new surfaces must be cured according to the supplier's recommendations—usually about 30 days. Remove all form release and curing agents. Rough surfaces can be filled to provide a smooth surface. If painting cannot wait 30 days, allow the surface to cure 7 days and prime the surface with Loxon Concrete & Masonry Primer. Cracks, voids, and other holes should be repaired with an elastomeric patch or sealant.

Steel
Rust and mill scale must be removed using sandpaper, wire brush, or other abrading method. Bare steel must be primed the same day as cleaned.

Stucco
Remove any loose stucco, efflorescence, or laitance. Allow new stucco to cure at least 30 days before painting. If painting cannot wait 30 days, allow the surface to dry 7 days and prime with Loxon Concrete & Masonry Primer. Repair cracks, voids, and other holes with an elastomeric patch or sealant.

***Vinyl or other PVC Building Products**
Clean the surface thoroughly by scrubbing with warm, soapy water. Rinse thoroughly, prime with appropriate white primer. Do not paint vinyl with any color darker than the original color or having a Light Reflective Value (LRV) of less than 56 unless VinylSafe® Colors are used. If VinylSafe colors are not used the vinyl may warp. Follow all painting guidelines of the vinyl manufacturer when painting. Only paint properly installed vinyl siding. Deviating from the manufacturer's painting guidelines may cause the warranty to be voided.

Wood, Plywood, Composition Board
Clean the surface thoroughly then sand any exposed wood to a fresh surface. Patch all holes and imperfections with a wood filler or putty and sand smooth. All new and patched areas must be primed. Knots and some woods, such as redwood and cedar, contain a high amount of tannin, a colored wood extract. If applied to these bare woods, it may show some staining. If staining persists, spot prime severe areas with 1 coat of Exterior Oil-Based Wood Primer prior to using.

CAUTIONS

For exterior use only.
Protect from freezing.
Non-photochemically reactive.
Not for use on floors.

Before using, carefully read **CAUTIONS** on label.

ZINC Use only with adequate ventilation. To avoid overexposure, open windows and doors or use other means to ensure fresh air entry during application and drying. If you experience eye watering, headaches, or dizziness, increase fresh air, or wear respiratory protection (**NIOSH** approved) or leave the area. Avoid contact with eyes and skin. Wash hands after using. Keep container closed when not in use. Do not transfer contents to other containers for storage. **FIRST AID:** In case of eye contact, flush thoroughly with large amounts of water. Get medical attention if irritation persists. If swallowed, call Poison Control Center, hospital emergency room, or physician immediately. **WARNING:** This product contains chemicals known to the State of California to cause cancer and birth defects or other reproductive harm. **DO NOT TAKE INTERNALLY. KEEP OUT OF THE REACH OF CHILDREN.**

HOTW 05/28/2019 A89W01151 42 39
FRC,SP, KOR, Viet

CLEANUP INFORMATION

Clean spills, spatters, hands and tools immediately after use with soap and warm water. After cleaning, flush spray equipment with a compliant cleanup solvent to prevent rusting of the equipment. Follow manufacturer's safety recommendations when using solvents.

The information and recommendations set forth in this Product Data Sheet are based upon tests conducted by or on behalf of The Sherwin-Williams Company. Such information and recommendations set forth herein are subject to change and pertain to the product offered at the time of publication. Consult your Sherwin-Williams representative or visit www.paintdocs.com to obtain the most current version of the PDS and/or an SDS.

SHERWIN WILLIAMS.

LOXON®

SELF-CLEANING ACRYLIC COATING

LX13W0051 Extra White
LX13W0053 Deep Base
LX13T0054 Ultradeep Base
LX13Y0056 Light Yellow

As of 07/11/2018, Complies with:			
OTC	Yes	LEED® 09CI	N/A
OTC Phase II	Yes	LEED® 09NC	N/A
SCAQMD	Yes	LEED® 09CS	N/A
CARB	Yes	LEED® v4 Emissions	N/A
CARB SCM2007	Yes	LEED® v4 VOC	Yes
Canada	Yes	MPI	Yes

CHARACTERISTICS

Loxon® Self-Cleaning Acrylic Coating is specifically engineered for exterior, above-grade, masonry surfaces requiring a clean and attractive look while providing high performance protection with enhanced water shedding and dirt pick-up resistant properties. This may be applied to a surface with a pH of 6 to 13.

Loxon Self-Cleaning Acrylic Coating is formulated to be self-cleaning by shedding dirt upon rain or water contact.

Key Attributes and Benefits:

- Excellent dirt pick up resistance
- Excellent water shedding
- Resistant to wind driven rain
- Hydrophobic characteristics
- Adhesion to multiple concrete surfaces, wood and EIFS
- Highly alkali and efflorescence resistant
- Apply directly to fresh concrete (at least 7 days old)
- Can be applied down to 35°F

Color: Many colors
Coverage: 200-300 sq ft/gal @ 5-7 mils wet; 2.1-2.9 mils dry
Coverage on porous & rough stucco 125 square feet per gallon
Drying Time, @ 77°F, 50% RH:
Touch: 4 hours
Recoat: 24 hours
No maximum recoat time. Drying and recoat times are temperature, humidity, and film thickness dependent.
Finish: 0-10 units @ 85°
Tinting with CCE:

Base	oz/gal	Strength
Extra White	0-7	SherColor
Deep Base	4-12	SherColor
Ultradeep Base	10-12	SherColor
Light Yellow	0-12	SherColor

Extra White **LX13W0051**
(may vary by base)
VOC (less exempt solvents): <50 g/L; <0.42 lb/gal
As per 40 CFR 59.406 and SOR/2009-264, s.12
Volume Solids: 42 ± 2%
Weight Solids: 57 ± 2%
Weight per Gallon: 11.37 lb
Flash Point: N/A
Vehicle Type: 100% Acrylic

Mildew Resistant
This coating contains agents which inhibit the growth of mildew on the surface of this coating film.

SPECIFICATIONS

Concrete, Masonry, Stucco
Self-prime using 2cts. of Loxon Self-Cleaning
Or
1ct. Loxon Concrete & Masonry Primer
2cts. Loxon Self-Cleaning Acrylic Coating

CMU, Block, Split-face Block
1ct. Loxon Acrylic Block Surfacer
Or Pro Industrial Heavy Duty Block Filler
2 cts. Loxon Self-Cleaning Acrylic Coating

Spray and backroll on porous & rough stucco to achieve required film build and a pin-hole free surface.

For porous block a coat of Loxon Acrylic Block Surfacer is required to achieve a pinhole free surface.

PHYSICAL PROPERTIES

LX13W0051

Wind-Driven Rain Test ..... Passes
Based on ASTM D6904-03
2cts Loxon Self-Cleaning Acrylic Coating at 4.2 mils dft
Water Vapor Permeance ..... 22 perms
Based on ASTM D1653
1 ct Loxon Self-Cleaning Acrylic Coating at 4.2 mils dft,
14 day cure @ 77°F & 50% RH
Elongation 55%
ASTM D2370
1 ct Loxon Self-Cleaning Acrylic Coating at 4.3 mils dft,
14 day cure @ 77°F & 50% RH
Tensile Strength ..... 310 psi
ASTM D2370
1 ct Loxon Self-Cleaning Acrylic Coating at 4.3 mils dft,
14 day cure @ 77°F & 50% RH
Flexibility ..... Passes
ASTM D522- Method B, 180° bend, 1/8" mandrel
Alkali Resistance ..... Passes
Based on ASTM D1308
Mildew Resistance ..... Passes
ASTM D3273/D3274
Efflorescence 10
ASTM D7072-04
Shelf Life: ..... 36 months unopened

SURFACE PREPARATION

WARNING! Removal of old paint by sanding, scraping or other means may generate dust or fumes that contain lead. Exposure to lead dust or fumes may cause brain damage or other adverse health effects, especially in children or pregnant women. Controlling exposure to lead or other hazardous substances requires the use of proper protective equipment, such as a properly fitted respirator (**NIOSH** approved) and proper containment and cleanup. For more information, call the National Lead Information Center at **1-800-424-LEAD** (in US) or contact your local health authority.

Remove all surface contamination by washing with an appropriate cleaner, rinse thoroughly and allow to dry. Scrape and sand peeled or checked paint to a sound surface. Sand glossy surfaces dull. Seal stains from water, smoke, ink, pencil, grease, etc. with the appropriate primer/sealer. Recognize that any surface preparation short of total removal of the old coating may compromise the service length of the system.

Caulking
Gaps between windows, doors, trim, and other through-wall openings can be filled with the appropriate caulk after priming the surface.

Cement Composition Siding/Panels
Remove all dirt, dust, grease, oil, loose particles, laitance, foreign material, and peeling or defective coatings. Allow the surface to dry thoroughly. Concrete and masonry must be cured at least 7 days at 75°F. Fill bugholes, air pockets, cracks, and other voids with an elastomeric patch or sealant. Rough surfaces can be filled to provide a smooth surface.

continued on back

SHERWIN WILLIAMS.

LOXON®

SELF-CLEANING ACRYLIC COATING

LX13W0051 Extra White
LX13W0053 Deep Base
LX13T0054 Ultradeep Base
LX13Y0056 Light Yellow

SURFACE PREPARATION

Masonry, Concrete, CMU
Remove all dirt, dust, mildew, loose particles, laitance, foreign material, peeling and defective coatings, chalk, form release agents, moisture curing membranes, etc.
On tilt-up and poured-in-place concrete, commercial detergents and sandblasting may be necessary to remove sealers, release compounds, and to provide an anchor pattern.
Allow the surface to dry thoroughly.
Concrete and mortar must be cured at least 7 days at 75°F to apply this product directly. Fill bugholes, air pockets, cracks, and other voids with an elastomeric patch or sealant. Rough and porous block can be filled using Loxon Acrylic Block Surfacer to provide a smooth surface.

Mildew
Prior to attempting to remove mildew, it is always recommended to test any cleaner on a small, inconspicuous area prior to use. Bleach and bleaching type cleaners may damage or discolor existing paint films. Bleach alternative cleaning solutions may be advised.
Mildew may be removed before painting by washing with a solution of 1 part liquid bleach and 3 parts water. Apply the solution and scrub the mildewed area. Allow the solution to remain on the surface for 10 minutes. Rinse thoroughly with water and allow the surface to dry before painting. Wear protective eyewear, waterproof gloves, and protective clothing. Quickly wash off any of the mixture that comes in contact with your skin. Do not add detergents or ammonia to the bleach/water solution.

Incidental Metal
Wash to remove any oil, grease, or other surface contamination. All corrosion must be removed with sandpaper, wire brush, or other abrading method. Primer required.

Wood
Sand any exposed wood to a fresh surface. Patch all holes and imperfections with a wood filler or putty and sand smooth. All patched areas must be primed. Primer required.

APPLICATION

Apply at temperatures above 35°F. When the air temperature is at 35°F, substrates may be colder; prior to painting, check to be sure the air, surface, and material temperature are above 35°F and at least 5°F above the dew point. Avoid using if rain or snow is expected within 2-3 hours.
Do not apply at air or surface temperatures below 35°F or when air or surface temperatures may drop below 35°F within 48 hours.

No reduction necessary.
Do not paint in direct sun or on a hot surface.

Brush - Use a nylon/polyester brush. Purdy Pro-Extra
Roller - Use a 1/2"-3/4" nap synthetic cover. Purdy Marathon
Spray—Airless
Pressure..... 2000 psi
Tip ..... .017-.021"
Spray and backroll on porous & rough stucco to achieve required film build and a pin-hole free surface.

TIPS

Sealing and Patching—After cleaning the surface thoroughly, prime the concrete surface with Loxon Self-Cleaning Acrylic Coating , apply an elastomeric patch or sealant if needed, allow to dry, then topcoat.
To improve the performance consider:

- Use caution when preparing the substrate to create a uniform surface.
- Cracks, crevices, and through-wall openings must be patched with an elastomeric patch or sealant.
- Fill voids and openings around window and doors with an elastomeric patch or sealant.
- Stripe coat all inside and outside corners and edges with 1 coat of Loxon Self-Cleaning Acrylic Coating .

CAUTIONS

For exterior use only.
Protect from freezing.
Non-photochemically reactive.
Not for use on horizontal surfaces (floors, roofs, decks, etc.) where water will collect.
Not for use below grade. Will not withstand hydrostatic pressure.

Before using, carefully read **CAUTIONS** on label.

HOTW 07/11/2018 LX13W0051 03 41
FRC,SP,KOR

CLEANUP INFORMATION

Clean spills, spatters, hands and tools immediately after use with soap and warm water. After cleaning, flush spray equipment with a compliant cleanup solvent to prevent rusting of the equipment. Follow manufacturer's safety recommendations when using solvents.

The information and recommendations set forth in this Product Data Sheet are based upon tests conducted by or on behalf of The Sherwin-Williams Company. Such information and recommendations set forth herein are subject to change and pertain to the product offered at the time of publication. Consult your Sherwin-Williams representative or visit www.paintdocs.com to obtain the most current version of the PDS and/or an SDS.

7. Other Exterior Items:
a. Grilling Station.

Scope:
Form, pour and finish 12'x5' concrete pad in location as shown in reference photo. Wreck form boards and clean up. Build Arbor with treated lumber over new concrete pad. Build island base for grill 24"x120" with brick to match existing property brick color and style as close as possible. Form, pour and finish 2-1/2" concrete countertop. Purchase and install a new stainless steel blaze 4 burner 32" LP gas grill, stainless steel front access door and timer for LP tank. Wreck countertop and clean up and haul away all debris.

Grilling Location

Similar Layout

Grill Specs attached:

Brick Specs:

HENRY BRICK CO., INC.

Material Safety Data Sheet

HENRY BRICK COMPANY, INC.
3409 Water Ave.
P. O. Box 850
Selma, Alabama 36702-0850

For additional information contact:
Elton Birch, V.P. Production
Telephone: 1-800-548-7576
334-875-2600

Date Completed: July,1994
Latest Revision: Nov., 2000

SECTION I - PRODUCT IDENTIFICATION

Product Name: Brick

Chemical Family: Predominately Aluminum Silicates
Formula: Mixture

SECTION II - HAZARDOUS INGREDIENTS

Ingredients	CAS #	%Weight	Exposure Limits OSHA PEL	Exposure Limits ACGIH TLV
Aluminum Silicates	Various	50-85	15 mg/m^3	10 mg/m^3
Quartz	14808-60-7	15-25	10 mg/m^3 %SIO_2+2 (Respirable)	.05 mg/m^3 (Respirable)
Manganese Compounds	Various	0-3	Not available	Not available

The above chemistries are provided for industrial hygiene and environmental purposes and are not intended to represent product specifications. This information has been compiled from data believed to be reliable. Elements such as aluminum, arsenic, boron, calcium, chromium, cobalt, copper, lead, molybdenum, nickel, tin, titanium, vanadium, and zirconium may be present in trace amounts. Brick products as shipped do not present an exposure hazard.

SECTION III - PHYSICAL/CHEMICAL CHARACTERISTICS

Boiling Point: NA
Melting Point: NA
Specific Gravity: 2.6
Vapor Pressure: NA
Vapor Density: NA
Solubility in Water: Negligible
Appearance and Odor: Granular solid, essentially odorless. Brick come in a wide range of colors.

SECTION IV - FIRE AND EXPLOSION HAZARD DATA

Brick as shipped do not pose a fire or explosion hazard.

SECTION V - REACTIVITY

Brick as shipped are not reactive.

SECTION VI - HEALTH HAZARD DATA

Brick as shipped do not present an inhalation, ingestion or contact hazard. However, operations such as sawing and grinding may result in the following effects.

ACUTE EFFECTS OF OVEREXPOSURE:

Eye: May cause irritation by abrasion with dust or chips.

Skin: Brick dust or chips may cause allergic reactions in hypersensitive individuals; May cause cuts and skin abrasions.

Inhalation: Brick dust or chips may cause congestion and irritation in nasal and respiratory passages.

Ingestion: No known acute effects.

CHRONIC EFFECTS OF OVEREXPOSURE:
Excessive exposures to respirable particulates (dust) over an extended period of time may result in the development of pulmonary diseases such as silicosis.

SECTION VI – HEALTH HAZARD DATA (continued)

CARCINOGENICITY:

The following carcinogenicity classifications for crystalline silica have been established by the following agencies:

OSHA: Not regulated as a carcinogen
IARC: Group 1 carcinogenic in humans
NIOSH: Carcinogen, with no further categorization
NTP: Known carcinogen

WARNING: Brick dust may contain crystalline silica, a chemical that has been determined by the agencies listed above to cause cancer. Inhalation of brick dust above established or recommended exposure levels should be avoided by use of wet sawing or shaping and/or use of a NIOSH and/or MSHA approved respirator. Always stack and store brick in a stable manner to avoid falling hazards.

SECTION VII – PRECAUTIONS FOR SAFE HANDLING AND USE

Ventilation:	Provide adequate ventilation to maintain exposures below the OSHA PEL and ACGIH TLV for quartz and other substances.
Respiratory Protection:	For airborne concentration exceeding the OSHA PEL or ACGIH TLV use a NIOSH and/or MSHA approved respirator.
Other Protective Equipment:	**Eye and Face:** Face shields should be used when sawing brick. **Skin:** Use gloves and or protective clothing if abrasions or allergic reactions are experienced. **Other:** Use of steel toe shoes is recommended when handling brick.
Other controls:	Use of wet sawing methods is recommended anytime that brick must be cut.

SECTION VIII – FIRST AID AND MEDICAL

Inhalation:	Remove from exposure to airborne particulates. Consult a physician if breathing does not return to normal.
Skin:	Wash with soap and water. If an allergic reaction causes a rash that does not heal with in a few days consult a physician. Treat abrasions as any other scrape or cut with disinfectants and bandages.
Eye:	Flush with running water. Obtain medical assistance if irritation continues.
Medical Conditions Aggravated by Exposure:	Excessive dust exposure may aggravate any existing respiratory disorders or diseases. Possible complications or allergies resulting in irritation to skin, eyes, and respiratory tract may occur from excessive exposure to dusts.

SECTION IX – OTHER REGULATIONS

RCRA:	Brick in its solid form is typically considered a non-hazardous waste for disposal, but local regulation may vary, therefore all waste must be disposed/recycled/reclaimed in accordance with federal, state, and local environmental control regulations. Water containing brick solids, such as from wet sawing operations, should also be disposed of in accordance with federal, state and local environmental regulation. Brick waste should not be used as a blasting agent.
EPCRA Section 311/312:	Brick as shipped are not a Section 311/312 reportable product.
EPCRA Section 313:	Brick as shipped are not subject to the Section 313, Toxic Chemical Release Inventory reporting requirements.
DOT:	Brick as shipped are not hazardous materials per DOT regulations.

SECTION X – OTHER INFORMATION

Henry Brick Co., Inc. considers our product an "article" as defined in 30 CFR 1200 (b)(g)(iv) and 40 CFR 372.38. As an article, an MSDS is not required and the product is exempt from all other requirements of the hazard communication standard. OSHA requires an MSDS for brick because it is occasionally dry sawed. We recommend only wet sawing of brick.

This MSDS was prepared with information believed accurate at the time of preparation and was prepared and provided in good faith. However, **Henry Brick Co., Inc.** assumes no responsibility as to the accuracy or suitability of such information and no warranty expressed or implied is made.

HENRY
BRICK
Beautiful Natural
RED VELOUR

ACCREDITED
Testing Laboratory

CLEMSON
UNIVERSITY
THE BISHOP MATERIALS LABORATORY

AASHTO R18
ACCREDITED LABORATORY

TEST REPORT

100 Clemson Research Blvd.
Anderson, SC 29625
(864) 656-1094
Fax: (864) 656-1095
www.brickandtile.org

Results of Tests on brick Conducted in accordance with ASTM C 67-16 Standard Test Methods for Sampling and Testing Brick and Structural Clay Tile

10/30/2017

Name:	Henry Brick Company, Inc P. O. Box 850 Selma , AL 36702-0850	Plant:	Henry Brick Company, Inc.	*Temperature: 60 - 90F
Phone:	334-875-2600	Report Number:	7866-17620	*Humidity: 30% - 70%
Fax:	334-875-7842	Received Date:	10/12/2017	
		Sampled Date:	10/12/2017	
		Lot:		
		Product Code:		

Sample Description: **Clear Fired Cored, Plt. 1 Clear Fired**

							Test Date
Absorption	1	2	3	4	5	Average	
24 Hour Submersion in Cold Water (%)	6.30	5.98	5.66	6.05	5.82	5.96	10/18/2017
5 Hour Submersion in Boiling Water (%)	9.11	8.71	8.46	8.73	8.53	8.71	
Saturation Coefficient (Ratio of 24H to 5H)	0.69	0.69	0.67	0.69	0.68	0.68	

Compressive Strength	1	2	3	4	5	Average	
psi	11,820	11,706	11,855	10,717	10,738	11,367	10/19/2017
MPa	81.5	80.7	81.7	73.9	74.0	78.4	

Efflorescence	11	12	13	14	15		
	Not Effloresced	Not Effloresced	Not Effloresced	Not Effloresced	Not Effloresced		10/26/2017

IRA (Oven Dried Method)	6	7	8	9	10	Average	
g/min/30 in.²	11.6	15.3	15.5	16.0	15.3	14.7	10/19/2017
Average % Void	24.7						10/19/2017

The brick represented by the test results shown here comply with the physical property requirements of the standards listed below:

ASTM C 216 - 17 Standard Specification for Facing Brick (Solid Masonry Units Made From Clay or Shale)
Grade: SW, MW

Michael Walker, Quality Manager

**The temperature and humidity of the Bishop Materials Laboratory is constantly kept between 60 -90F, and 30-70% RH*

The results shown above apply only to the samples tested, which are provided by the customer.

This test report shall not be reproduced except in full, without written approval of the laboratory.

Grill and Materials to be used:

Grill, Timer, Doors:

https://www.blazegrills.com/product/4-burner-grill/

BLAZE 32 INCH 4-BURNER GRILL WITH REAR BURNER

GRILL OVERVIEW

- 4 commercial quality 304 cast stainless steel burners
- 14,000 BTUs of cooking power per burner, for a total cooking surface of 56,000 BTUs
- 10,000 BTU infrared rear rotisserie burner
- Total grill BTUs equal 66,000
- Heavy 8mm stainless steel triangular cooking rods maximize durability
- 740 square inches of total cooking space
- Push and turn flame-thrower primary ignition system delivers a fast start every time
- Flash tube ignition and crossovers provide an alternate ignition option
- Removable warming rack
- Heat zone separators divide the cooking surface into individual temperature zones
- Flame stabilizing grids minimize flare-ups while adding a grilled flavor
- Full-width drip tray for quick clean up
- Double-lined grill hood protects outer layer from heat discoloration and maintains more heat
- Blaze Grills offers an impressive Lifetime Warranty

7. Other Exterior Items:
b. Pool Deck.

Scope:
Fill in approximately 2265 square feet of deep pitted spray deck area. Strip approximately 1180 square feet of painted broom finished deck area. Saw-cut along cracks and remove all debris. Fill all cracks and saw-cut lines with acrylic urethane caulk. Overlay approximately 3445 square feet of deck surface area and stain and seal. Finish in large square pattern in color regular sand buff. Clean up and haul away all debris.

Pool Deck Area

Pool Deck Specs attached:

Pool Deck Overlay: ***Sample Photos***


Lite Sand Buff
Golden Sand
Colorado Gold
Regular Sand Buff
Rose Pink
Aztec Gold
Dark Sand Buff
Sun Yellow
Dove Gray
Buckskin
Coral Peach
Lite Dove Gray

ORDER OF THE MAYOR AND BOARD OF ALDERMEN
APPOINTING CITY ATTORNEY AND FIXING HIS COMPENSATION

BE IT ORDERED BY THE MAYOR AND BOARD OF ALDERMEN OF THE CITY OF RIDGELAND, MISSISSIPPI, that Jerry L. Mills of the law firm of Mills & Scanlon, P.A., d/b/a Mills, Scanlon, Dye & Pittman be and is hereby appointed City Attorney for the City of Ridgeland pursuant to the provisions of Section 21-15-23 of the *Mississippi Code of 1972*.

BE IT FURTHER ORDERED that Jerry L. Mills and, under his direction, his law firm shall perform all the duties required of and permitted to a City Attorney by law, specifically, including, but not limited to, representing the City of Ridgeland in litigated and administrative matters, providing legal counsel to the Mayor and Board of Aldermen and such other city officials as shall be directed by the Mayor and Board of Aldermen, and providing all legal services necessary to the City of Ridgeland except as may hereafter be designated by the Mayor and Board of Aldermen.

BE IT FURTHER ORDERED that for the attendance at meetings of the Mayor and Board of Aldermen, including any work sessions, the City Attorney shall be paid the sum of $600.00 per month. For the performance of other services to the City of Ridgeland, the City Attorney shall be paid at the rate of $150.00 per hour. Should any work be performed by any other member or employee of the City Attorney's law firm the hourly rate will not exceed such person's regular hourly rate and in no event shall exceed $150.00 per hour without further order of the Mayor and Board of Aldermen. In addition thereto, the City Attorney shall be reimbursed for all reasonable expenses incurred in connection with such representation of the City of Ridgeland.

BE IT FURTHER ORDERED that the City Attorney's regular duties shall include services rendered in connection with the issuance or refunding of bonds when (1) outside bond counsel is retained by the City of Ridgeland, (2) the bonds or other instrument of debt are validated by the Chancery Clerk, (3) and no opinion as to federal or state income taxation is required of the City Attorney. In such cases, the City Attorney shall be compensated at the regular hourly rate set forth herein. Should, however, legal expenses in connection with the issuance of bonds be borne by some other person or entity other than the City of Ridgeland, the City Attorney

shall be compensated for his necessary services at a rate which is agreed on by the City Attorney and such other person or entity.

SO ORDERED BY THE MAYOR AND BOARD OF ALDERMEN OF THE CITY OF RIDGELAND, MISSISSIPPI, in regular meeting assembled on this _____ day of _____, 2019.

CITY OF RIDGELAND, MISSISSIPPI

BY:_____
GENE F. MCGEE, MAYOR

ATTEST:

_____
PAULA TIERCE, CITY CLERK

the city of RIDGELAND

fire department

July 2, 2019

MEMORANDUM

TO: Mayor and Board of Aldermen

FROM: Matt Bailey, Fire Chief

SUBJECT: Surplus Equipment

I am requesting the following items be declared surplus and removed from our inventory:

Asset #	Description	Serial Number	Recommended Disposition
160-6-898	Stihl Weedeater	265174301	Sell
160-6-760	2003 Exmark Lawn Mower	384409	Sell
160-6-764	2001 John Deere Lawn Mower	MOHD75X011340	Sell
160-6-1025	Stihl BR380 Blower	361151296	Sell for Parts
160-6-699	Lifepak 500	11469749	Dispose
160-6-700	Lifepak 500	11469757	Dispose

Your consideration and approval of this request will be appreciated.

mailing address: p.o. box 361 • ridgeland, ms 39158
street address: 456 towne center boulevard • ridgeland, ms 39157
ph: 601.856.8405 • www.ridgelandms.org

Gene F. McGee, cmo - mayor • Matthew Bailey – fire chief

board of aldermen: D.I. Smith, cmo - at-large • Ken Heard, cmo - ward 1 • Chuck Gautier, cmo - ward 2
Kevin Holder, cmo, mayor pro tempore - ward 3 • Brian P. Ramsey, cmo - ward 4 • Bill Lee - ward 5 • Wesley Hamlin, cmo - ward 6

the city of RIDGELAND

police department

June 24, 2019

TO: Mayor & Board of Aldermen

FROM: John R. Neal, Chief of Police

SUBJECT: Surplus Property

I am requesting the following city vehicles be declared surplus property to be sold:

Description	VIN #	ASSET #
Unit 285 - 2010 FORD CROWN VIC	2FABP7BVXAX144490	100-1-595
Unit 286 - 2011 FORD CROWN VIC	2FABP7BVXBX101191	100-1-596
Unit 293 - 2011 DODGE CHARGER	2B3CL1CG0BH582376	100-1-624

Your consideration and approval of this request will be greatly appreciated.

CC: Craig Cotten

115 west school street · ridgeland, ms 39157
ph: 601.856.2121 · www.ridgelandms.org

Gene F. McGee, cmo - mayor · John R. Neal - chief of police
board of aldermen: D.I. Smith, cmo - at-large · Ken Heard, cmo - ward 1 · Chuck Gautier, cmo - ward 2
Kevin Holder, cmo, mayor pro tempore - ward 3 · Brian P. Ramsey, cmo - ward 4 · Bill Lee - ward 5 · Wesley Hamlin, cmo - ward 6

the city of RIDGELAND

police department

June 24, 2019

TO: Mayor & Board of Aldermen

FROM: John R. Neal, Chief of Police

SUBJECT: Budget Amendment

I am respectfully requesting the following budget amendment:

Decrease 001-100-687 (Jail Fees) $2,600.00 and increase 001-100-740 (Capital Vehicles) $2,600.00

These funds are being transferred to complete purchase of one (1) Dodge Charger to be utilized in the Patrol Division.

Your consideration and approval of this request will be greatly appreciated.

CC: Craig Cotten

115 west school street · ridgeland, ms 39157
ph: 601.856.2121 · www.ridgelandms.org

Gene F. McGee, cmo - mayor · John R. Neal - chief of police
board of aldermen: D.I. Smith, cmo - at-large · Ken Heard, cmo - ward 1 · Chuck Gautier, cmo - ward 2
Kevin Holder, cmo, mayor pro tempore - ward 3 · Brian P. Ramsey, cmo - ward 4 · Bill Lee - ward 5 · Wesley Hamlin, cmo - ward 6

the city of RIDGELAND

police department

June 24, 2019

TO: Mayor & Board of Aldermen

FROM: John R. Neal, Chief of Police

SUBJECT: FY19 HIDTA Sub Grantee Cooperative Agreement

Please review for approval the Memorandum of Agreement between the MS Bureau of Narcotics, MS Gulf Coast High Intensity Drug Trafficking Area (HIDTA) and the Ridgeland Police Department. This is a requirement of the FY19 HIDTA Grant which covers overtime and services reimbursement for Detective Hunter Bridges who will be assigned to MBN/HIDTA.

Your approval will be greatly appreciated.

Attachments (1)

115 west school street · ridgeland, ms 39157
ph: 601.856.2121 · www.ridgelandms.org

Gene F. McGee, cmo - mayor · John R. Neal - chief of police
board of aldermen: D.I. Smith, cmo - at-large · Ken Heard, cmo - ward 1 · Chuck Gautier, cmo, mayor pro tempore - ward 2
Kevin Holder, cmo - ward 3 · Brian P. Ramsey, cmo - ward 4 · Bill Lee - ward 5 · Wesley Hamlin, cmo - ward 6

STATE OF MISSISSIPPI

DEPARTMENT OF PUBLIC SAFETY
MISSISSIPPI BUREAU OF NARCOTICS

MARSHALL FISHER COMMISSIONER	PHIL BRYANT GOVERNOR	JOHN DOWDY DIRECTOR

April 26, 2019

Chief John Neal
Ridgeland PD
911 Town Square
Ridgeland, MS 39157

Dear Sir:

Congratulations! Enclosed is your FY19 HIDTA Sub grantee Cooperative Agreement. Please have the appropriate Agency Official sign the agreement acceptance section and return a copy of the agreement to me. A copy of the award letter is also enclosed for your files with your approved budgets.

Please note changes under the 2019 grant awards that are covered in Appendix C which includes the Grant Conditions section that must be signed by your agency head and Certification Regarding Lobbying. Please fill out and sign all of these certifications and return with your MOA.

Also enclosed are blank copies of the Detailed Expenditure Worksheet and printout of your 2019 spending plan (Appendix A). **In addition enclosed is an Overtime Certification form (Appendix B) to be used when claiming overtime reimbursements.**

If you have any questions, please call me at 601.371.3625. We look forward to working with you on this project.

Sincerely,

Shauna Powell

Shauna Powell
Mississippi Bureau of Narcotics

601.371.3625- Work
601.352.4729- Fax
spowell@mbn.ms.gov

Enclosures

FEDERAL GRANT NO. G19-GC0003A
MBN GRANT REPT. CT. NO. _____
DUNS#: 603797481

MEMORANDUM OF AGREEMENT

BETWEEN THE

MISSISSIPPI BUREAU OF NARCOTICS

AND THE

MISSISSIPPI GULF COAST HIGH INTENSITY DRUG TRAFFICKING AREA

AND THE

RIDGELAND POLICE DEPARTMENT

This Agreement between the Mississippi Bureau of Narcotics (MBN), Mississippi Gulf Coast High Intensity Drug Trafficking Area (HIDTA) and the RIDGELAND POLICE DEPARTMENT (LEO) shall begin on 01/01/19 and shall not extend beyond 12/31/19 unless the period is extended by written modification to this Agreement.

WHEREAS, MBN has been designated as the fiscal agent for the State of Mississippi Gulf Coast High Intensity Drug Trafficking Area (HIDTA) program, all requests for payments and budget reprogramming shall pass through MBN.

NOW THEREFORE, MBN, HIDTA and LEO hereby agree to the disbursement of HIDTA funds in the amount of **$ 5,207.00** to the resource recipient, LEO, under the following terms and conditions:

1. LEO agrees to follow all applicable federal, state, and local guidelines regarding purchases and other expenditures under the HIDTA program, including but not limited to the following: OMB Circular 87, OMB Circular A-102, OMB Circular A-133, and 21 CFR Part 1403, and the Fair Labor Standards Act (FLSA).

2. LEO agrees to abide by and be bound by the attached approved budget – spending plan (Appendix A) for purchases including future reprogramming requests as approved by MBN

and Gulf Coast HIDTA. All reprogramming requests shall be submitted via e-mail to the Mississippi Gulf Coast HIDTA State Director.

3. Requests for payment shall be submitted on a quarterly basis to the MBN financial office through the HIDTA State Director of Operations at the following address by the 10th of the following month:

Shauna Powell, Chief Financial Officer
Mississippi Bureau of Narcotics
P.O. Box 720519
Byram, Mississippi 39272-0519

All invoices submitted shall comply with the terms noted in Appendix A. The last invoice from the Resource Recipient (LEO) shall be received by the Mississippi Gulf Coast HIDTA State Director no later than the 15th day prior to the grant expiration date, unless the grant is extended.

All Reimbursement of Overtime Expenses shall be submitted using the appropriate form (Appendix B) which must contain the HIDTA Group Task Force Supervisor's signature, certifying the overtime was HIDTA related and with the HIDTA case number contained therein.

4. Resource Recipient (LEO) agrees to complete all applicable items in Appendix C and return to MBN along with the signed agreement.

5. The parties agree and understand that MBN is not responsible for any purchases or actions of LEO in violation of the grant agreement or budget.

6. MBN agrees to transfer funds to the resource recipient after funds have been electronically transmitted by Gulf Coast HIDTA and receipted into MBN special revenue funds.

7. LEO agrees to reimburse MBN for any purchase paid by MBN which is later disallowed after audit or financial review.

8. For any and all disputes arising under the terms of this Agreement, the parties hereto agree, in compliance with the recommendations of the Governor and Attorney General, when considering settlement of such disputes, to utilize appropriate forms of non-binding alternative

dispute resolution including, but not limited to, mediation by and through the Attorney General's Office or when appropriate, private mediators.

IN WITNESS WHEREOF, the parties acknowledge the Agreement as evidenced by their signatures below.

John Dowdy
Director, Mississippi Bureau of Narcotics

MBN Legal Counsel, Allison Killebrew
Reviewed as to legal form

Tony Sauro
State Director, Mississippi Gulf Coast HIDTA

Law Enforcement Agency (LEO)
Chief John Neal

Appendix - A

Budget Detail

2019 - Gulf Coast

Initiative - Metro Jackson Mobile Deployment Team **Investigation**

Award Recipient - Mississippi Bureau of Narcotics (G19GC0003A)

Resource Recipient - Ridgeland Police Department

Input		***$5,207.00***	
Overtime	**Quantity**	**Amount**	**Comments**
Investigative - Law Enforcement Officer	1	$0.00	1 FT RPD TFO @ 18344 (less excess PY funds -$18,344.)
Total Overtime	**1**	**$0.00**	In G18-GC0003A
Services	**Quantity**	**Amount**	**Comments**
Vehicle allowance	1	$5,207.00	1 @700 per month (less excess PY funds -$3,193.)
Total Services	**1**	**$5,207.00**	In G18-GC0003A
Total		**$5,207.00**	

2d. Grant Balance by Initiative and Award and Resource Recipient

Gulf Coast

FY 2018

Group by: Initiative, Award, Resource Recipient

		APPROVED				
		Awarded Budget	Reprogrammed Funds	Current Budget	Disbursed Funds	Current Available
Metro Jackson Mobile Deployment Team						
G18GC0003A						
Ridgeland Police Department						
	Overtime	10,127.00	8,217.00	18,344.00	2,907.00	15,437.00
	Services	8,400.00	-5,207.00	3,193.00	2,100.00	1,093.00
		18,527.00	**3,010.00**	**21,537.00**	**5,007.00**	**16,530.00**
RR.INPUT						
	Personnel	0.00	0.00	0.00	0.00	0.00
	Fringe	0.00	0.00	0.00	0.00	0.00
	Travel	0.00	0.00	0.00	0.00	0.00
	Facilities	0.00	0.00	0.00	0.00	0.00
	Equipment	0.00	0.00	0.00	0.00	0.00
	Supplies	0.00	0.00	0.00	0.00	0.00
	Other	0.00	0.00	0.00	0.00	0.00
		0.00	**0.00**	**0.00**	**0.00**	**0.00**
		18,527.00	**3,010.00**	**21,537.00**	**5,007.00**	**16,530.00**
		18,527.00	**3,010.00**	**21,537.00**	**5,007.00**	**16,530.00**
Total		**18,527.00**	**3,010.00**	**21,537.00**	**5,007.00**	**16,530.00**

Gulf Coast

High Intensity Drug Trafficking Area

3838 N. Causeway Blvd · Suite 1900 · Metairie, Louisiana 70002 · Phone (504)840-1400 · Fax (504)840-1406

Request for Reimbursement of HIDTA Overtime Expenses

Agency :
Address: 201 Alexander Rd

HIDTA Initiative:
Period From:
To:

Contact Person:

Phone:

	A	B	C	D	F
Employee Name	**OT Hrs. this period**	**Is the officer eligible for agency overtime Yes/No**	**Brief description of overtime work (case number, etc.)**	**OCDETF case? Yes/No**	**Current claim**
TOTALS	**0.00**				**$0.00**

I certify to the best of my knowledge that the above is correct: all outlays were for the purposes set forth in the grant agreement or any other agreement; that they were made in accordance with the grant or other agreement conditions

Signature of Authorized Representative of Requesting Agency	**Print name and Title:**	**Date**
Signature of HIDTA Initiative Supervisor	**Print name and Title:**	**Date**

Appendix - B

CERTIFICATION REGARDING LOBBYING

Each applicant shall file this certification and disclosures form <u>if applicable,</u> with each submission that initiates agency consideration of such applicant for an award of a LETS contract, grant or cooperative agreement of $100,000 or more.

This certification is a material representation of fact upon which reliance was placed when this transaction was made or entered into. Submission of this certification is a prerequisite for making or entering into this transaction imposed by section 1352, title 31, U.S. Code. Any person who fails to file the required certification shall be subject to a civil penalty of not less than $10,000 and not more than $100,000 for each such failure.

The undersigned certifies, to the best of his or her knowledge and belief, that:

(1) No Federal appropriated funds have been paid or will be paid to any person for influencing or attempting to influence an officer or employee of any Federal Agency, a Member of Congress, an officer or employee of Congress, or an employee of a Member of Congress in connection with the awarding of any Federal contract, the making of any Federal grant, the making of any Federal loan, the entering into of any cooperative agreement, and the extension, continuation, renewal, amendment, or modification of any Federal contract, grant, loan, or cooperative agreement.

(2) If any non-Federal funds have been paid or will be paid to any person for influencing or attempting to influence an officer or employee of any Federal agency, a Member of Congress, an officer or employee of Congress, or an employee of a Member of Congress in connection with this Federal contract, grant, loan, or cooperative agreement, the undersigned shall initial here _____ and complete and submit Standard Form # LLL, "Disclosure of Lobbying Activities", in accordance with its instructions.

(3) The undersigned shall require that the language of this certification be included in the award documents for all sub-awards at all tiers and that all sub-recipients shall certify and disclose accordingly.

_____ _____

Signature of Authorized Official Date

_____

Title

the city of RIDGELAND

public works

MEMORANDUM

TO: Mayor Gene F. McGee and Board of Aldermen

FROM: Christopher W. Bryson, P.E., City Engineer

DATE: June 26, 2019

RE: **AUTHORITY TO ADVERTISE FOR BIDS**
Driver Feedback and Warning Signs
City of Ridgeland, Madison County, Mississippi

We respectfully request the Mayor and Board of Aldermen authorize the Public Works Department to advertise for bids for driver feedback and warning signs. The Street Department budget has the funding to purchase the signs which are estimated to cost $53,000.00 in total. Due to the total estimated cost of this purchase exceeding $50,000.00 and due to some of the items exceeding $5,000.00 individually, Mississippi state law requires that we advertise a public notice of invitation for Bids to initiate a competitive sealed bid purchase. The proposed signs include speed limit driver feedback signs and curve warning driver feedback signs along Rice Road. This purchase would also include flashing crosswalk warning signs on West Jackson Street, Highland Colony Parkway and Spillway Road.

Upon your authorization to advertise, the advertisement will be published in the Clarion Ledger on July 8th and July 15th. The Bid Opening would be scheduled for Thursday, July 25, 2019.

Thank you for your consideration of our request. Please contact me if you have any questions.

Cc: John M. McCollum, Public Works Director

mailing address: p.o. box 217 · ridgeland, ms 39158
street address: 304 highway 51 · ridgeland, ms 39157
ph: 601.853.2027 · fax: 601.853.2019 · www.ridgelandms.org

Gene F. McGee, cmo - mayor · John M. McCollum - director of public works

board of aldermen: D.I. Smith - at-large • Ken Heard, cmo, mayor pro tempore - ward 1 • Chuck Gautier - ward 2
Kevin Holder, cmo - ward 3 • Brian P. Ramsey, cmo - ward 4 • Bill Lee - ward 5 • Wesley Hamlin, cmo - ward 6

the city of RIDGELAND

DATE: **JUNE 27, 2019**

TO: **MAYOR & BOARD OF ALDERMEN**

FROM: **PAULA TIERCE, CITY CLERK**

RE: **SEWER ADJUSTMENT**

Please approve the following sewer adjustments:

04-3240-00	209 Hillside Street	$56.80
03-3010-01	101 Sunnycrest Drive	$38.20
02-3515-00	421 Millett Street	$23.32
04-1360-08	244 Central Avenue	$14.88
02-0225-01	404 Autumn Creek Drive	$57.66

Should you have any questions please feel free to contact me.

mailing address: p.o. box 217 • ridgeland, ms 39158
street address: 304 highway 51 • ridgeland, ms 39157
ph: 601.856.7113 • www.ridgelandms.org

Gene F. McGee, cmo - mayor • Paula W. Tierce, phr - city clerk / human resources director

board of aldermen: D.I. Smith, cmo - at-large • Ken Heard, cmo - ward 1 • Chuck Gautier, cmo - ward 2
Kevin Holder, cmo, mayor pro tempore - ward 3 • Brian P. Ramsey, cmo - ward 4 • Bill Lee - ward 5 • Wesley Hamlin, cmo - ward 6

VENDOR NUMBER	NAME	DOCKET NUMBER	COMMENT	INVOICE NUMBER	INVOICE DATE	INVOICE AMOUNT
01-61100	RIDGELAND TOURISM COMMISS	154501	TOURISM TAX	I 201906206914	6/17/2019	187,105.23
			TOURISM TAX	001-000-101	187,105.23	
				TOTAL =		187,105.23

VENDOR NUMBER	NAME	DOCKET NUMBER	COMMENT	INVOICE NUMBER	DATE	AMOUNT
01-03495	MISS DEPARTMENT OF REVENU	154502	MAY 2019 SALES TAX	I 201906206913	6/17/2019	7,231.19
			MAY 2019 SALES TAX	001-000-104	558.33	
			MAY 2019 SALES TAX	400-000-111	6,672.86	
					TOTAL =	7,231.19

FUND TOTALS

FUND	NAME	TOTAL
001	GENERAL FUND	187,663.56
400	PUBLIC UTILITIES FUND	6,672.86
	TOTALS FOR ALL FUNDS =	194,336.42

VENDOR NUMBER	NAME	DOCKET NUMBER	COMMENT	INVOICE NUMBER	INVOICE DATE	INVOICE AMOUNT
01-00949	INTERNATIONAL CODE COUNCI	154503	INSP TRAINING BOOKS	I 100718375	6/18/2019	122.70
			2018 IPMC CODE	001-180-681	48.00	
			2015 INT MEC CODE	001-180-681	14.95	
			2015 INT MEC CODE SC	001-180-681	42.75	
			SHIPPING	001-180-681	17.00	
					TOTAL =	122.70

FUND TOTALS

FUND	NAME	TOTAL
001	GENERAL FUND	122.70
	TOTALS FOR ALL FUNDS =	122.70

VENDOR NUMBER	NAME	DOCKET NUMBER	COMMENT	INVOICE NUMBER	INVOICE DATE	INVOICE AMOUNT
01-02179	EUTAW CONSTRUCTION COMPAN	154504	LAKE HARBOUR DRIVE EXT	I 0001A	6/20/2019	808,662.40
			LAKE HARBOUR DRIVE EXT	378-601-750	808,662.40	
				TOTAL =		808,662.40

FUND TOTALS

FUND	NAME	TOTAL
378	LAKE HARBOUR DR EXT	808,662.40
	TOTALS FOR ALL FUNDS =	808,662.40

VENDOR NUMBER	NAME	DOCKET NUMBER	COMMENT	INVOICE NUMBER	DATE	AMOUNT
01-03306	AMERICAN PAYROLL ASSOCIAT	154505	MEMBERSHIP DUES	I 201906256916	6/18/2019	254.00
			MEMBERSHIP DUES	001-040-686	254.00	
					TOTAL =	254.00

FUND TOTALS

FUND	NAME	TOTAL
001	GENERAL FUND	254.00
	TOTALS FOR ALL FUNDS =	254.00

VENDOR NUMBER	NAME	DOCKET NUMBER	COMMENT	INVOICE NUMBER	DATE	AMOUNT
01-00550	A T & T	154506	60189817025490595:06-4 - 07-3	I 201906266925	6/04/2019	31.67
			60189817025490595:06-4 - 07-3	001-100-604	31.67	
01-01350	ADCAMP INC	154507	TONS OF ASPHALT	I 38629	5/31/2019	4,497.28
			TONS OF ASPHALT	001-201-575	4,497.28	
01-01350	ADCAMP INC	154508	TONS OF ASPHALT	I 38646	5/31/2019	3,523.84
			TONS OF ASPHALT	001-201-575	3,523.84	
01-01350	ADCAMP INC	154509	TONS OF ASPHALT	I 38664	5/31/2019	4,288.00
			TONS OF ASPHALT	001-201-575	4,288.00	
01-04980	ADVANCE TREE CARE	154510	TREE REMOVAL	I 201906186909	6/13/2019	4,000.00
			TREE REMOVAL	001-340-575	4,000.00	
01-05635	AEROTEK, INC	154511	PRIVILEGE LICENSE OVRPYMNT	I 201906256919	6/19/2019	26.00
			PRIVILEGE LICENSE OVRPYMNT	001-000-351	26.00	
01-01558	AMERICA'S CHOICE CHEMICAL	154512	SUPPLIES	I 12796	6/17/2019	2,099.74
			RED GREASE	400-650-540	599.70	
			DEISEL TREATMENT	400-650-540	239.76	
			BRAKE CLEANER	400-650-540	263.76	
			FUEL INJECTOR CLEANE	400-650-540	270.00	
			MOSQITO REPELLANT	400-650-540	287.76	
			WASP SPRAY	400-650-540	143.76	
			30lb FIRE ANT KILLER	400-650-540	295.00	
01-03780	AMERICAN MUNICIPAL SERVIC	154513	MAY 2019: COURT	I 42686	5/31/2019	10.00
			MAY 2019: COURT	001-000-115	10.00	
01-01944	ATMOS ENERGY	154514	3013046088:05-22-19 - 06-20-19	I 201906266926	6/20/2019	68.68
			3013046088:05-22-19 - 06-20-19	001-160-630	68.68	
01-03272	BADGER METER INC	154515	JUNE 2019-NOV 2019 SERVICES	I 80033248	5/30/2019	780.00
			JUNE 2019-NOV 2019 SERVICES	400-650-635	780.00	
01-05219	BAILEY, TRACY	154516	JUNE 20, 2019 MEETING	I 062019	6/20/2019	50.00
			JUNE 20, 2019 MEETING	001-180-611	50.00	
01-05610	BARNEY'S POLICE SUPPLIES	154517	9MM SIMUNITION	I 00123312-0	6/11/2019	811.00
			9MM SIMUNITION	001-100-681	514.00	
			9MM SIMUNITION	001-100-681	257.00	
			SHIPPING	001-100-681	40.00	
01-03127	BEAL, KRISTEN	154518	PRAM LUNCH REIMBURSEMENT	I 201906276947	6/27/2019	16.00
			PRAM LUNCH REIMBURSEMENT	001-093-681	16.00	
01-07400	BLURTON, BANKS & ASSOCIAT	154519	REPAIR DRIVEWAY	I 054-762	5/16/2019	4,010.00
			REPAIR DRIVEWAY	400-650-603	4,010.00	
01-07400	BLURTON, BANKS & ASSOCIAT	154520	DITCH REPAIR 715 RIDGEWOO	I 054-764	6/21/2019	13,910.00

VENDOR NUMBER	NAME	DOCKET NUMBER	COMMENT	INVOICE NUMBER	DATE	AMOUNT	
01-07400	BLURTON, BANKS & ASSOCIAT	154520	DITCH REPAIR 715 RIDGEWOO	I 054-764	6/21/2019	13,910.00	CONT
			DITCH REPAIR 715 RIDGEWOO	001-201-691	13,910.00		
01-05281	BRADLEY, RACHEL	154521	REIMBURSE FOR AMERICA IN BLOOM	I 201906266927	6/12/2019	31.41	
			REIMBURSE FOR AMERICA IN BLOOM	001-550-599	31.41		
01-05636	CLAYTON JAMES BROWN	154522	MONEY RETURNED FROM CASE	I 201906266928	6/12/2019	60.00	
			MONEY RETURNED FROM CASE	001-000-154	60.00		
01-02311	BUFKIN MECHANICAL, INC	154523	FD - CENTRAL	I 73889	6/18/2019	100.00	
			SERVICE CALL	001-160-637	100.00		
01-08860	BULLDOG CONSTRUCTION CO I	154524	N. CENTRAL AVE DITCH	I 5006	6/12/2019	4,370.00	
			UNDERSEAL DITCH	001-201-691	4,370.00		
01-03826	C SPIRE WIRELESS	154525	0002596490:05-08-19 - 06-07-19	I 201906266931	6/07/2019	823.47	
			0002596490:05-08-19 - 06-07-19	001-340-605	823.47		
01-03826	C SPIRE WIRELESS	154526	0031603285:05-23-19 - 06-22-19	I 201906276941	6/22/2019	2,678.82	
			0031603285:05-23-19 - 06-22-19	001-100-605	2,678.82		
01-03826	C SPIRE WIRELESS	154527	0031656019:05-23-19 - 06-22-19	I 201906276944	6/22/2019	50.85	
			0031656019:05-23-19 - 06-22-19	001-020-605	50.85		
01-01999	CABALLERO, MICHELLE	154528	JUNE 20, 2019 MEETING	I 062019	6/20/2019	50.00	
			JUNE 20, 2019 MEETING	001-180-611	50.00		
01-01441	CAPITOL TOWING INC	154529	ARREST TOW TO RPD	I 91426	6/19/2019	75.00	
			ARREST TOW TO RPD	001-100-632	75.00		
01-05580	CARDMEMBER SERVICE	154530	05-18-19 - 06-18-19 BILLING	I 201906276942	6/18/2019	3,214.59	
			05-18-19 - 06-18-19 BILLING	001-040-610	1,608.66		
			05-18-19 - 06-18-19 BILLING	001-100-610	1,431.28		
			05-18-19 - 06-18-19 BILLING	001-201-610	174.65		
01-03640	CAROUSEL INDUSTRIES OF NO	154531	07-27-19 - 08-26-19 SERVICES	I 0607191032M	6/07/2019	670.31	
			07-27-19 - 08-26-19 SERVICES	001-010-635	57.13		
			07-27-19 - 08-26-19 SERVICES	001-020-635	19.99		
			07-27-19 - 08-26-19 SERVICES	001-040-635	47.58		
			07-27-19 - 08-26-19 SERVICES	001-100-635	170.94		
			07-27-19 - 08-26-19 SERVICES	001-160-635	136.43		
			07-27-19 - 08-26-19 SERVICES	001-180-635	40.56		
			07-27-19 - 08-26-19 SERVICES	001-201-635	58.78		
			07-27-19 - 08-26-19 SERVICES	001-340-635	30.66		
			07-27-19 - 08-26-19 SERVICES	400-650-635	108.24		
01-12050	CENTRAL PIPE SUPPLY INC	154532	24" DRAIN PIPE	I S100181111.001	5/30/2019	4,203.05	
			24" DRAIN PIPE	001-201-691	3,740.00		
			24' 45 3ll	001-201-691	363.75		
			24" BANS	001-201-691	99.30		
01-12050	CENTRAL PIPE SUPPLY INC	154533	METER INDEX	I S100181368.001	5/30/2019	4,427.20	

VENDOR NUMBER	NAME	DOCKET NUMBER	COMMENT	INVOICE NUMBER	DATE	AMOUNT	
01-12050	CENTRAL PIPE SUPPLY INC	154533	METER INDEX	I S100181368.001	5/30/2019	4,427.20	CONT
			METER INDEX	400-650-575	3,960.00		
			5' STORM CURB INLET	400-650-575	247.00		
			PVC GLUE	400-650-575	220.20		
01-12050	CENTRAL PIPE SUPPLY INC	154534	METER INDEX	I S100181368.002	5/30/2019	550.50	
			3/4 COMP TO 3/4 CURB	400-650-575	500.50		
			3/4 THICK WASHER	400-650-575	50.00		
01-12050	CENTRAL PIPE SUPPLY INC	154535	4" WATER PIPE AND FITTING	I S100181831.001	6/11/2019	4,152.30	
			4" C900 PIPE	400-650-760	712.80		
			4 X 4 TAPPING SLEEVE	400-650-760	1,164.50		
			4 X 1 SERVICE TAP	400-650-760	349.00		
			4" VALVE AND BOX	400-650-760	316.00		
			4" 45 ELBOW	400-650-760	253.00		
			4" MEGA LUGS	400-650-760	390.00		
			TRACER WIRE	400-650-760	525.00		
			BOLT PACK	400-650-760	312.00		
			1"TUFF TUBE	400-650-760	130.00		
01-12050	CENTRAL PIPE SUPPLY INC	154536	4" WATER PIPE AND FITTING	I S100181831.002	6/12/2019	349.00	
			4 X 1 SERVICE TAP	400-650-760	349.00		
01-12050	CENTRAL PIPE SUPPLY INC	154537	INDEXES & BASES	I S100182948.001	6/12/2019	4,803.00	
			3/4" INDEX	400-650-575	3,960.00		
			3/4" BASE	400-650-575	843.00		
01-12050	CENTRAL PIPE SUPPLY INC	154538	WATER REPAIR PARTS	I S100183005.001	6/13/2019	3,280.00	
			1" METER BASE	400-650-575	1,652.00		
			METER BOX	400-650-575	1,304.00		
			METER BOX	400-650-575	264.00		
			2" BRASS CLOSE NIPPL	400-650-575	60.00		
01-13025	CINTAS CORPORATION LOC #2	154539	04450	I 23702823	6/12/2019	156.03	
			04450	400-650-535	141.32		
			04450	404-650-535	14.71		
01-13025	CINTAS CORPORATION LOC #2	154540	04448	I 23702829	6/12/2019	277.36	
			04448	001-201-535	277.36		
01-13025	CINTAS CORPORATION LOC #2	154541	04479	I 23707659	6/12/2019	2.59	
			04479	001-201-540	2.59		
01-13025	CINTAS CORPORATION LOC #2	154542	04481	I 23707725	6/12/2019	47.32	
			04481	400-650-540	47.32		
01-13025	CINTAS CORPORATION LOC #2	154543	08828	I 23888497	6/14/2019	30.00	
			08828	001-340-540	30.00		
01-13025	CINTAS CORPORATION LOC #2	154544	04052	I 23888574	6/14/2019	53.32	
			04052	001-340-540	53.32		

VENDOR NUMBER	NAME	DOCKET NUMBER	COMMENT	INVOICE NUMBER	DATE	AMOUNT
01-13025	CINTAS CORPORATION LOC #2	154545	02147	I 23888601	6/14/2019	56.67
			02147	001-340-540	56.67	
01-13025	CINTAS CORPORATION LOC #2	154546	02148	I 23888644	6/14/2019	49.21
			02148	001-180-540	37.81	
			02148	400-650-540	11.40	
01-13025	CINTAS CORPORATION LOC #2	154547	04450	I 24181181	6/19/2019	228.14
			04450	400-650-535	213.43	
			04450	404-650-535	14.71	
01-13025	CINTAS CORPORATION LOC #2	154548	04448	I 24181486	6/19/2019	266.25
			04448	001-201-535	266.25	
01-13025	CINTAS CORPORATION LOC #2	154549	04481	I 24185771	6/19/2019	47.32
			04481	400-650-540	47.32	
01-13025	CINTAS CORPORATION LOC #2	154550	04479	I 24185816	6/19/2019	2.59
			04479	001-201-540	2.59	
01-13025	CINTAS CORPORATION LOC #2	154551	08828	I 24371626	6/21/2019	30.00
			08828	001-340-540	30.00	
01-13025	CINTAS CORPORATION LOC #2	154552	02148	I 24371658	6/21/2019	49.21
			02148	001-180-540	37.81	
			02148	400-650-540	11.40	
01-13025	CINTAS CORPORATION LOC #2	154553	02147	I 24371692	6/21/2019	56.67
			02147	001-340-540	56.67	
01-13025	CINTAS CORPORATION LOC #2	154554	04052	I 24371693	6/21/2019	53.32
			04052	001-340-540	53.32	
01-13025	CINTAS CORPORATION LOC #2	154555	04450	I 24630894	6/26/2019	157.59
			04450	400-650-535	142.88	
			04450	404-650-535	14.71	
01-13025	CINTAS CORPORATION LOC #2	154556	04448	I 24630969	6/26/2019	275.80
			04448	001-201-535	275.80	
01-13025	CINTAS CORPORATION LOC #2	154557	04479	I 24634800	6/26/2019	2.59
			04479	001-201-540	2.59	
01-13025	CINTAS CORPORATION LOC #2	154558	04481	I 24634934	6/26/2019	47.32
			04481	400-650-540	47.32	
01-05517	CITY OF JACKSON	154559	030-5373:JULY 2019 WEST RIDGEL	I 201906266929	6/26/2019	27,519.82
			030-5373:JULY 2019 WEST RIDGEL	400-650-691	27,519.82	
01-13200	CITY OF JACKSON	154560	030-5380:JULY 2019 EAST MADISO	I 201906266930	6/26/2019	34,894.72
			030-5380:JULY 2019 EAST MADISO	404-650-688	34,894.72	

VENDOR NUMBER	NAME	DOCKET NUMBER	COMMENT	INVOICE NUMBER	DATE	AMOUNT
01-05296	CIVIC PLUS	154561	CIVICCLERK ANNUALFEE RENEWAL	I 187778	7/01/2019	4,800.00
			CIVICCLERK ANNUALFEE RENEWAL	001-020-604	4,800.00	
01-04756	CLUB AT TCP LLC, THE	154562	EXERCISE EQUIPMENT	I 201906256917	6/11/2019	30,929.00
			CHEST PRESS	001-100-730	2,461.00	
			OVERHEAD PRESS	001-100-730	2,461.00	
			PULLDOWN	001-100-730	2,461.00	
			BACK EXTENSION	001-100-730	2,461.00	
			GLUTE PRESS	001-100-730	2,461.00	
			SEATED LEG CURL	001-100-730	2,461.00	
			LEG PRESS	001-100-730	2,461.00	
			LEG EXTENSION	001-100-730	2,461.00	
			ABDOMINAL	001-100-730	2,461.00	
			MODULAR PULL DOWN	001-100-730	2,461.00	
			TREADMILL	001-100-730	1,500.00	
			TREADMILL	001-100-730	1,500.00	
			TREADMILL	001-100-730	1,500.00	
			DUMBELL SET	001-100-730	1,819.00	
01-04456	CMC RESCUE INC	154563	FD - WEBBING	I 462723	6/11/2019	3,169.75
			WEB	001-160-681	79.50	
			ROPE	001-160-681	2,288.00	
			6MM PRUSIK CORD	001-160-681	136.00	
			CARABINER	001-160-681	200.00	
			CMC ASCENDER	001-160-681	356.00	
			SHIPPING	001-160-681	110.25	
01-04456	CMC RESCUE INC	154564	FD - WEBBING	I 463817	6/21/2019	302.54
			RESCUE 8	001-160-681	292.00	
			SHIPPING	001-160-681	10.54	
01-05220	COLLETTE JR, JAMES	154565	JUNE 20, 2019 MEETING	I 062019	6/20/2019	50.00
			JUNE 20, 2019 MEETING	001-180-611	50.00	
01-05622	COLORADO SATE UNIVERSITY	154566	PAVER SOFTWARE	I RDG201906101	6/06/2019	1,289.00
			PAVER SOFTWARE	001-201-635	999.00	
			2 ADD INSTALLS	001-201-635	250.00	
			AC ROAD & PARK MANUA	001-201-635	20.00	
			SHIPPING	001-201-635	20.00	
01-02440	COMCAST CABLE	154567	8396410530286232:06-19 - 07-18	I 201906276937	6/15/2019	106.85
			8396410530286232:06-19 - 07-18	001-201-604	106.85	
01-15250	CONTROL SYSTEMS INC	154568	REPAIR LIFT STATION	I 57090	6/12/2019	1,059.15
			REPAIR LIFT STATION	400-650-604	1,059.15	
01-00429	COVINGTON SALES & SERVICE	154569	CABLE ASSY.	I 82799	4/23/2019	256.44
			CABLE ASSY.	400-650-635	240.60	
			FREIGHT	400-650-635	15.84	
01-00429	COVINGTON SALES & SERVICE	154570	CABLE ASSY.	I 83166	6/03/2019	258.43

VENDOR NUMBER	NAME	DOCKET NUMBER	COMMENT	INVOICE NUMBER	DATE	AMOUNT	
01-00429	COVINGTON SALES & SERVICE	154570	CABLE ASSY.	I 83166	6/03/2019	258.43	CONT
			CABLE ASSY.	400-650-635	240.60		
			FREIGHT	400-650-635	17.83		
01-16500	CUSTOM PRODUCTS CORP	154571	TRAFFIC SIGNS	I 320299-A	5/28/2019	460.62	
			PRIVATE UNDEDICATED	001-201-685	460.62		
01-16500	CUSTOM PRODUCTS CORP	154572	TRAFFIC SIGNS	I 320300	5/28/2019	373.80	
			SINGLE ARROW SIGN	001-201-685	209.96		
			SIGN STAND TRIPOD	001-201-685	163.84		
01-16500	CUSTOM PRODUCTS CORP	154573	SPEED LIMIT SIGNS	I 321083	6/13/2019	331.00	
			35 MPH SPEED LIMIT	001-201-685	331.00		
01-16500	CUSTOM PRODUCTS CORP	154574	STREET NAME SIGNS	I 321084	6/13/2019	2,251.20	
			DEC ST NAME POST	001-201-685	743.90		
			FINIAL TOP	001-201-685	578.90		
			NAME SIGNS	001-201-685	928.40		
01-16500	CUSTOM PRODUCTS CORP	154575	TRAFFIC SIGNS	I 321156	6/14/2019	931.50	
			YELLOW FOIL TAPE	001-201-540	931.50		
01-05637	CUT-N-UP	154576	PRIVILEGE LICENSE OVRPYMNT	I 201906256920	6/06/2019	26.00	
			PRIVILEGE LICENSE OVRPYMNT	001-000-351	26.00		
01-02978	DANIELS, RAYMOND	154577	ADV TRAV: 07-09-19 - 07-10-19	I 201906276945	6/27/2019	120.00	
			ADV TRAV: 07-09-19 - 07-10-19	001-100-610	120.00		
01-17900	DEARING ADDRESSING & MAIL	154578	NEWSLETTER	I 25491	6/10/2019	327.27	
			EMAIL DOWNLOAD	001-340-620	25.75		
			CASS CERTIFY	001-340-620	7.00		
			USPS NCOA PROCESS	001-340-620	30.00		
			COMPUTER ADDRESS	001-340-620	25.74		
			FOLDING	001-340-620	30.00		
			LASER SHEET ADDRESS	001-340-620	50.00		
			APPLY POSTAGE	001-340-620	10.00		
			WHITE TABS	001-340-620	28.00		
			POSTAGE CHARGES	001-340-620	120.78		
01-17962	DEEP SOUTH SCUBA	154579	FD - HANGERS	I 2980	6/10/2019	117.60	
			BC HANGERS	001-160-540	84.00		
			WET SUIT HANGERS	001-160-540	63.00		
			DISCOUNT	001-160-540	29.40CR		
01-18050	DELL MARKETING L.P.	154580	COMPUTERS	I 10317443880	5/24/2019	3,613.22	
			COMPUTERS	001-020-730	1,308.90		
			COMPUTERS	001-020-730	2,304.32		
01-18050	DELL MARKETING L.P.	154581	COMPUTERS	I 10317864809	5/28/2019	9,687.50	
			COMPUTERS	001-160-730	5,760.80		
			COMPUTERS	001-160-730	3,926.70		

VENDOR NUMBER	NAME	DOCKET NUMBER	COMMENT	INVOICE NUMBER	INVOICE DATE	INVOICE AMOUNT
01-18050	DELL MARKETING L.P.	154582	COMPUTERS	I 10317864841	5/28/2019	8,065.12
			COMPUTERS	001-340-730	8,065.12	
01-18050	DELL MARKETING L.P.	154583	DISPLAYPORT ADAPTERS	I 10317982734	5/28/2019	60.78
			DISPLAYPORT ADAPTERS	001-042-501	60.78	
01-18050	DELL MARKETING L.P.	154584	COMPUTERS	I 10318260706	5/29/2019	16,206.80
			COMPUTERS	001-180-730	2,304.32	
			COMPUTERS	001-180-730	9,162.30	
			COMPUTERS	001-180-730	4,740.18	
01-18050	DELL MARKETING L.P.	154585	COMPUTERS	I 10318351661	5/29/2019	26,779.49
			COMPUTERS	001-100-730	10,369.44	
			COMPUTERS	001-100-730	14,349.94	
			COMPUTERS	001-100-730	2,060.11	
01-18050	DELL MARKETING L.P.	154586	COMPUTERS	I 10318536273	5/30/2019	19,739.10
			COMPUTERS	001-010-730	18,434.56	
			COMPUTERS	001-010-730	1,304.54	
01-18050	DELL MARKETING L.P.	154587	COMPUTERS	I 10318536281	5/30/2019	5,808.05
			COMPUTERS	001-042-730	3,456.48	
			COMPUTERS	001-042-730	2,351.57	
01-18050	DELL MARKETING L.P.	154588	COMPUTERS	I 10318574814	5/30/2019	9,593.33
			COMPUTERS	001-201-730	4,608.64	
			COMPUTERS	001-201-730	2,609.08	
			COMPUTERS	001-201-730	2,375.61	
01-18050	DELL MARKETING L.P.	154589	COMPUTERS	I 10318808875	5/31/2019	14,312.70
			COMPUTERS	400-650-730	10,369.44	
			COMPUTERS	400-650-730	3,943.26	
01-18050	DELL MARKETING L.P.	154590	COMPUTERS	I 10320207194	6/07/2019	5,257.68
			COMPUTERS	001-340-730	5,257.68	
01-18050	DELL MARKETING L.P.	154591	MINI DISPLAYPORT CABLES	I 10320207637	6/07/2019	60.78
			MINI DISPLAYPORT CABLES	001-042-501	60.78	
01-03638	DELTA DENTAL INSURANCE CO	154592	25-1536700000: JULY 2019	I BE003455554	7/01/2019	11,538.38
			25-1536700000: JULY 2019	001-010-480	281.50	
			25-1536700000: JULY 2019	001-020-480	253.35	
			25-1536700000: JULY 2019	001-040-480	225.20	
			25-1536700000: JULY 2019	001-040-480	28.15	
			25-1536700000: JULY 2019	001-092-480	28.15	
			25-1536700000: JULY 2019	001-100-480	2,280.15	
			25-1536700000: JULY 2019	001-160-480	1,604.55	
			25-1536700000: JULY 2019	001-160-480	28.15	
			25-1536700000: JULY 2019	001-180-480	281.50	
			25-1536700000: JULY 2019	001-201-480	844.50	
			25-1536700000: JULY 2019	001-201-480	28.15	

VENDOR NUMBER	NAME	DOCKET NUMBER	COMMENT	INVOICE NUMBER	DATE	AMOUNT	
01-03638	DELTA DENTAL INSURANCE CO	154592	25-1536700000: JULY 2019	I BE003455554	7/01/2019	11,538.38	CONT
			25-1536700000: JULY 2019	001-340-480	365.95		
			25-1536700000: JULY 2019	005-101-480	56.30		
			25-1536700000: JULY 2019	400-650-480	647.45		
			25-1536700000: JULY 2019	404-650-480	56.30		
			25-1536700000: JULY 2019	001-000-170	3,976.34		
			25-1536700000: JULY 2019	005-000-170	0.00		
			25-1536700000: JULY 2019	400-000-170	485.86		
			25-1536700000: JULY 2019	404-000-170	66.83		
01-19050	DISCOUNT TROPHY INC	154593	FD - TROPHIES	I 120863	6/25/2019	86.25	
			TROPHIES	001-160-540	86.25		
01-02850	ELITE WATER & COFFEE SERV	154594	COFFEE ORDER	I 159803	6/12/2019	210.85	
			COFFEE	001-100-540	108.00		
			SUGAR	001-100-540	24.95		
			CREAMER	001-100-540	77.90		
01-04298	ELKINS WHOLESALE INC	154595	BUFFER REPAIR	I 384876-00	6/13/2019	38.25	
			BUFFER REPAIR	001-100-635	38.25		
01-04298	ELKINS WHOLESALE INC	154596	SMALL CAN LINERS	I 384901-00	6/13/2019	70.60	
			SMALL CAN LINERS	001-100-510	70.60		
01-04134	FBI NATIONAL ACADEMY ASSO	154597	FBI LEADERSHIP TRAINING	I 0827ILGPT-09	6/21/2019	2,970.00	
			FBI LEADERSHIP TRAINING	001-100-681	495.00		
			FBI LEADERSHIP TRAINING	001-100-681	495.00		
			FBI LEADERSHIP TRAINING	001-100-681	495.00		
			FBI LEADERSHIP TRAINING	001-100-681	495.00		
			FBI LEADERSHIP TRAINING	001-100-681	495.00		
			FBI LEADERSHIP TRAINING	001-100-681	495.00		
01-22500	FEDERAL EXPRESS	154598	1393-1125-6	I 6-589-58895	6/20/2019	532.97	
			1393-1125-6	400-650-540	532.97		
01-23750	FORESTRY SUPPLIERS INC	154599	STOCK SUPPLIES	I 552603-00	6/19/2019	726.25	
			WOOD STEAKS	400-650-540	49.90		
			BLUE MARKING FLAG	400-650-540	159.00		
			GREEN MARKING FLAG	400-650-540	79.50		
			GATORADE	400-650-540	437.85		
01-24500	FUELMAN OF MS-#127779	154600	127779; 06-10-19 - 06-16-19	I NP56323483	6/17/2019	56.38	
			127779; 06-10-19 - 06-16-19	001-092-525	34.01		
			127779; 06-10-19 - 06-16-19	001-020-525	22.37		
01-24500	FUELMAN OF MS-#127779	154601	127779; 06-17-19 - 06-23-19	I NP56359429	6/24/2019	53.10	
			127779; 06-17-19 - 06-23-19	001-093-525	22.89		
			127779; 06-17-19 - 06-23-19	001-092-525	30.21		
01-01867	FUELMAN OF MS-#127780	154602	127780; 06-03-19 - 06-09-19	I NP56295272	6/10/2019	1,881.66	
			127780; 06-03-19 - 06-09-19	001-201-525	1,085.04		
			127780; 06-03-19 - 06-09-19	400-650-525	744.51		

VENDOR NUMBER	NAME	DOCKET NUMBER	COMMENT	INVOICE NUMBER	DATE	AMOUNT	
01-01867	FUELMAN OF MS-#127780	154602	127780; 06-03-19 - 06-09-19	I NP56295272	6/10/2019	1,881.66	CONT
			127780; 06-03-19 - 06-09-19	404-650-525	52.11		
01-01867	FUELMAN OF MS-#127780	154603	127780; 06-10-19 - 06-16-19	I NP56323484	6/17/2019	1,662.94	
			127780; 06-10-19 - 06-16-19	001-201-525	1,029.78		
			127780; 06-10-19 - 06-16-19	400-650-525	633.16		
01-01867	FUELMAN OF MS-#127780	154604	127780; 06-17-19 - 06-23-19	I NP56359430	6/24/2019	2,014.36	
			127780; 06-17-19 - 06-23-19	001-201-525	1,334.11		
			127780; 06-17-19 - 06-23-19	400-650-525	588.48		
			127780; 06-17-19 - 06-23-19	404-650-525	91.77		
01-01868	FUELMAN OF MS-#127781	154605	127781; 06-10-19 - 06-16-19	I NP56323485	6/17/2019	413.20	
			127781; 06-10-19 - 06-16-19	001-160-525	413.20		
01-01869	FUELMAN OF MS-#127782	154606	127782; 06-03-19 - 06-09-19	I NP56295274	6/10/2019	200.59	
			127782; 06-03-19 - 06-09-19	001-180-525	200.59		
01-01869	FUELMAN OF MS-#127782	154607	127782; 06-10-19 - 06-16-19	I NP56323486	6/17/2019	188.28	
			127782; 06-10-19 - 06-16-19	001-180-525	188.28		
01-01869	FUELMAN OF MS-#127782	154608	127782: 06-17-19 - 06-23-19	I NP56359432	6/24/2019	91.07	
			127782: 06-17-19 - 06-23-19	001-180-525	91.07		
01-01870	FUELMAN OF MS-#127783	154609	127783; 06-10-19 - 06-16-19	I NP56323487	6/17/2019	2,689.22	
			127783; 06-10-19 - 06-16-19	001-100-525	2,689.22		
01-01870	FUELMAN OF MS-#127783	154610	127783; 06-17-19 - 06-23-19	I NP56359433	6/24/2019	3,339.44	
			127783; 06-17-19 - 06-23-19	001-100-525	3,339.44		
01-01871	FUELMAN OF MS-#127785	154611	127785; 06-10-19 - 06-16-19	I NP56323488	6/17/2019	339.79	
			127785; 06-10-19 - 06-16-19	001-340-525	339.79		
01-01871	FUELMAN OF MS-#127785	154612	127785; 06-17-19 - 06-23-19	I NP56359434	6/24/2019	62.89	
			127785; 06-17-19 - 06-23-19	001-340-525	62.89		
01-00218	GIESSNER, BERNIE	154613	JUNE 20, 2019 MEETING	I 062019	6/20/2019	50.00	
			JUNE 20, 2019 MEETING	001-180-611	50.00		
01-02190	GILL, SHIRLEY	154614	JUNE 24, 2019 MEETING	I 062419	6/24/2019	50.00	
			JUNE 24, 2019 MEETING	001-093-611	50.00		
01-05380	GREEN OAK GARDEN CENTER L	154615	LANDSCAPING	I 1174503	6/17/2019	1,057.50	
			SOIL	012-280-730	150.00		
			PINESTRAW	012-280-730	127.50		
			LABOR	012-280-730	780.00		
01-27765	HARCROS CHEMICALS INC	154616	1 TON CHLORINE	I 770110969	6/14/2019	660.00	
			1 TON CHLORINE	400-650-575	660.00		
01-27765	HARCROS CHEMICALS INC	154617	150LB CHLORINE CYLINDER	I 770111040	6/20/2019	1,192.50	
			150LB CHLORINE CYLINDER	400-650-575	1,192.50		

VENDOR NUMBER	NAME	DOCKET NUMBER	COMMENT	INVOICE NUMBER	DATE	AMOUNT
01-04898	HARRIS TIRE COMPANY	154618	235/85R16 TIRE	I MS-17178	6/11/2019	362.65
			235/85R16 TIRE	400-650-635	356.05	
			FET	400-650-635	6.60	
01-04898	HARRIS TIRE COMPANY	154619	245/70R 17 TIRE	I MS-17586	6/18/2019	119.00
			245/70R 17 TIRE	400-650-632	118.00	
			DISPOSAL	400-650-632	1.00	
01-30000	HILLARD, MARVIN	154620	VACCUM LIFT STATION	I 201906186911	6/10/2019	310.00
			VACCUM LIFT STATION	400-650-604	310.00	
01-30000	HILLARD, MARVIN	154621	VACUUM TRUCK SERVICE	I 201906256918	6/21/2019	775.00
			VACUUM TRUCK SERVICE	400-650-603	775.00	
01-04622	HOLLY, SALLY M.	154622	JUNE 2019	I 201906256924	6/25/2019	960.00
			JUNE 2019	001-340-690	960.00	
01-32675	INTERSTATE BATTERY SYSTEM	154623	BATTERY	I 695386	6/12/2019	139.95
			BATTERY	001-201-632	139.95	
01-32675	INTERSTATE BATTERY SYSTEM	154624	BATTERY	I 695388	6/12/2019	112.95
			C78DT-XHD BATTERY	001-201-632	112.95	
01-04057	ITSAVVY	154625	IPHONE 8 PLUS HOLDER	I 01113899	6/10/2019	9.84
			IPHONE 8 PLUS HOLDER	400-650-540	9.84	
01-05346	JACKKNIFED TRAILER	154626	TRAILER HITCH	I 48327	6/06/2019	30.00
			TRAILER HITCH	001-201-635	30.00	
01-33875	JACKSON POWERTRAIN INC	154627	DRIVE SHAFT	I 98391	6/10/2019	415.25
			DRIVE SHAFT	400-650-632	415.25	
01-04945	JACKSON, DIANE	154628	JUNE 24, 2019 MEETING	I 062419	6/24/2019	50.00
			JUNE 24, 2019 MEETING	001-093-611	50.00	
01-04904	JACKSON, SHELIA	154629	JUNE 24, 2019 MEETING	I 062419	6/24/2019	50.00
			JUNE 24, 2019 MEETING	001-093-611	50.00	
01-00973	KIMBALL MIDWEST	154630	SHOP SUPPLIES	I 7188754	6/07/2019	667.73
			#28 HOSE CLAMP	400-650-540	9.70	
			#36 HOSE CLAMP	400-650-540	10.50	
			1/2" DRILL BIT	400-650-540	31.07	
			BLUE PAINT	400-650-540	243.36	
			WHITE PAINT	400-650-540	121.68	
			GREEN PAINT	400-650-540	243.36	
			5/8X4 BENT PIN	400-650-540	8.06	
01-04901	LARD OIL COMPANY OF MISSI	154631	BULK OIL ORDER	I 0979527-IN	6/07/2019	1,843.09
			BULK OIL ORDER	001-100-525	1,817.14	
			ENVIRONMENTAL FEE	001-100-525	9.95	
			MS LUBE OIL TAX	001-100-525	16.00	

VENDOR NUMBER	NAME	DOCKET NUMBER	COMMENT	INVOICE NUMBER	DATE	AMOUNT
01-02334	LATHAM, RITA	154632	JUNE 2019	I 201906256923	6/25/2019	280.00
			JUNE 2019	001-340-690	280.00	
01-02576	LINCOLN NATIONAL LIFE INS	154633	502251: 07-01-19 - 07-31-19	I 201906266932	6/26/2019	4,321.46
			502251: 07-01-19 - 07-31-19	001-010-480	162.94	
			502251: 07-01-19 - 07-31-19	001-020-480	50.92	
			502251: 07-01-19 - 07-31-19	001-040-480	162.65	
			502251: 07-01-19 - 07-31-19	001-040-480	25.50	
			502251: 07-01-19 - 07-31-19	001-092-480	14.14	
			502251: 07-01-19 - 07-31-19	001-040-480	21.42	
			502251: 07-01-19 - 07-31-19	001-100-480	1,482.40	
			502251: 07-01-19 - 07-31-19	001-160-480	961.14	
			502251: 07-01-19 - 07-31-19	001-180-480	200.02	
			502251: 07-01-19 - 07-31-19	001-201-480	498.70	
			502251: 07-01-19 - 07-31-19	001-340-480	274.29	
			502251: 07-01-19 - 07-31-19	005-101-480	41.60	
			502251: 07-01-19 - 07-31-19	400-650-480	398.10	
			502251: 07-01-19 - 07-31-19	404-650-480	27.64	
01-02031	LOWE'S BUSINESS ACCOUNT	154634	FD - SUPPLIES	I 13973	6/14/2019	188.88
			ALUMINUM CLEANER	001-160-540	9.27	
			BOTTLE JACK	001-160-540	29.74	
			PAINT	001-160-540	39.97	
			PAINT BRUSH	001-160-540	7.42	
			PAINT	001-160-540	27.88	
			WASP SPRAY	001-160-540	4.63	
			ROUND UP	001-160-540	55.74	
			SAWZALL BLADES	001-160-540	14.23	
01-02031	LOWE'S BUSINESS ACCOUNT	154635	FLOURESCENT TUBES	I 13989	6/14/2019	60.43
			FLUORESCENT BULBS	001-100-637	60.43	
01-02031	LOWE'S BUSINESS ACCOUNT	154636	TOILET SEAT MENS ROOM	I 14537	6/11/2019	18.58
			TOILET SEAT MENS ROOM	001-100-540	18.58	
01-02031	LOWE'S BUSINESS ACCOUNT	154637	EVAP AIR COOLERS	I 983499	6/03/2019	309.64
			EVAP AIR COOLER	001-040-540	325.94	
			DISCOUNT	001-040-540	16.30CR	
01-04824	MAC HAIK CHRYSLER DODGE J	154638	3.6 TIC	I 348204	6/21/2019	914.10
			R INTAKE CAMSHAFT	001-100-632	307.00	
			6 ROCKERS	001-100-632	47.70	
			6 LIFTERS	001-100-632	20.10	
			PCV VALVE	001-100-632	88.85	
			LABOR	001-100-632	450.45	
01-02372	MAC'S FRESH MARKET	154639	CWC LUNCH	I 201906186912	5/31/2019	655.20
			CWC LUNCH	001-201-540	601.29	
			CWC LUNCH	001-201-540	53.91	
01-40485	MADISON ACE HARDWARE	154640	BUCKETS	I 1444	6/14/2019	23.73

VENDOR NUMBER	NAME	DOCKET NUMBER	COMMENT	INVOICE NUMBER	DATE	AMOUNT	
01-40485	MADISON ACE HARDWARE	154640	BUCKETS	I 1444	6/14/2019	23.73	CONT
			BUCKETS	304-601-760	18.36		
			SHARPIE MARKER	304-601-760	5.37		
01-40485	MADISON ACE HARDWARE	154641	SUPPLIES	I 1971	6/19/2019	2,153.54	
			BASKETBALL NET	001-340-540	3.59		
			HINGED PLUG	001-340-540	15.96		
			SPORTING GOODS	001-340-540	89.99		
			SPORTING FOODS	001-340-540	79.99		
			GLUE LIQ. NAILS	001-340-540	4.59		
			SAWZAL BLADE	001-340-540	17.99		
			SAWZAL BLADE	001-340-540	15.99		
			SAWZAL BLADE	001-340-540	19.99		
			SCREWDRIVER SET	001-340-540	22.99		
			RECIP SAW 20V	001-340-540	129.99		
			DRAIN OUTLET	001-340-540	8.98		
			18V BATTERY CABLE	001-340-540	199.96		
			PLIER MULTI TOOL	001-340-540	44.99		
			ROUND UP	001-340-540	69.99		
			KEYS	001-340-540	5.97		
			FIELD CHALK	001-340-540	247.50		
			SILICONEII WD	001-340-540	85.90		
			FASTNERS	001-340-540	5.25		
			FASTNERS	001-340-540	0.60		
			FASTNERS	001-340-540	0.25		
			GORILLA TAPE	001-340-540	119.88		
			TRIM ROLLER	001-340-540	19.77		
			BATTERY CABLE	001-340-540	149.98		
			PORTER CABLE BATTERY	001-340-540	49.99		
			BULB	001-340-540	5.59		
			BULB	001-340-540	17.98		
			BRUSH WHEEL	001-340-540	5.99		
			CAGE TARP	001-340-540	27.99		
			CAGE TARP	001-340-540	44.99		
			ORANGE FLAGGING	001-340-540	4.78		
			2CYC 6.4OZ	001-340-540	13.77		
			SP O&D TRIAZ	001-340-540	25.98		
			PADLOCK BRASS	001-340-540	5.99		
			35W BULB	001-340-540	19.98		
			43W BULB	001-340-540	9.98		
			UTILITY PUMP	001-340-540	74.99		
			CLEANER	001-340-540	7.59		
			RAIN R SHINE	001-340-540	6.59		
			HAL BULB 38W	001-340-540	25.98		
			FASTNERS	001-340-540	6.32		
			FASTNERS	001-340-540	1.34		
			WIRE CONN	001-340-540	15.98		
			WIRE CONN	001-340-540	9.18		
			WIRE CONN	001-340-540	4.59		
			GUARDIAN BARRIER	001-340-540	407.88		
01-40485	MADISON ACE HARDWARE	154642	SUPPLIES	I 655697	4/12/2019	12.58	

VENDOR NUMBER	NAME	DOCKET NUMBER	COMMENT	INVOICE NUMBER	DATE	AMOUNT	
01-40485	MADISON ACE HARDWARE	154642	SUPPLIES	I 655697	4/12/2019	12.58	CONT
			FENDER BRUSH	001-340-540	7.99		
			FENDER BRUSH	001-340-540	5.99		
			DISCOUNT	001-340-540	1.40CR		
01-40800	MADISON COUNTY DISTRICT A	154643	FORFEITURE CASE: 2019001553	I 201906266933	6/17/2019	462.60	
			FORFEITURE CASE: 2019001553	103-000-111	462.60		
01-41000	MADISON COUNTY JOURNAL	154644	RICE RD SPEED LMT ORDINANCE	I 300066132	5/31/2019	65.64	
			RICE RD SPEED LMT ORDINANCE	001-201-615	65.64		
01-41000	MADISON COUNTY JOURNAL	154645	ZONING-PAR B SPILLWAY VIG N	I 300066159	5/31/2019	82.08	
			ZONING-PAR B SPILLWAY VIG N	001-180-615	82.08		
01-41100	MADISON COUNTY SHERIFF'S	154646	MAY 2019 HOUSING	I R-0519	6/18/2019	3,549.00	
			MAY 2019 HOUSING	001-100-687	3,549.00		
01-41100	MADISON COUNTY SHERIFF'S	154647	MAY 2019 MEDICAL	I R-M0519	6/04/2019	115.76	
			MAY 2019 MEDICAL	001-100-687	115.76		
01-01078	MADISON COUNTY WASTEWATER	154648	SRF LOAN: JULY 2019	I 3720	6/01/2019	1,409.79	
			SRF LOAN: JULY 2019	400-650-842	1,409.79		
01-01078	MADISON COUNTY WASTEWATER	154649	PARKWAY EAST: JULY 2019	I 3727	6/01/2019	2,021.54	
			PARKWAY EAST: JULY 2019	400-650-845	2,021.54		
01-01078	MADISON COUNTY WASTEWATER	154650	BOZEMAN&OLD CANTON: JULY 2019	I 3730	6/01/2019	1,832.14	
			BOZEMAN&OLD CANTON: JULY 2019	400-650-848	1,832.14		
01-01078	MADISON COUNTY WASTEWATER	154651	TRUSTMARK LOAN: JULY 2019	I 3737	6/01/2019	5,809.84	
			TRUSTMARK LOAN: JULY 2019	400-650-846	5,809.84		
01-03554	MADISON SOUTH RUBBISH LAN	154652	LANDFIELD CHARGE	I 12942	5/29/2019	900.00	
			12 CUBIC YARDS	001-201-683	462.00		
			6 CUBIC YARDS	001-201-683	363.00		
			HOST FEE	001-201-683	37.50		
			ENVIRONMENTAL FEE	001-201-683	37.50		
01-03554	MADISON SOUTH RUBBISH LAN	154653	LANDFIELD CHARGE	I 12964	6/04/2019	648.00	
			12 CUBIC YARDS	001-201-683	462.00		
			6 CUBIC YARDS	001-201-683	132.00		
			HOST FEE	001-201-683	27.00		
			ENVIRONMENTAL FEE	001-201-683	27.00		
01-03554	MADISON SOUTH RUBBISH LAN	154654	LANDFIELD CHARGE	I 12989	6/11/2019	1,764.00	
			12 CUBIC YARDS	001-201-683	1,320.00		
			6 CUBIC YARDS	001-201-683	297.00		
			HOST FEE	001-201-683	73.50		
			ENVIRONMENTAL FEE	001-201-683	73.50		
01-03554	MADISON SOUTH RUBBISH LAN	154655	LANDFIELD CHARGE	I 13013	6/18/2019	1,476.00	
			12 CUBIC YARDS	001-201-683	1,122.00		

VENDOR NUMBER	NAME	DOCKET NUMBER	COMMENT	INVOICE NUMBER	DATE	AMOUNT	
01-03554	MADISON SOUTH RUBBISH LAN	154655	LANDFIELD CHARGE	I 13013	6/18/2019	1,476.00	CONT
			6 CUBIC YARDS	001-201-683	231.00		
			HOST FEE	001-201-683	61.50		
			ENVIRONMENTAL FEE	001-201-683	61.50		
01-03880	MALONE, DOUGLAS	154656	JUNE 20, 2019 MEETING	I 062019	6/20/2019	50.00	
			JUNE 20, 2019 MEETING	001-180-611	50.00		
01-42310	MARS MARKETING PROMOTIONA	154657	SHIRTS	I 36562	6/11/2019	1,006.31	
			LADIES JACKET	001-180-535	24.00		
			HOODED JACKET	001-180-535	34.00		
			LADIES CARDIGAN	001-180-535	36.00		
			OTTOMON POLO	001-180-535	168.00		
			DRY TEC POLO	001-180-535	48.00		
			GENRE POLO	001-180-535	441.00		
			FORGE POLO	001-180-535	150.00		
			DRI FIT POLO	001-180-535	52.00		
			SHIPPING/HANDLING	001-180-535	53.31		
01-05014	MARTIN, LAZAIRE	154658	JUNE 24, 2019 MEETING	I 062419	6/24/2019	50.00	
			JUNE 24, 2019 MEETING	001-093-611	50.00		
01-42480	MARTINSON'S GARDEN WORKS	154659	PINE STRAW	I 23813	6/18/2019	179.80	
			PINE STRAW	001-340-575	179.80		
01-42885	MCGRAW RENTAL AND SUPPLY	154660	HYDRAULIC HOSE	I 456313.1.1	6/04/2019	73.62	
			HYDRAULIC HOSE	001-201-635	73.62		
01-42885	MCGRAW RENTAL AND SUPPLY	154661	HOSE	I 457307.1.1	6/18/2019	60.09	
			HOSE	001-340-635	60.09		
01-04828	MDE, INC	154662	ADORE SOFTWARE RENEWAL	I 7924	6/05/2019	715.00	
			ADORE SOFTWARE RENEWAL	001-100-635	715.00		
01-42975	MEL LUNA SAW COMPANY	154663	PART	I 87909	6/04/2019	219.04	
			HOUSING	001-201-635	97.58		
			SHAFT	001-201-635	51.46		
			WEEDEATER STRING	001-201-635	70.00		
01-05319	MIDSOUTH ELEVATOR LLC	154664	ELEVATOR MAINTENANCE CONTRACT	I 3657993	6/15/2019	250.00	
			ELEVATOR MAINTENANCE CONTRACT	001-100-637	250.00		
01-02605	MILLER, LARRY A	154665	JUNE 20, 2019 MEETING	I 062019	6/20/2019	50.00	
			JUNE 20, 2019 MEETING	001-180-611	50.00		
01-05399	MILLS, SCANLON, DYE, & PI	154666	SERVICES THROUGH 06-24-19	I 201906276938	6/25/2019	10,180.55	
			SERVICES THROUGH 06-24-19	001-180-601	2,138.55		
			SERVICES THROUGH 06-24-19	001-180-601	750.00		
			SERVICES THROUGH 06-24-19	001-180-601	5,820.00		
			SERVICES THROUGH 06-24-19	001-060-601	600.00		
			SERVICES THROUGH 06-24-19	001-100-601	62.00		
			SERVICES THROUGH 06-24-19	378-601-601	135.00		

VENDOR NUMBER	NAME	DOCKET NUMBER	COMMENT	INVOICE NUMBER	DATE	AMOUNT	
01-05399	MILLS, SCANLON, DYE, & PI	154666	SERVICES THROUGH 06-24-19	I 201906276938	6/25/2019	10,180.55	CONT
			SERVICES THROUGH 06-24-19	390-601-601	675.00		
01-00837	MISS CHEMICAL SUPPLY INC	154667	NON CONDUCTIVE HYD OIL	I 35234	6/24/2019	3,298.90	
			NON CONDUCTIVE HYD OIL	001-201-525	1,649.45		
			NON CONDUCTIVE HYD OIL	400-650-525	1,649.45		
01-00837	MISS CHEMICAL SUPPLY INC	154668	SUPPLIES	I 35244	6/10/2019	2,069.65	
			ROUND UP	001-201-540	1,549.75		
			MSMA	001-201-540	519.90		
01-00953	MISS INDUSTRIES FOR THE B	154669	C/S OFFICE SUPPLY	I 0040095-IN	6/13/2019	744.63	
			STAPLES	001-010-500	4.80		
			WIPES	001-010-500	95.98		
			CANNED AIR	001-010-500	104.95		
			POST IT LINED	001-010-500	59.96		
			STORAGE CLIPBOARD	001-010-500	44.97		
			BLUE PENS	001-010-500	15.96		
			POST IT YELLOW	001-010-500	11.16		
			CLIPBOARD	001-010-500	4.26		
			TWO HOLE PUNCH	001-010-500	27.87		
			WHITE OUT TAPE	001-010-500	7.68		
			INK REFILL RED	001-010-500	13.65		
			INK REFILL BLACK	001-010-500	13.65		
			INK REFILL BLUE	001-010-500	13.80		
			8X11 NOTEPADS	001-010-500	113.98		
			ADDRESS LABELS	001-010-500	137.98		
			FILE FOLDER LABELS	001-010-500	73.98		
01-00953	MISS INDUSTRIES FOR THE B	154670	1000 BUS. CARDS MCGAHEY	I 0040258-IN	6/24/2019	34.46	
			1000 BUS. CARDS MCGAHEY	001-100-540	34.46		
01-00953	MISS INDUSTRIES FOR THE B	154671	BUS. CARDS-BOYD/CLARK	I 0040259-IN	6/24/2019	172.30	
			BUS. CARDS-BOYD	001-100-540	34.46		
			BUS. CARDS-CLARK	001-100-540	34.46		
			BUS. CARDS-BERTUCCI	001-100-540	34.46		
			BUS. CARDS-MARTIN	001-100-540	34.46		
			BUS. CARDS-READY	001-100-540	34.46		
01-47200	MISS RECREATION PARK ASSN	154672	MEMBERSHIP	I 3182	6/18/2019	225.00	
			MEMBERSHIP	001-340-686	225.00		
01-47297	MISS RUBBER CO	154673	HYDRAULIC HOSE	I 678763-1	6/11/2019	263.16	
			HYDRAULIC HOSE	001-201-635	263.16		
01-47950	MISS VALLEY ELECTRIC SUPP	154674	FD - BALLASTS/BULBS	I S1318742.002	5/29/2019	1,274.66	
			400W HPS V5 BL	001-160-637	220.50		
			ULT 70W 120V	001-160-637	217.86		
			400W CLEAR 21K HID	001-160-637	69.75		
			70W HPS HID	001-160-637	71.85		
			22W LED HID 50K	001-160-637	197.70		
			14T8 LED 48-850	001-160-637	497.00		

VENDOR NUMBER	NAME	DOCKET NUMBER	COMMENT	INVOICE NUMBER	DATE	AMOUNT
01-04419	MISSISSIPPI AG COMPANY	154675	PARTS	I P21611	6/03/2019	611.44
			RADIATOR	001-340-635	513.08	
			UPPER RADIATOR HOSE	001-340-635	23.60	
			LOWER RADIATOR HOSE	001-340-635	26.76	
			FREIGHT	001-340-635	48.00	
01-01985	MITCHELL'S OUTDOOR POWER	154676	FD - PRIMER BULB	I 3526	6/17/2019	27.80
			PRIMER BULB	001-160-635	27.80	
01-03639	MOTOROLA SOLUTIONS INC	154677	FD - PORTABLE RADIOS	I 16051544	5/13/2019	5,893.05
			MICROPHONE	001-160-540	3,391.50	
			CHARGER, DESKTOP	001-160-540	323.00	
			CHARGER, TRAVEL	001-160-540	1,615.00	
			BELT CLIP	001-160-540	563.55	
01-03639	MOTOROLA SOLUTIONS INC	154678	FD - PORTABLE RADIOS	I 16051663	5/14/2019	3,102.50
			BATTERY PACK	001-160-540	3,102.50	
01-03639	MOTOROLA SOLUTIONS INC	154679	FD - PORTABLE RADIOS	I 16051722	5/14/2019	41,001.25
			APX 900 PORTABLE	001-160-730	41,001.25	
01-05566	MUSTARD SEED	154680	SPONSORSHIP POTTERY	I 61319	6/13/2019	1,070.00
			PLATTER W/HANDLES	001-340-540	120.00	
			LARGE WIDE BOWL	001-340-540	160.00	
			METROPOLITAN COUPE	001-340-540	245.00	
			SWOOP PLATTER	001-340-540	200.00	
			SQUARE PLATE	001-340-540	180.00	
			CEREAL BOWL	001-340-540	165.00	
01-04679	NEXAIR, LLC	154681	TORCH BOTTLE RENTALS	I 06955072	5/31/2019	59.48
			OXYGEN BOTTLE	400-650-540	24.24	
			GAS BOTTLE	400-650-540	24.24	
			BOTTLE MAINT	400-650-540	11.00	
01-01133	O'REILLY AUTO PARTS	154682	FLOOR MATS	I 263436	6/05/2019	21.99
			FLOOR MATS	400-650-632	21.99	
01-01133	O'REILLY AUTO PARTS	154683	WIPER FLUID & BRAKE LIGHT	I 264221	6/12/2019	16.78
			WIPER FLUID	001-340-632	11.16	
			BRAKE LIGHT KIT	001-340-632	5.62	
01-01133	O'REILLY AUTO PARTS	154684	CIRCUIT BREAKER	I 264270	6/12/2019	32.99
			CIRCUIT BREAKER	400-650-632	32.99	
01-53715	OFFICE PRODUCTS PLUS INC	154685	C/S OFFICE SUPPLY	I 868444-0	6/13/2019	65.31
			STAPLER	001-010-500	45.84	
			POST IT PASTELS	001-010-500	19.47	
01-53715	OFFICE PRODUCTS PLUS INC	154686	FD - SUPPLIES	I 868759-0	6/17/2019	38.19
			SHARPIES	001-160-500	31.50	
			DESK TRAYS	001-160-540	6.69	

VENDOR NUMBER	NAME	DOCKET NUMBER	COMMENT	INVOICE NUMBER	DATE	AMOUNT
01-53715	OFFICE PRODUCTS PLUS INC	154687	FD - SUPPLIES	I 868759-1	6/18/2019	11.18
			PENS	001-160-500	11.18	
01-04017	OZBORN COMMUNICATIONS, LL	154688	P359 RADIO	I 20590	5/28/2019	115.00
			RADIO & LABOR	001-100-632	115.00	
01-04017	OZBORN COMMUNICATIONS, LL	154689	P360 TROUBLE SHOOT	I 20599	6/17/2019	115.00
			LABOR	001-100-632	115.00	
01-04572	PALMER-ALLEN, CARLA	154690	JUNE 24, 2019 MEETING	I 062419	6/24/2019	50.00
			JUNE 24, 2019 MEETING	001-093-611	50.00	
01-55250	PEOPLES BANK TRUST DEPT	154691	G/O P/I REF BONDS SERIES 2014	I 201906266934	5/22/2019	1,206,850.00
			G/O P/I REF BONDS SERIES 2014	200-450-889	123,171.07	
			G/O P/I REF BONDS SERIES 2014	400-650-815	111,428.93	
			G/O P/I REF BONDS SERIES 2014	200-450-888	509,275.11	
			G/O P/I REF BONDS SERIES 2014	400-650-815	460,724.89	
			G/O P/I REF BONDS SERIES 2014	200-450-840	2,250.00	
01-55550	PETTY CASH - ADM	154692	01-18-19 - 06-14-19 PETTY CASH	I 201906266935	6/14/2019	57.70
			01-18-19 - 06-14-19 PETTY CASH	001-020-540	11.70	
			01-18-19 - 06-14-19 PETTY CASH	001-020-632	32.00	
			01-18-19 - 06-14-19 PETTY CASH	001-201-540	14.00	
01-55750	PETTY CASH - STREETS	154693	03-13-19 - 06-14-19 PETTY CASH	I 201906276943	6/14/2019	185.00
			03-13-19 - 06-14-19 PETTY CASH	001-201-604	135.00	
			03-13-19 - 06-14-19 PETTY CASH	001-550-599	50.00	
01-01932	PINNACLE TOWERS LLC	154694	JULY 2019 TOWER RENTAL	I 28136989	7/01/2019	1,904.85
			JULY 2019 TOWER RENTAL	005-101-604	1,904.85	
01-56600	PLAY IT AGAIN SPORTS	154695	FD - LOC COLLARS	I 201906186910	5/24/2019	39.98
			LOC COLLARS	001-160-540	39.98	
01-57350	PRASSEL LUMBER COMPANY IN	154696	LUMBER	I 906013	6/24/2019	74.22
			4 X4 POST	001-201-540	11.48	
			2 X 4 X 10 BOARD	001-201-540	19.04	
			1 X 6 FENCE BOARD	001-201-540	39.60	
			FENCE SCREWS	001-201-540	4.10	
01-00381	PUCKETT RENTS	154697	CONCRETE BRICKS	I 712160-0001	6/19/2019	600.00
				001-201-575	600.00	
01-58550	QUALITY CHEMICAL & SUPPLY	154698	PH NEUTRAL CLEANER	I 185442	6/14/2019	92.18
			PH NEUTRAL CLEANER	001-100-510	92.18	
01-05599	READY FITNESS	154699	WELLNESS CENTER FLOOR	I 26171	6/05/2019	6,393.51
			RUBBER FLOORING	011-101-720	2,152.60	
			ADHESIVE AC1008	011-101-720	399.98	
			ADHESIVE AC1007	011-101-720	114.99	
			INSTALL RUBBER	011-101-720	3,429.69	

VENDOR NUMBER	NAME	DOCKET NUMBER	COMMENT	INVOICE NUMBER	DATE	AMOUNT	
01-05599	READY FITNESS	154699	WELLNESS CENTER FLOOR	I 26171	6/05/2019	6,393.51	CONT
			FREIGHT	011-101-720	296.25		
01-05276	RICE, JUDY	154700	JUNE 20, 2019 MEETING	I 062019	6/20/2019	50.00	
			JUNE 20, 2019 MEETING	001-180-611	50.00		
01-60825	RICK'S PRO TRUCK & AUTO A	154701	WINCH MOUNT & GUARD	I 38322	6/21/2019	999.99	
			WINCH MOUNT & GUARD	001-100-632	999.99		
01-02496	RJ YOUNG COMPANY	154702	C-JC1548: 05-11-19 - 06-10-19	I INV3113678	6/10/2019	3,822.30	
			C-JC1548: 05-11-19 - 06-10-19	001-010-635	460.37		
			C-JC1548: 05-11-19 - 06-10-19	001-020-635	27.02		
			C-JC1548: 05-11-19 - 06-10-19	001-040-635	400.95		
			C-JC1548: 05-11-19 - 06-10-19	001-080-635	27.02		
			C-JC1548: 05-11-19 - 06-10-19	001-100-635	1,588.40		
			C-JC1548: 05-11-19 - 06-10-19	001-160-635	479.66		
			C-JC1548: 05-11-19 - 06-10-19	001-180-635	54.04		
			C-JC1548: 05-11-19 - 06-10-19	400-650-635	689.08		
			C-JC1548: 05-11-19 - 06-10-19	001-201-635	61.39		
			C-JC1548: 05-11-19 - 06-10-19	001-340-635	34.37		
01-02496	RJ YOUNG COMPANY	154703	C-JC1548: 06-23-19 - 06-22-20	I INV3128846	6/19/2019	295.00	
			C-JC1548: 06-23-19 - 06-22-20	001-040-635	295.00		
01-05612	RPT COMMERCIAL INC	154704	CRANE MOTOR	I 535	6/04/2019	359.00	
			CRANE MOTOR	400-650-635	359.00		
01-00829	SERVICE PRINTERS INC	154705	SUMMER MAG	I 198618	6/17/2019	11,120.35	
			SUMMER MAG	001-093-620	7,587.00		
			MAIL PREP	001-093-620	680.00		
			POSTAGE	001-093-620	2,853.35		
01-04854	SITEONE LANDSCAPE SUPPLY	154706	LANDSCAPING	I 92026347-001	6/10/2019	1,094.64	
			KNOCK OUT ROSES	001-340-575	525.00		
			LIRIOPE BIG BLUE	001-340-575	56.25		
			LIGUSTRUM	001-340-575	370.00		
			PINE STRAW	001-340-575	92.00		
			TRENCHING SHOVEL	001-340-575	51.39		
01-04854	SITEONE LANDSCAPE SUPPLY	154707	LANDSCAPING	I 92078157-001	6/11/2019	96.35	
			LIRIOPE BIG BLUE	001-340-575	96.35		
01-03593	SMITH, DREW	154708	ACT TRAV: 06-10-19 - 06-14-19	I 201906276946	6/27/2019	52.32	
			ACT TRAV: 06-10-19 - 06-14-19	001-180-610	52.32		
01-02421	SMITH, MICHAEL J.	154709	JUNE 24, 2019 MEETING	I 062419	6/24/2019	50.00	
			JUNE 24, 2019 MEETING	001-093-611	50.00		
01-65950	SOUTHERN ADMINISTRATORS	154710	COMPANY# 106: JULY 2019	I 19062110600000	6/21/2019	535.18	
			COMPANY# 106: JULY 2019	001-010-481	15.75		
			COMPANY# 106: JULY 2019	001-020-481	12.25		
			COMPANY# 106: JULY 2019	001-040-481	12.25		

VENDOR NUMBER	NAME	DOCKET NUMBER	COMMENT	INVOICE NUMBER	DATE	AMOUNT	
01-65950	SOUTHERN ADMINISTRATORS	154710	COMPANY# 106: JULY 2019	I 19062110600000	6/21/2019	535.18	CONT
			COMPANY# 106: JULY 2019	001-092-481	1.75		
			COMPANY# 106: JULY 2019	001-040-481	1.75		
			COMPANY# 106: JULY 2019	001-100-481	85.75		
			COMPANY# 106: JULY 2019	001-160-481	57.75		
			COMPANY# 106: JULY 2019	001-180-481	12.25		
			COMPANY# 106: JULY 2019	001-201-481	26.25		
			COMPANY# 106: JULY 2019	001-340-481	19.25		
			COMPANY# 106: JULY 2019	005-101-481	1.75		
			COMPANY# 106: JULY 2019	400-650-481	33.25		
			COMPANY# 106: JULY 2019	404-650-481	3.50		
			COMPANY# 106: JULY 2019	001-000-170	216.20		
			COMPANY# 106: JULY 2019	005-000-170	1.50		
			COMPANY# 106: JULY 2019	400-000-170	30.98		
			COMPANY# 106: JULY 2019	404-000-170	3.00		
01-03210	SOUTHERN CONNECTION POLIC	154711	RIFLE LIGHT	I 12711	6/04/2019	80.00	
			RIFLE LIGHT	001-100-540	80.00		
01-03210	SOUTHERN CONNECTION POLIC	154712	FD - POLOS	I 12760	6/11/2019	379.90	
			POLOS	001-160-535	379.90		
01-03210	SOUTHERN CONNECTION POLIC	154713	CLASS A L/S S/S SHIRT	I 12819	6/18/2019	92.95	
			CLASS A L/S SHIRT	001-100-535	47.95		
			CLASS A S/S SHIRT	001-100-535	45.00		
01-03210	SOUTHERN CONNECTION POLIC	154714	NEW HIRE KHAKIS	I 12851	6/24/2019	129.90	
			TRU SPEC BDU	001-100-535	99.90		
			HEMMING OUR PANTS	001-100-535	30.00		
01-04466	SOUTHERN FINANCIAL SYSTEM	154715	CMCRID4: 05-01-19 - 06-05-19	I 201906276939	6/05/2019	157.56	
			CMCRID4: 05-01-19 - 06-05-19	001-000-115	157.56		
01-04466	SOUTHERN FINANCIAL SYSTEM	154716	UTLRID4: 05-01-19 - 06-05-19	I 201906276940	6/05/2019	140.41	
			UTLRID4: 05-01-19 - 06-05-19	400-000-115	140.41		
01-04508	BC LANDSCAPE AND LAWN SER	154717	SOD LAKESHORE DR	I 033988	6/11/2019	3,627.00	
			BERMUDA	001-201-691	2,718.00		
			ST AUGUSTINE	001-201-691	784.00		
			DELIVERY	001-201-691	125.00		
01-05634	STAGELITE ENTERTAINMENT I	154718	BUYERS FEE	I 81	6/21/2019	2,620.00	
			BUYERS FEE	001-340-650	2,620.00		
01-67800	STAGELITE SOUND	154719	BALLOON GLOW STAGE	I 5464	6/20/2019	19,980.00	
			BALLOON GLOW STAGE	001-340-650	19,980.00		
01-01852	STEWART ENVIRONMENTAL CON	154720	FREEDOM RIDGE BASEBALL IMPROVE	I 2	6/19/2019	101,982.50	
			FREEDOM RIDGE BASEBALL IMPROVE	370-601-750	101,982.50		
01-68735	STRIBLING EQUIPMENT INC	154721	WEAR PADS	I CS001111365:01	6/10/2019	117.93	
			WEAR PADS	001-201-635	117.93		

VENDOR NUMBER	NAME	DOCKET NUMBER	COMMENT	INVOICE NUMBER	DATE	AMOUNT
01-68735	STRIBLING EQUIPMENT INC	154722	WEAR PADS	I CS001111365:02	6/11/2019	113.78
			WEAR PADS	001-201-635	113.78	
01-69095	SULLIVAN ELECTRIC	154723	ELECTRICIAN LABOR	I 812252	6/13/2019	4,950.00
			ELECTRICIAN LABOR	011-101-720	4,950.00	
01-69155	SUNBELT FIRE APPARATUS IN	154724	FD - PUMP TESTING	I 119970	6/19/2019	400.00
			PUMP TESTING	001-160-632	195.00	
			FIELD SERVICE CHARGE	001-160-632	205.00	
01-69155	SUNBELT FIRE APPARATUS IN	154725	FD - PUMP TESTING	I 119971	6/19/2019	195.00
			PUMP TESTING	001-160-632	195.00	
01-69155	SUNBELT FIRE APPARATUS IN	154726	FD - PUMP TESTING	I 119972	6/19/2019	195.00
			PUMP TESTING	001-160-632	195.00	
01-69155	SUNBELT FIRE APPARATUS IN	154727	FD - PUMP TESTING	I 119973	6/19/2019	195.00
			PUMP TESTING	001-160-632	195.00	
01-69155	SUNBELT FIRE APPARATUS IN	154728	FD - PUMP TESTING	I 119975	6/19/2019	195.00
			PUMP TESTING	001-160-632	195.00	
01-69155	SUNBELT FIRE APPARATUS IN	154729	FD - ENGINE 2	I 318372	6/13/2019	397.62
			RUBRAIL	001-160-632	239.76	
			RUBRAIL CAP	001-160-632	29.80	
			SPACER	001-160-632	22.14	
			REFLECTIVE TAPE	001-160-632	29.52	
			3/4" TAPE GOLD/BLACK	001-160-632	35.40	
			FREIGHT	001-160-632	41.00	
01-00845	SUNCOAST INFRASTRUCTURE I	154730	FY19 SEWER REHAB	I S19023-001	6/10/2019	104,701.25
			CIPP 8"	400-650-603	66,348.00	
			CIPP 10"	400-650-603	17,302.00	
			SERVICE CONNECTION	400-650-603	2,403.00	
			TV INSPECTION 6"&12"	400-650-603	9,804.75	
			HEAVY CLEANING 8&10"	400-650-603	8,843.50	
01-00845	SUNCOAST INFRASTRUCTURE I	154731	FY2019 SEWER REHAB	I S19039-01	6/10/2019	38,522.50
			CIPP, 8" x 6MM	400-650-603	30,204.00	
			REMOTE CUT BRANCH	400-650-603	801.00	
			TV INSPECTION	400-650-603	3,952.50	
			HEAVY CLEANING	400-650-603	3,565.00	
01-02274	TCS WARE INC	154732	JULY 2019 SERVICES	I 151733	6/24/2019	4,865.00
			JULY 2019 SERVICES	001-100-635	4,865.00	
01-05031	TERRY SERVICE INC	154733	REPAIR AC UNIT	I 65818	6/14/2019	278.00
			REPAIR AC UNIT	400-650-603	204.00	
			TRIP CHARGE	400-650-603	35.00	
			REFRIGERANT	400-650-603	39.00	

VENDOR NUMBER	NAME	DOCKET NUMBER	COMMENT	INVOICE NUMBER	DATE	AMOUNT
01-05031	TERRY SERVICE INC	154734	JUNE 2019 SERVICES	I 65853	6/18/2019	4,159.00
			JUNE 2019 SERVICES	001-092-637	291.13	
			JUNE 2019 SERVICES	001-100-637	1,289.29	
			JUNE 2019 SERVICES	001-160-637	1,122.93	
			JUNE 2019 SERVICES	001-201-637	207.95	
			JUNE 2019 SERVICES	001-340-637	748.62	
			JUNE 2019 SERVICES	001-350-637	291.13	
			JUNE 2019 SERVICES	400-650-637	207.95	
01-05638	TOUBA HAIR BRAIDING	154735	PRIVILEGE LICENSE OVRPYMNT	I 201906256922	6/18/2019	4.60
			PRIVILEGE LICENSE OVRPYMNT	001-000-351	4.60	
01-02852	TRANSAMERICA LIFE INSURAN	154736	GROUP# 0B232: JUNE 2019	I 2503405890	6/26/2019	112.09
			GROUP# 0B232: JUNE 2019	001-000-171	112.09	
01-04160	KC EXPRESS LLC	154737	05-01-19 - 05-31-19 SERVICES	I 4975	6/14/2019	230.00
			05-01-19 - 05-31-19 SERVICES	001-180-604	115.00	
			05-01-19 - 05-31-19 SERVICES	001-201-604	115.00	
01-03890	U.S. BANK EQUIPMENT FINAN	154738	797947: TELEPHONE CONTRACT	I 388145096	6/18/2019	2,059.00
			797947: TELEPHONE CONTRACT	001-450-833	1,978.86	
			797947: TELEPHONE CONTRACT	001-450-834	80.14	
01-03710	UNION AUTO PARTS	154739	PARTS	I 1491136-00	6/03/2019	13.90
			TEMP SENSOR	400-650-635	13.90	
01-03710	UNION AUTO PARTS	154740	FRONT TURNING LAMP	I 1497878-00	6/11/2019	60.60
			FRONT TURNING LAMP	001-100-632	16.80	
			CHARGER HEADLIGHTS	001-100-632	43.80	
01-03710	UNION AUTO PARTS	154741	P292 MOTOR MOUNT	I 1500446-00	6/13/2019	55.83
			P292 MOTOR MOUNT	001-100-632	55.83	
01-03710	UNION AUTO PARTS	154742	REPAIR PICK UP	I 1500519-00	6/13/2019	88.18
			OIL PRESSURE SENSOR	001-201-632	38.38	
			HIGH TEMP GREASE	001-201-632	49.80	
01-03710	UNION AUTO PARTS	154743	ALTERNATOR	I 1500534-00	6/13/2019	169.07
			ALTERNATOR	001-340-632	169.07	
01-03710	UNION AUTO PARTS	154744	TRUCK PARTS	I 1502627-00	6/17/2019	46.21
			BRAKE PADS	400-650-632	46.21	
01-03710	UNION AUTO PARTS	154745	DRIVER TAIL LIGHT	I 1505616-00	6/19/2019	57.75
			DRIVER TAIL LIGHT	001-201-632	57.75	
01-03710	UNION AUTO PARTS	154746	CONTROL ARMS P328	I 1508723-00	6/24/2019	468.88
			LOWER CONTROL ARMS	001-100-632	251.10	
			UPPER CONTROL ARMS	001-100-632	217.78	
01-73400	UNITECH INC	154747	PRIVILEGE LICENSE OVRPYMNT	I 201906256921	6/13/2019	20.00

VENDOR NUMBER	NAME	DOCKET NUMBER	COMMENT	INVOICE NUMBER	DATE	AMOUNT	
01-73400	UNITECH INC	154747	PRIVILEGE LICENSE OVRPYMNT	I 201906256921	6/13/2019	20.00	CONT
			PRIVILEGE LICENSE OVRPYMNT	001-000-351	20.00		
01-74275	UPCHURCH, DEBBIE	154748	JUNE 24, 2019 MEETING	I 062419	6/24/2019	50.00	
			JUNE 24, 2019 MEETING	001-093-611	50.00		
01-05639	ARMANDO VELAZQUEZ	154749	REMITTANCE OF BOND FEE	I 201906266936	6/12/2019	300.00	
			REMITTANCE OF BOND FEE	001-000-122	300.00		
01-75100	WAGGONER ENGINEERING, INC	154750	PROJECT# 0019094.000	I 35681	4/10/2019	3,587.13	
			PROJECT# 0019094.000	378-601-600	3,587.13		
01-75100	WAGGONER ENGINEERING, INC	154751	PROJECT# 0018145.000	I 35773	5/08/2019	8,185.32	
			PROJECT# 0018145.000	378-601-600	8,185.32		
01-75100	WAGGONER ENGINEERING, INC	154752	PROJECT# 0019094.000	I 35800	5/13/2019	66,914.69	
			PROJECT# 0019094.000	378-601-600	66,914.69		
01-75450	WALMART	154753	SUPPLIES	I 02425	6/10/2019	112.32	
			BLEACH	400-650-510	5.88		
			PINESOL	400-650-510	13.76		
			ALEVE	400-650-540	29.84		
			VISINE	400-650-540	5.96		
			OTC BACK PAIN	400-650-540	7.88		
			COFFEE	400-650-540	20.76		
			COFFEE	400-650-540	7.48		
			SUGAR	400-650-540	4.11		
			CREAMER	400-650-540	13.89		
			COFFEE FILTER	400-650-540	2.76		
01-75450	WALMART	154754	WATER SPRINKLER/HOSE	I 02473B	6/17/2019	24.97	
			GARDEN HOSE	001-100-540	19.97		
			WATER SPRINKLER	001-100-540	5.00		
01-75450	WALMART	154755	SUPPLIES	I 02551	6/11/2019	202.36	
			SOS PADS	001-160-510	3.48		
			409	001-160-510	9.28		
			LYSOL TOILET BOWL CL	001-160-510	8.94		
			DAWN	001-160-510	17.88		
			FABULOSO	001-160-510	11.56		
			CASCADE GEL	001-160-510	20.52		
			CLOROX CLEANUP	001-160-510	6.76		
			LYSOL LEMON CLEANER	001-160-510	10.96		
			ROUND UP	001-160-540	19.86		
			SPRAYER	001-160-540	6.82		
			ANT/ROACH SPRAY	001-160-540	6.86		
			COFFEE FILTERS	001-160-540	2.76		
			NEOSPORIN	001-160-540	3.97		
			ALLERGY MED	001-160-540	2.36		
			ANTACID	001-160-540	9.56		
			CREAMER	001-160-540	9.51		
			COFFEE	001-160-540	41.68		

VENDOR NUMBER	NAME	DOCKET NUMBER	COMMENT	INVOICE NUMBER	DATE	AMOUNT	
01-75450	WALMART	154755	SUPPLIES	I 02551	6/11/2019	202.36	CONT
			SUGAR	001-160-540	9.60		
01-75450	WALMART	154756	MISC.SUPPLIES	I 05180B	6/13/2019	129.50	
			TOOLS EQUIP	001-340-540	18.84		
			CORK BOARD	001-340-540	9.82		
			FISHING POLE	001-340-540	67.08		
			FISHING POLE	001-340-540	33.76		
01-75450	WALMART	154757	JANITORIAL SUPPLY	I 05467	6/14/2019	52.42	
			SPRAY BOTTLES	001-100-510	2.94		
			GLADE RESTROOM SPRAY	001-100-510	14.55		
			CLOROX WIPES	001-100-510	25.96		
			MOP HANDLE	001-100-510	8.97		
01-75450	WALMART	154758	PENS	I 07753	6/18/2019	11.88	
			DR. GRIP LTD PEN	001-040-500	11.88		
01-75450	WALMART	154759	SUPPLIES	I 07825	6/18/2019	44.37	
			PAPER PLATES	001-201-540	8.28		
			REPORT COVERS	400-650-540	18.24		
			CREAMER	400-650-540	5.93		
			COFFEE	400-650-540	6.34		
			QUART ZIP BAGS	400-650-540	5.58		
01-75450	WALMART	154760	SUPPLIES	I 08324A	6/19/2019	33.93	
			RECHARGEABLE BATTER	400-650-540	19.96		
			CHARGER FOR BATTERY	400-650-540	13.97		
01-75450	WALMART	154761	SUPPLIES	I 09996B	6/11/2019	66.74	
			GLUE	001-340-540	1.77		
			TAPE	001-340-540	6.17		
			ENVELOPES	001-340-540	58.80		
01-75790	WARREN FIRST AID & SUPPLY	154762	SAFETY SUPPLIES	I 6068	6/12/2019	195.25	
			ALCOHOL WIPES	001-201-540	6.95		
			EYE WASH	001-201-540	4.95		
			RIP & RAP	001-201-540	4.95		
			ALEVE	400-650-540	24.95		
			GRAY GLASSES	400-650-540	33.00		
			NITRILE GLOVES XLG	400-650-540	109.50		
			DUST MASK	400-650-540	10.95		
01-04506	WELLS MARBLE & HURST PLLC	154763	2014 ZONING ORDINANCE MATTERS	I 119775	6/05/2019	1,034.00	
			2014 ZONING ORDINANCE MATTERS	001-180-601	1,034.00		
01-01779	WHITE SANDS, INC	154764	200lb RIP RAP STONE	I 31413	6/19/2019	3,864.00	
			200lb RIP RAP STONE	001-201-691	3,864.00		
01-01453	WILLIAMS EQUIPMENT & SUPP	154765	MATT PINS	I S-3575995	6/12/2019	450.00	
			MATT PINS	001-201-540	450.00		

VENDOR NUMBER	NAME	DOCKET NUMBER	COMMENT	INVOICE NUMBER	DATE	AMOUNT
01-01453	WILLIAMS EQUIPMENT & SUPP	154766	ROLL DITCH CLOTH	I S-3578394	6/18/2019	1,001.90
			ROLL DITCH CLOTH	001-201-604	1,001.90	
01-05533	JAMES SCOTT WOMACK	154767	POLYGRAPH NEW HIRES	I 201906246915	6/21/2019	750.00
			POLYGRAPH	001-100-604	250.00	
			POLYGRAPH	001-100-604	250.00	
			POLYGRAPH	001-100-604	250.00	
01-02983	YELVERTON CONSULTING, LLC	154768	JULY 2019 CONSULTING FEE	I 39	7/01/2019	3,000.00
			JULY 2019 CONSULTING FEE	001-020-604	3,000.00	
					TOTAL =	2,059,450.60

FUND TOTALS

FUND	NAME	TOTAL
001	GENERAL FUND	384,869.47
005	COURT SERVICES FEE FUND	2,006.00
011	EMPLOYEE FITNESS CENTER	11,343.51
012	HEALTHY HOMETOWN	1,057.50
103	FORFEITURE AND SEIZURE	462.60
200	G. O. BOND FUND	634,696.18
304	JACKSON ST MULTI-USE	23.73
370	FREEDOM RIDGE PARK IMP	101,982.50
378	LAKE HARBOUR DR EXT	78,822.14
390	CITY CENTER PROJECTS	675.00
400	PUBLIC UTILITIES FUND	808,271.97
404	EMCRS OPERATION & MAINT	35,240.00
	TOTALS FOR ALL FUNDS =	2,059,450.60

DEPT: ALL
PAYROLL NO#: 01
PAY PERIOD BEGINNING: 5/31/2019
PAY PERIOD ENDING: 6/13/2019

June 21,2019 PAYROll

*** GRAND TOTALS ***

EARNINGS			BENF/REIMB	
DESC	HRS	AMOUNT	DESC	AMOUNT
SAL	1,128.00	45,959.12	VEH	174.00
SMON	0.00	26,317.54		
REG	18,807.50	329,026.08		
RETRO	0.00	360.80		
R/O	19.75	320.04		
O/T	176.50	3,696.59		
CE	17.25	0.00		
CMPRG	1.00	0.00		
COMP	60.75	1,071.14		
SICK	589.00	10,852.94		
VAC	990.25	21,989.46		
HOL	677.00	11,533.10		
HOLB	8.00	0.00		
FNRL	8.00	241.92		
PARAM	0.00	1,153.85		
SHIFT	0.00	325.00		
YMCA	0.00	22.50		
TASKF	8.00	338.64		
FUGTF	22.00	642.62		
MBNHI	15.00	427.50		

DEDUCTIONS			
CD	ABBV	EMPLOYEE	EMPLOYER
AFA	AFACC	945.79	
AFC	AFCAN	1148.14	
AFD	AFSHO	968.48	
AFH	AFHOS	552.69	
AFS	AFSPE	297.63	
ANN	ANUTY	3017.00	
C18	CHSUP	202.50	
C32	CHSUP	225.00	
C33	CHSUP	25.00	
C39	CHSUP	152.50	
C42	CHSUP	147.50	
C43	CHSUP	110.00	
C56	CHSUP	130.00	
C57	CHSUP	75.00	
C58	CHSUP	164.00	
C59	CHSUP	285.25	
C63	CHSUP	96.00	
C66	CHSUP	107.50	
C67	CHSUP	177.50	
C68	CHSUP	95.00	
C69	CHSUP	225.00	
C70	CHSUP	107.00	
C71	CHSUP	132.50	
C72	CHSUP	100.50	
C73	CHSUP	103.50	
C74	CHSUP	200.00	
CAF	ADMFE	118.50	136.40
CCF	CANCF	56.05	
CFM	CFM	10.50	12.25
CHC	CHCAR	870.82	
CO5	CHSUP	75.00	
CRU	CRUN	4148.00	
D56	GARNI	239.03	
D64	GARNI	298.33	
D66	GARNI	261.21	
D67	GARNI	323.76	
DCF	DENCF	2086.43	1239.04
DCM	DCM	249.48	140.75
DEN	DENTL		2112.00
DMO	DMO		84.45
FCE	FLEX	6.20	
HCF	HTHCF	13386.94	16880.14

TAXES			
DESC	TAXABLE	EMPLOYEE	EMPLOYER
FED W/H	387,243.82	31,967.93	
ST WH MS	387,243.82	12,415.00	
FICA	430,281.26	26,677.42	26677.42
MEDI	430,281.26	6,239.15	6239.15

DEPT: ALL
PAYROLL NO#: 01
PAY PERIOD BEGINNING: 5/31/2019
PAY PERIOD ENDING: 6/13/2019

** (CONTINUED) **

DATE	ORG FN	ACCOUNT	CODE/RATE	HOURLY RATE	HOURS	AMOUNT	PROJECT		
				HCM HCM	1470.42	1824.88			
				HLT HELTH		37410.04			
				HMO HMO	574.00	912.44			
				HRF HRF	191.51	283.62			
				LIF LIFE	50.63	1340.90			
				MDF YMCA	177.00				
				PBA POBEN	199.75				
				RET RET	40020.44	70471.99			
				UNR UNREM	3247.12				
TOTALS:	22,528.00	454,278.84	174.00		77852.10	132848.90		77,299.50	32916.57

DEPARTMENT RECAP

DEPT NO#	GROSS	REGULAR	OVERTIME	LEAVE	OTHER	BENEFITS	DEDUCTIONS	TAXES	NET
001-010	20,897.97	20,217.95	142.36	537.66	0.00	0.00	3,430.87	3,154.18	14,312.92
001-020	16,921.93	16,576.81	0.00	345.12	0.00	0.00	5,099.42	2,362.68	9,459.83
001-040	22,670.40	20,498.53	0.00	2,171.87	0.00	0.00	3,976.99	3,722.49	14,970.92
001-092	1,279.20	1,279.20	0.00	0.00	0.00	0.00	351.02	145.24	782.94
001-100	146,708.07	125,280.58	2,644.56	16,688.37	2,094.56	0.00	22,309.07	25,710.75	98,688.25
001-160	93,071.34	80,067.32	0.00	11,850.17	1,153.85	0.00	17,921.66	15,700.58	59,449.10
001-180	23,662.98	20,463.38	0.00	3,177.10	22.50	0.00	3,700.59	4,557.43	15,404.96
001-201	50,861.41	47,024.37	78.01	3,449.87	207.16	102.00	7,719.99	8,261.82	34,777.60
001-340	33,063.84	28,663.66	415.62	3,984.56	0.00	0.00	3,889.43	5,937.24	23,237.17
005-101	4,072.96	3,908.96	0.00	164.00	0.00	0.00	902.35	728.67	2,441.94
400-650	38,741.94	35,220.18	416.04	2,920.84	112.88	72.00	7,980.86	6,688.54	24,000.54
404-650	2,500.80	2,101.80	0.00	399.00	0.00	0.00	569.85	329.88	1,601.07
TOTALS	454,452.84	401,302.74	3,696.59	45,688.56	3,590.95	174.00	77,852.10	77,299.50	299,127.24

REGULAR INPUT: 276 MANUAL INPUT: 0 CHECK STUB COUNT: 1 DIRECT DEPOSIT STUB COUNT: 275